

Published on August 26, 2024: PUBLIC NOTICE SAN PATRICIO COUNTY
TEXAS COMMUNITY DEVELOPMENT BLOCK GRANT PROGRAM San Patricio County is giving notice of the county's intent to submit Texas Community Development Block Grant Program grant applications for a Colonia Fund: Construction grant request of \$1,000,000 for the installation of a water tower in the community of Saint Paul in San Patricio County. The application is available for review at the San Patricio County Courthouse during regular business hours. Para obtener una copia en español, comuníquese con Melanie Cooper al 361-587-3555.

Applicant Contact Information

Instructions:

Please complete this page and press the save button.

Required fields are marked with an *

Organization DBA

San Patricio County

Name of Authorized Official

(This person is authorized to enter into legal agreements on behalf of the applicant/organization. This person's name will appear on the grant agreement for signature.)

Select the Authorized Official of your organization from the drop-down list below. *

David Krebs

Prefix:

First Name:

David

Last Name:

Krebs

Suffix:

Job Title:

County Judge

Telephone:

(361) 364-9301

Email:

dkrebs@sanpatriciocountytx.gov

Name of Application Preparer / Administrative Contact

(This person can answer day-to-day questions about the organization and the project.) *

Melanie Cooper

Prefix:

Mrs.

First Name:

Melanie

Last Name:

Cooper

Suffix:

Position or Title:

Grant Manager

Telephone:

(361) 331-8206

Email:

mcooper@sanpatriciocountytx.gov

Name of Additional Contact for Project

(Optional: This person may not have a role in the TDA-GO system, but is knowledgeable on the project's technical matters.)

Prefix:

Ms.

First Name:

Chesca

Last Name:

Newman

Suffix:

Position or Title:

Grant Coordinator

Telephone:

(361) 510-0475

Email:

cnewman@sanpatriciocountytx.gov

Please select the county where your headquarters/main offices are located.

County *

San Patricio County

TDA Region

7

Legislative Districts

Provide the legislative district(s) for the primary location of the project. This information is available [here](#). Press the plus button next to each option to add multiple selections. *

US Congressional District:

27

Texas House District:

43

Texas Senate District:

27

Community Application

Instructions:

Please complete this page and press the **SAVE** button.

Required fields are marked with an *

Eligibility

County *

Select primary county for reporting purposes.

San Patricio County

Region

CBCOG

Total Applicant Population

(see Application Guide Appendix B)

108

Financial Capacity *

The applicant confirms that:

Yes

- The community has sufficient financial management capacity to be responsible for federal grant funding;
- If, after a risk-based analysis, TDA determines that additional controls are needed, the community will implement those controls for all funding related to the TxCDBG project. Additional controls required by grant agreement special condition may include additional signatories on checks, periodic public review of financial records, and/or management of grant funds by a third party entity.

Does the applicant levy the following tax revenues? *

Local Property (Ad Valorem) Tax: *

Yes

Local Sales Tax Option: *

Yes

Resource: This link provides a list of current grant agreements for your community, along with the dates on which each threshold becomes effective. Details for satisfying the threshold requirements and ensuring eligibility for this application are found in the Application Guide and TxCDBG Project Implementation Manual.

[Review Existing Grants for Progress Thresholds](#)

Applicants not meeting Progress Threshold requirements on the date the application is due will be disqualified.

Citizen Participation – Opportunities to identify needs for this application

Enter the dates below to demonstrate that the applicant provided acceptable advance notice for citizen participation. Please refer to the application guide for specific citizen participation requirements.

Date of Public Hearing Notice *

03/25/2024

Date of Required Public Hearing *

03/28/2024

Evidence of public notice - public hearing *

Public Hearing Notice -Colonia posting all.pdf

List of local service providers sent written notification of public hearing *

Public Hearing Notice -Colonia Website posting.pdf

Describe any additional opportunities residents, especially low-to-moderate income residents of the target area, were given to participate in the determination of these needs:

Resolution to Submit & Match

Resolution for

Program *274_Signed_Resolution_for_Submission_of_Texas_Community_Development_Block_Grant_Application_For_Colonia_Fund.pdf*

Participation *

Amount of Match Funds committed by resolution, if applicable * \$0

Community Needs Information

Provide a list of all the applicant's identified community development and housing needs, not just those addressed in the application. List the needs in order of importance - providing a short description and location of the project that addresses the indicated need. Also choose the relevant HUD activity code from the dropdown menu. Click [here](#) for a detailed list of HUD codes.

Applicant may also use the boxes marked "+" and "-" to add or delete space for additional needs and their corresponding projects to be considered if additional funding is available. *

Community Need	Action to Address Need	HUD Activity Code
(identified by community leaders)	(general description of the project)	
<i>Existing water/wastewater lines are inadequate and/or deteriorated, resulting in water loss and failure to maintain adequate pressure.</i>	<i>Replace or improve water / wastewater lines in Saint Paul Estates</i>	<i>03J</i>
<i>Lack of public water and needed updates to water tower</i>	<i>Replace or double the size of the existing tower and improvements to the water tower included three generator replacements.</i>	<i>14A</i>

General Information

Instructions:
Please complete this page and press the save button.
Required fields are marked with an *

County and Region

Please select the county the project will take place from the drop-down list below. If multiple counties, press the 'plus' button to add additional drop-down lists. The region will populate when the page is saved. *

County *

San Patricio County

COG Region

CBCOG

Project Short Description: *

Saint Paul Colonia Water System and Wastewater Infrastructure Improvements

National Program Objectives

☒ 1. Activities benefiting low-to-moderate income persons.

Method(s) used to determine the beneficiaries: *

☒ LMI Area Benefit

☐ LMI Housing Activity

☐ LMI Limited Clientele

☐ LMI Jobs

2. Prevention/ Elimination of Slums or Blight

3. Urgent Needs

Additional Activity Information

One-for-One Replacement

Special Assessment

Float Funded Activity

Revolving Fund

Favored Activity

Historic Preservation Area

Brownfield Activity

☒ Colonia

Displacement

Presidentially Declared Disaster Area

Activity Involves Rental Housing

Activity Includes Multi-unit Housing

Professional Interest Information: Administrative / Professional Services (See Appendix F)

Type of Assistance	Name of Firm or Individual	Interest Type	SAM Expiration Date	Award Date of Contract	Date Work Began	Contract Amount/ Financial Interest	Assisted With Application	Will assist if Grant is funded
\$60,000.00								
Admin. Svs.	Nueces River Authority	Procured Vendor	05/13/2025	07/15/2024	07/15/2024		[X]	[X]
Eng. Svs.	Lynn Engineering	Procured Vendor	05/15/2025	07/15/2024	07/15/2024	\$85,000.00	[X]	[X]
Other						\$		

Other Financial Interests:

Enter information for firms or individuals with reportable financial interest in this project

Reportable financial interests are those values at \$50,000 or 10% of the grant request, whichever is lower.

Examples of other financial interests include, but are not limited to:

- owners of property to be acquired as a result of the project
- developers providing services related to the project but not directly involved in the administration of the grant project; or other contractors/service providers already committed the project.

Full Name	Amount	Interest Type
Saint Paul Water Supply Corporation	\$	

[Review Existing Grants for Progress Thresholds](#)

Project Feasibility

Instructions:

Please complete this page and press the save button.

Required fields are marked with an *

Environmental Concerns

Note: All funded applications will have to comply with Federal regulations regarding environment clearance before funds are released.

	Yes	No	N/A
1. Will the assistance requested have any negative impact(s) or effect(s) on the environment? *			[X]
2. Based on available information, is the proposed project likely to require an archaeological assessment for any proposed site? *			[X]
3. Is the proposed site listed on the National Register of Historic Places? *			[X]
4. Is the project in a designated flood hazard (floodplain) area? *			[X]

Note: Projects in the floodway are generally ineligible for TxDBG funding. Contact TDA staff for assistance.

Service Area Authority

5. Has the applicant obtained a ratified, legally binding agreement, contingent upon award, between the applicant and the service provider that will operate the project for the continual operation of the improvements as proposed in the application? If so, attach copy agreement to Required Uploads page. *	[X]	
6. Does the applicant or service provider currently hold the Certificate of Convenience and Necessity (CCN) for the target area proposed in the application? If so, attach documentation to Required Uploads page. *	[X]	
7. Will any of the proposed improvements be located on a TxDOT controlled highway, road, or right-of-way? *		[X]

Additional Project Information

8. Will the assistance requested cause the displacement of families, individuals, farms, or businesses? *	Yes	No
9. Will any of the improvements proposed in this application take place in a designated Colonia area? *	[X]	

9.1. Please list the names and "M-numbers" for all Colonias: *

Saint Paul M2050055

10. Does the applicant collect Program Income (PI) from a Revolving Loan Fund (RLF) ? *		[X]
\$	\$	\$

11. List all the Foundation, Federal, and State or other Grant and/or Loan Funds applied for in the last three years. Complete the information on each and indicate if request is still pending.

Program Name	Agency Applied To	Date Approved	Application Status	Application Amount	If Funded, Project Status
Body-Worn Camera Program FY2025	Office of the Governor		Not Approved	\$27,499.45	
Bullet-Resistant Shield Grant Program FY 25	Office of the Governor		Not Approved	\$216,224.00	
Intelligence-based Investigations	Office of the Governor		Not Approved	\$96,000.00	
Juvenile Justice & Truancy Prevention Grant Program	Office of the Governor		Approved	\$48,402.85	In Progress
Juvenile Justice & Truancy Prevention Grant Program FY22 Operation	Office of the Governor		Planned	\$30,898.44	
Stonegarden Program	Office of the Governor		Approved	\$255,000.00	In progress
Harvey Mitigation Competiton	General Land Office		Approved	\$15,591,093.60	In progress
Harvey COG MOD	General Land Office		Planned	\$25,931,300.00	

Hazardous Mitigation Grant Texas Department of Program DR4332 Emergency Management	Approved	\$407,114.00	In progress
Community Development Texas Department of fund Agriculture	Approved	\$500,000.00	In progress
Hazardous Mitigation Grant Texas Department of Program DR4485 Emergency Management	Planned	\$166,125.15	In progress
Hazardous Mitigation Grant Texas Department of Program DR4485 Emergency Management	Approved	\$108,310.00	In progress
Hazardous Mitigation Grant Texas Department of Program DR4485 Emergency Management	Approved	\$149,200.00	In progress
Building Resilient Texas Department of Infrastructure and Emergency Management Communities (BRIC)	Planned	\$150,000.00	

Federal Funding Accountability and Transparency Act (FFATA) Questions

- | | Yes | No |
|---|-----|-----|
| 1. Has the applicant, in the preceding fiscal year received 80 percent or more of its annual gross revenues in Federal awards? * | | [X] |
| 2. Has the applicant, in the preceding fiscal year received \$25,000,000 or more in annual gross revenues from Federal awards? * | | [X] |
| 3. Does the public have access to this information about the compensation of the senior executives of the applicant through periodic reports? * | | [X] |

Note: If yes to either Question 1 or Question 2, the community must make executive compensation information available to the public.

Community Needs Assessment

Instructions:

Please complete this page and press the **SAVE** button.

Required fields are marked with an *

Citizen Participation – Opportunities to identify needs for this application

Enter the dates below to demonstrate that the applicant provided acceptable advance notice for citizen participation. Please refer to the application guide for specific citizen participation requirements.

Date of public notice - application availability

08/26/2024

Evidence of public notice - application availability *

Community Needs Assessment Questionnaire

Describe the applicant's current supply of affordable housing (Public Housing, Section 8 assisted, RHS assisted, HOME program assisted, TDHCA assisted, Local Housing Development Corp. assisted, etc.) *

In San Patricio County, 454 apartments operate on an income-based rent payment system, where households pay rent proportional to their earnings. Additionally, 274 affordable apartments offer reduced rent to low-income households. There are no waiting lists for Section 8 Housing Choice Vouchers in San Patricio County at this time.

San Patricio County is actively addressing the needs of its residents. The county is in the process of applying to the HOME program and collaborating with TDHCA to provide services. It has identified the needs of 165 residents living in deteriorated conditions and is working towards assisting our disabled community members with access needs.

Describe current social services available to residents and what needs and/or populations remain underserved. *

San Patricio County offers a comprehensive range of health services to its residents. These include WIC, the Indigent Program, Vaccinations, Public Health Preparedness, Animal Control, and Environmental Health. Each department runs various programs or provides public outreaches such as Community Health Fairs, large trash cleanups, and Before-School Events, providing a wide array of health-related services to the community.

The San Patricio County WIC Program is also available. It offers nutrition education, supplemental foods, and promotion of good health for pregnant, breastfeeding, and postpartum women, infants, and children up to the age of five.

San Patricio County offers its residents a range of social services, but also works with several nonprofits, including the Community Action Corporation of South Texas (CACOST). This non-profit organization provides a wide array of services, including Head Start, health centers, nutrition education, and referrals to other programs throughout South Texas, ensuring residents have access to a comprehensive range of support services. Additionally, the Coastal Plains Community Center provides behavioral health services to individuals dealing with mental illness, developmental disabilities, substance use disorders, and crisis situations. The County has started a mental health unit to enhance these efforts.

Despite the range of social services available in San Patricio County, some needs and populations may still be underserved. These include limited access to affordable healthcare for uninsured individuals, low-income households, homeless individuals, migrant farmworkers, and other medically underserved populations. Additionally, there is a need for aging and long-term care services and support for the elderly population. The youth population requires more education, career opportunities, and resources. Lastly, there is a need for disability services and accommodation for individuals with disabilities.

Describe current condition of public infrastructure (water/sewer/streets/drainage/accessibility/etc.) and efforts to improve these conditions. *

San Patricio County needs to improve its infrastructure, particularly its sewer system, water lines, flood and drainage facilities, and county roads. The Colonia areas have aging infrastructure systems that require improvements, including septic wastewater/ water treatment plants, water towers, manhole elevations, and Fire hydrants. Some of these issues include deteriorating water/sewer lines throughout the county needing replacement and failing septic systems causing health and environmental concerns. Finally, the deteriorated county roads need to be repaved and reconstructed to ensure that households have access to safe and clean water. The county also experiences flooding issues with rain events due to the limited drainage facilities, which need to be improved to mitigate the impact of flooding.

Unfortunately, the county's limited tax base poses significant challenges when it comes to addressing these critical infrastructure needs. As a result, the facilities are replaced gradually as funds become available. However, the funding gap for these necessary improvements is substantial, and the county struggles to bridge it. To overcome this challenge, the county actively seeks out grants to assist with financing these infrastructure projects.

San Patricio County is working on several mitigation projects to alleviate flooding concerns, primarily for LMI residents with the GLO. The County is also working with TDA to replace failed septic systems to improve the county's sanitation and environmental conditions.

Despite the ongoing financial constraints, the county remains committed to ensuring that its residents have access to reliable and modern infrastructure that meets their daily needs. Therefore, the county continues to explore various options to secure the funding necessary to improve its infrastructure system and enhance the quality of life for its citizens.

Does the Applicant have a Fair Housing Ordinance or Policy adopted by the governing body? *

☒ Yes

No

☒ Any locality receiving TxDBG funds must certify that it will affirmatively further fair housing. By checking this box, the Applicant confirms its commitment to Affirmatively Furthering Fair Housing choice. *

Fair Housing Activities

Any locality receiving TxDBG monies must certify that it will affirmatively further fair housing. Using the below drop-down box, please identify the activities presently undertaken to affirmatively further fair housing and which new activities will be undertaken if an award is made by TxDBG. Localities should be aware that, in the event of funding, these fair housing efforts will be monitored. Other activities may be eligible, and the applicant should contact TDA to determine eligibility.

Activities

Designating a Fair Housing Month

☒

Undertaken

To be Undertaken

Describe "Other":

Date of Required Public Hearing *

Project Details

Instructions:

Please complete this page **for each** Benefit Area and **SAVE** the page.

Use the **Add** button to add a new form for a new Benefit Area.

Ensure that all Benefit Areas are accurately created prior to preparing Budget Details page – adding or deleting Benefit Areas after the budget is populated may cause calculation errors.

Required fields are marked with an *

Please enter your benefit area and the HUD activity code. If you do not know the HUD activity code, click [here](#) for a description of each code. *

Benefit Area *

Saint Paul Colonia

Activity: *

03J

Problem and Solution

1. Summarize the problem(s) to be addressed within the application for this benefit area. *

Saint Paul colonia is serviced by St. Paul Water Supply Corporation (WSC). The community has a potable water distribution system that includes a 50,000 gallon elevated storage tank. The elevated storage tank is the only storage facility in the system. The total number of service connections in the system is 215 connections. According to the most recent inspection by professional tank service inspector, the water tower was placed in service in 1967 and has served the community well. With the age of the tower and its proximity to the coast, the tower is rapidly deteriorating. It is cost prohibited to try to repair and maintain the tower at this stage. The inspector recommends a new tower is a better solution than repair. This will alleviate lack of public water and needed update to water tower in Saint Paul Colonia.

Currently there is no permanently mounted emergency generator at eh St. Paul WSC Plant. The WSC has access to a mobile generator that, in the event of power outages, must serve to provide temporary power to multiple facilities.

The Wastewater Treatment Plant (WWTP) does not currently have a permanently mounted emergency generator. In the event of a major power outage both the WWTP and the main lift station at the plant must be served by a mobile generator that has to provide power to multiple facilities.

There is one lift station in the wastewater collection system that serves approximately one half of the community by pumping the collected wastewater toward the treatment plant. During a major power outage this lift station must be provided with power by a mobile generator that must serve multiple facilities.

2. Identify the action(s) to resolve any problem(s) and their anticipated outcomes. Include specific materials and quantities *

The St. Paul Water Supply Corporation (WSC) desires to replace the deteriorated water tower and expand the storage capacity to at least 100,000 gallons. The proposed project will construct a new 100,000 gallon elevated storage tank and demolish the old existing tank.

The WSC desires to install a permanent propane fueled generator at the water plant to provide power to the two (2) existing water wells and controls for the plant.

The WSC desires to install a permanently mounted propane fueled emergency generator to provide emergency power to both the WWTP and the main lift station.

The WSC desires to install a permanently mounted propane fueled emergency generator at this lift station.

Project Physical Location

3. Provide a brief description of the location of the work to be performed for this benefit area/activity. *

These improvements will take place within the St. Paul Colonia, in San Patricio County.

The proposed elevated storage tank improvements will be located at the St. Paul WSC Water Plant at the site of the existing elevated storage tank at 10441 County Rd 2323, Sinton, TX 78387.

The three generators will be located at the Water Plant, WWTP and Lift Station within St. Paul colonia.

For linear projects, identify the location of the work to be performed for this benefit area/activity. List separately each street or line that will be constructed. *

On

From

To

4. Does the applicant or service provider own all real property required for the project site? *

yes - all required property is currently owned by the applicant/service provider - No acquisition is needed for this project.

Beneficiary Identification Information

5. Enter the following beneficiary information for this benefit area / activity *

Total Beneficiaries for this Activity	Total Low/Moderate Income Beneficiaries for this Activity	LMI Ratio
508	360	70.87 %

6. Are any of the beneficiaries receiving a direct household benefit? (e.g. First-time Service or yardline replacement)? *

Note: Demographic information must be provided during the grant closeout process for each household receiving direct benefit.

Yes ☒ No ☐

7. Select a method for identifying beneficiaries:

☒ TxCDBG survey

When was the survey started? * 07/31/2024

When was the survey completed? * 08/23/2024

Select the statement that best represents the reason a survey was used to identify the beneficiaries for this benefit area. If none apply, contact TDA for guidance. *

Margin of error on available census information exceeds 10%

Provide a detailed explanation of the reason a survey was used, as needed.

*Based on the 2024 LMISD data, St. Paul CDP's place LMI data has almost 20% margin of error reported for this data point.
LMISD information*

Limited Clientele determination (TDA prior approval required)

8. Reporting information for HUD

Anticipated Objective: *

Create suitable living environment

Anticipated Outcome: *

Availability / Accessibility

Type of Service: *

Access no longer substandard

Identify the County, Census Tract, and all blocks within that census tract in which project beneficiaries reside. [Click here for a list of County codes:](#) *

5-Digit County Code	Census Tract (####.##)	1	2	3	4	5	6	7	8	9	10
48409	0109.00										<input checked="" type="checkbox"/>

Supporting Documentation

Beneficiary support documentation (Press "+" for additional upload fields) *

Beneficiary support documentation (Press "+" for additional upload fields) *

Beneficiary support documentation (Press "+" for additional upload fields) *

Beneficiary support documentation (Press "+" for additional upload fields) *

Beneficiary support documentation (Press "+" for additional upload fields) *

Project site "before" photos *

*St. Paul WSC_Contact List.pdf
St. Paul_SPC_2024 Survey Tab Form.pdf
St. Paul Surveys.pdf
St. Paul_SPC_2024 TxCDBG Address
List_082324.xlsx
2024 St. Paul Tank Letter.pdf
St. Paul WSC_before photo2.jpg*

Project Map 1: must show both the location of improvements and the boundaries of the identified benefit area. *

San Pat Co_St Paul_Location Map.pdf

Project Map 2: must show the boundaries of both the identified benefit area and the relevant census geography(ies)

St. Paul Benefit Area Map.pdf

Engineer's Certification: certifies the cost estimate for the project and provides statement clearly identifying the technical approach used to justify the identified benefit area. See RFA for guidance on non-construction projects *

Engineers Certification 8 22 2024.pdf

Selection Guidelines for Housing Activities with Waiting List

Budget Details

Instructions:

Please complete this page and press the save button.

Required fields are marked with an *

NOTE: The Benefit Area and Budget Summary will appear once the required conditions have been met, all check boxes have been marked, and the page has been saved.☒ The engineer has provided a cost justification and I am ready to transfer the information to this Budget Details page. *☒ A Project Details page has been created for each Benefit Area /Activity, and no duplicate or blank Project Details pages exist. *☒ Both above conditions are true and I am ready to complete the Budget Details information. *

Enter each different item needed for each benefit area, the units of measurement for that item, the cost per each unit, and the quantity of the item needed. Use the "+" button to add additional rows for more items. When the page is saved the subtotals will populate.

Benefit Area: Saint Paul Colonia**HUD Activity:** 03J

Item	Units	Cost Per Unit	Quantity	Total Cost
100,000 Gal Elevated Storage Tank	LS	\$570,000.00	1	\$570,000.00
Demo Existing Tank	LS	\$13,000.00	1	\$13,000.00
Yard Piping	LS	\$40,000.00	1	\$40,000.00
Fencing	LF	\$30.00	230	\$6,900.00
Misc Electrical	LS	\$7,900.00	1	\$7,900.00
Generator Concrete Pad	LS	\$3,400.00	1	\$3,400.00
60 KW Propane Fuel Generator	LS	\$42,000.00	1	\$42,000.00
Propane Tank	LS	\$10,000.00	1	\$10,000.00
150 Amp Automatic Transfer Switch	LS	\$7,000.00	1	\$7,000.00
Electrical Conduit and Wiring	LS	\$10,000.00	1	\$10,000.00
WWTP Generator Concrete Pad	LS	\$3,400.00	1	\$3,400.00
WWTP 60KW Propane Fuel Generator	LS	\$42,000.00	1	\$42,000.00
WWTP Propane Tank	LS	\$10,000.00	1	\$10,000.00
WWTP 150 Amp Automatic Transfer Switch	LS	\$7,000.00	1	\$7,000.00
WWTP Electrical Conduit and Wiring	LS	\$10,000.00	1	\$10,000.00
Lift Station Generator Concrete Pad	LS	\$3,400.00	1	\$3,400.00
Lift Station 60KW Propane Fuel Generator	LS	\$42,000.00	1	\$42,000.00
Lift Station Propane Tank	LS	\$10,000.00	1	\$10,000.00
Lift Station 150 Amp Automatic Transfer Switch	LS	\$7,000.00	1	\$7,000.00
Lift Station Electrical Conduit and Wiring	LS	\$10,000.00	1	\$10,000.00
			Total:	\$855,000.00

Budget Summary

Activity	Requested Project Cost	Recommended Grant	Recommended Match
03J	\$855,000.00	\$855,000.00	\$0.00
Engineering	\$85,000.00	\$85,000.00	\$0.00
Admin	\$60,000.00	\$60,000.00	\$0.00

Project Total**\$145,000.00****Grant Amount Requested**

\$1,000,000.00

\$1,000,000.00**Match Commitment:**

-\$855,000.00

\$0.00**Match Ratio**-85.50
%

0.00 %

Disclose the source(s) and use(s) of all non-TxCDBG funds committed to this project. This includes cash, materials, land, and in-kind match. If the proposed project is part of a larger plan that includes additional funding that may not be considered matching funds, contact TDA for guidance.

Source of Funds	Amount	Requested Use of Funds
	\$	

Match documentation (if matching funds committed by entities other than the Applicant)

Required Uploads

Instructions:
Please complete this page and press the **SAVE** button.
Required fields are marked with an *

Please upload all required upload fields and save this page. Uploaded documents cannot be removed once the page is saved, but can be overwritten if necessary.

Evidence of SAM registration *

EntityInformation_20240825-074236.pdf

Annual Audit (opinion letter)

Optional Uploads

FEMA Flood Map (for projects located within floodplain)

Force Account Justification

Other

Description	Upload
Signatory 219_Signed_Resolution_Authorizing_County_Representatives_in_Matters_Pertaining_to_Community_Development_Block_Grant_Program Resolution (2).pdf	
Application Resolution Interlocal Agreement - San	
Patricio County and St. Paul WSC	IRA_Saint Paul_Executed.pdf
Photos of Project Site - Water Tower Inspection Report Survey Tab	Saint Paul Report water tower.pdf
	SurveyTab_CFC24-0101.pdf

CFC - Colonia Support Documentation

Instructions:

Please complete this page and press the save button.

Required fields are marked with an *

Colonia Information

A. Colonia Identification

Colonia Name *

Saint Paul

Colonia ID (M-Number) *

M2050055

Identify all other names by which this colonia is known:

This colonia is located: *

☒

Within 150 miles of the US - Mexico Border

Within 100 km of the US - Mexico Border

Identified on the OAG Colonia Geographic Database *

☒

Yes

No

Identified on 2015 SOS Office of Colonia Initiatives list *

☒

Yes

No

Did this colonia exist as an identifiable community prior to November 28, 1990? *

☒

Yes

No

Attach Supporting Documentation for existence prior to 1990: *

St Paul_Plat_Env 875-876.pdf

Please upload a Map of colonia boundaries *

San Patricio_M2050055_Saint Paul_Boundary Map.pdf

This area was identified as a Colonia based on: *

☒

Lack of Potable Water

Describe the extent of the need for potable water:*Lack of public water and needed updates to deteriorating water tower.**Existing water/wastewater lines are inadequate and/or deteriorated, resulting in water loss and failure to maintain adequate pressure.*☒

Lack of Adequate Sewage System

Describe the extent of the need for an adequate sewage system*Existing water/wastewater lines are inadequate and/or deteriorated, resulting in water loss and failure to maintain adequate pressure.*

Lack of Decent, Safe, and Sanitary Housing

Lack of Safe and Accessible Streets / Transportation

Describe the extent of the need for other conditions that were used to identify this community as a colonia.

Classify this colonia based on the below classification types

Color- Classification Type	Description
-------------------------------	-------------

RED	Colonias that lacked platting, water and or wastewater were identified as distressed areas with the highest health risk.
YELLOW	Colonias with existing water services, either through functional water wells or through connections to a water system, or had wastewater disposal availability through functional septic tanks or connections to an existing system but lacked adequate road paving, drainage or solid waste disposal system were in the intermediate category of health risk.
GREEN	Colonias with all of the services identified above--water, wastewater, road paving, drainage systems and solid waste disposal.

Current Color-Classification: *

YELLOW

If awarded, Color-Classification after project completion: *

YELLOW

B. Status of Colonia:

Mapped or platted? *

☒ Yes

No

Date Mapped: *

12/23/1910

Date Platted: *

12/23/1910

Plat recorded with county? *

☒ Yes

No

Date Plat Recorded? *

01/16/1911

County Plat Volume Number: *

Env 875-876

County Plat Page Number: *

Env 875-876

Number of Lots: *

2,008

Number of Occupied Lots: *

221

Number of Occupied Housing Units: *

212

Number of Residents: *

608

C. Access to, and information about, Healthcare

Is it a health professional shortage area? *

☒ Yes

No

Is there access to a Texas A&M Community Resource Center, a clinic, mobile clinic or transportation to a clinic available? *

☒ Yes

No

Are promotoras or a comparable outreach program available in the area? *

☒ Yes

No

Partial

D. Financial Availability

List the federal and/or state agencies, non-profit organizations and other entities that are currently servicing the colonia and the type of project/service they are/will be providing.

Name of Agency Type of Project Service to be/being provided:

Saint Paul WSC servicing colonia with drinking water and wastewater.

Application Certification

Instructions:

Please complete this page and press the save button.

Required fields are marked with an *

The Authorized Official must check the box to certify the application, save the page, **AND** change the status by selecting "Submit Application" under the Status Options heading in the navigation menu to the left.

By signing below, the Applicant:

1. Certifies all information provided in connection with this application is true and correct to the best of Applicant's knowledge;
2. Acknowledges any misrepresentation or false statement made by Applicant, or an authorized agent of Applicant, in connection with this application, whether intentional or not, will constitute grounds for denial of this application;
3. Acknowledges acceptance of funds in connection with this application acts as an acceptance of the authority of the Texas Department of Agriculture (TDA), the U.S. Department of Housing and Urban Development (HUD), and the Texas State Auditor's Office (SAO) or any successor agency to conduct an investigation in connection with those funds, and Applicant further agrees to cooperate fully with the agencies in the conduct of the audit or investigation, including allowing TDA, HUD, and/or SAO and any successor agency to inspect Applicant's premises and providing all records requested; and
4. By submission of this application, Applicant acknowledges as a condition of receipt of grant funds under this program the Applicant will be required to execute a grant agreement with the Texas Department of Agriculture, and further acknowledges that failure to timely execute the grant agreement will result in withdrawal of any grant funds awarded, and those funds will be redistributed to other qualified applicants in accordance with state law and TDA rules; and
5. Certifies Applicant will comply with all applicable state and federal laws, as well as all applicable TxCDBG policies and procedures, including procurement procedures for professional services and applicable vendors, interlocal agreements, environmental review requirements prior to any commitment of funds or other choice limiting action, URA acquisition requirements, plans and specifications approval by appropriate regulatory agencies, Davis Bacon wage requirements, and any applicable contract Special Conditions.

Notice of Penalties: The penalty for knowingly making false statements or false entries, or attempts to secure money through fraudulent means, may include fines and/or incarceration and/or forfeiture of funds under applicable state or federal law.

This application becomes public record and is subject to disclosure. With few exceptions, you have the right to request and be informed about the information that the State of Texas collects about you. You are entitled to receive and review the information upon request. You also have the right to ask the state agency to correct any information that is determined to be incorrect. (Reference: Texas Government Code, Sections 552.021, 552.023, and 559.004.)

Signature of Authorized Official

Title

Date

When you are ready to submit this application to TDA, you MUST (1) save the page, then (2) change the status by selecting "**Submit Application**" under the Status Options heading in the navigation menu to the left.

Beginning on the published due date for this application, the Department will allow Applicant to proceed at its own risk with administrative and engineering activities associated with the application. By checking this box, Applicant acknowledges that Department shall not reimburse any costs under this agreement until an agreement is fully executed with the Applicant. Department shall not be liable for costs incurred prior to the published due date for this application, or for any activities not included in Exhibit A, Performance Statement, and Exhibit B, Budget of the executed contract associated with the grant. By submission of this application, the Applicant knows or should know that federal funding may be committed to the project and no federal, state, or program requirements are waived during the pre-agreement period.

Published on March 25, 2024:

PUBLIC HEARING NOTICE

COUNTY OF SAN PATRICIO TEXAS COMMUNITY DEVELOPMENT BLOCK GRANT PROGRAM

In accordance with Texas Administrative Code, Title 4, Part 1, Section 30.7, San Patricio will hold a public hearing at 5:05 p.m. on Thursday, March 28, 2024, at the San Patricio County Courthouse, 400 W. Sinton St, Sinton, Texas regarding the submission of an application to the Texas Department of Agriculture for one or more Texas Community Development Block Grant Program (TxCDBG) grants for Program Year 2024. San Patricio County may be eligible to participate in the Colonia Fund Construction Program and other Colonia Fund programs. The purpose of this meeting is to allow citizens an opportunity to discuss the citizen participation plan, the development of local housing and community development needs, the amount of TxCDBG funding available, all eligible TxCDBG activities, and the use of past TxCDBG funds. San Patricio County encourages citizens to participate in the development of TxCDBG application(s) and to make their views known at this public hearing. Citizens unable to attend this meeting may submit their views and proposals to Melanie Cooper at 361-587-3555 at the County Courthouse. Persons with disabilities that wish to attend this meeting should contact the County Courthouse to arrange for assistance. Individuals who require auxiliary aids or services for this meeting should contact the County Courthouse at least two days before the meeting so that appropriate arrangements can be made. Para más información en español, comuníquese con Melanie Cooper, Grant Writer al 361-587-3555.

<https://www.sanpatriciocountytexas.gov/upload/page/0054/docs/Public%20Hearing%20Notice%20%20-Colonia.pdf>

San Patricio County, Texas x Public Hearing Notice - Colonia x | +

https://www.sanpatriciocountytexas.gov

San Patricio COUNTY

County Officials Departments District Court Financial Transparency Other County Services

Effective immediately, San Patricio County re-opened the 100 block of West Pecan Street in Taft, Texas. The damage caused by prior heavy rains is repaired and the road is now open. If you have any que...

Public Notices

- TDA-Septic Grant PSA Notice - Civil Rights Notice - Eng and Span - San Patricio County
- Public Hearing for CDBG 2023-2024 application
- BFP 2023-001 DOCUMENT IMAGING SERVICES AND RECORDS RETENTION PROCESSING
- Public Notice of Solicitation of Public Comment on Method of Distribution of Harvey CDBG-Disaster Recovery Funds: 11/15/2022
- San Patricio County - Texas General Land Office CDBG-MIT Method of Distribution Application Form
- San Patricio County C221 - FH Complaints Poster
- San Patricio County C221 - FH Complaints Poster ENG
- 2a. FAIR HOUSING POSTER ENG
- 2b. FAIR HOUSING POSTER SP
- **Colonia Fund Construction Program- Application 2024**

Useful Links

Property Assessed Clean Energy

Burn Ban Information

Bring us the big stuff: Free bulk waste collection for 10 days!

Dispose of bulk items such as furniture, appliances, tires and large recyclables. Only you can prevent illegal dumping!

When: March 18 - 28, 2024
Where: March 23, 2024
Main Entry: CDBG-1
San Patricio Co. Fairgrounds
215 W. 27th St.
Taft, TX
Enter on 9th St., Exit on
Boulevard
For information contact:
Environmental Health Dept.
512-567-5550

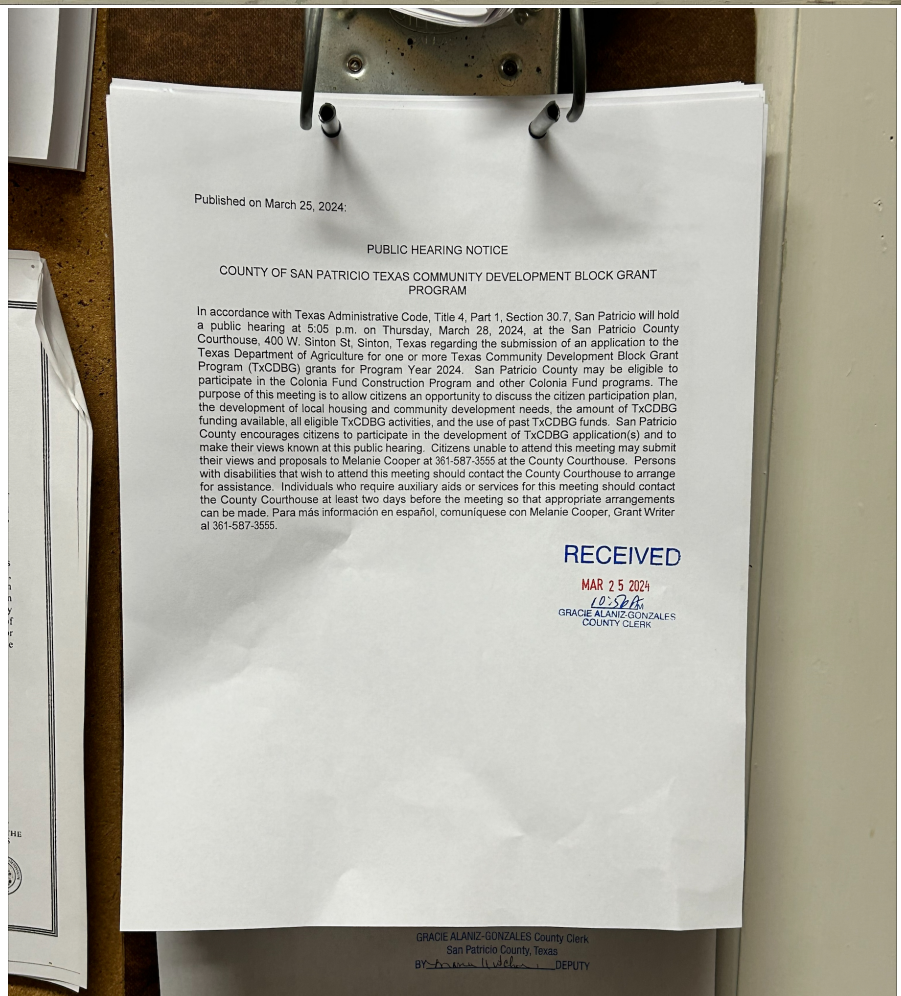

**NO TIRES WITH RIMS, PASSENGER TIRES ONLY -
LIMIT 5 TIRES PER VEHICLE, NO CONTRACTORS**

This event is made possible by our program partners:

Bulk Waste
ACCEPTED ITEMS
Mattresses
Furniture
Stoves
Small Appliances
Lawnmowers
Windows/Doors
CAB Tires
Tires

Metal Recycling
ACCEPTED ITEMS
Metal Drums, drums, etc.)
Staples
Cans
Refrigerators (Size of House)
Washers and Dryers
Lawn mowers
Copper of any kind
Die cast
Business Metal

NOT ACCEPTED ITEMS
Flammable
Gasoline
Oil of any kind
Chemicals
Liquid of any kind



Published on March 25, 2024:

PUBLIC HEARING NOTICE

COUNTY OF SAN PATRICIO TEXAS COMMUNITY DEVELOPMENT BLOCK GRANT PROGRAM

In accordance with Texas Administrative Code, Title 4, Part 1, Section 30.7, San Patricio will hold a public hearing at 5:05 p.m. on Thursday, March 28, 2024, at the San Patricio County Courthouse, 400 W. Sinton St, Sinton, Texas regarding the submission of an application to the Texas Department of Agriculture for one or more Texas Community Development Block Grant Program (TxCDBG) grants for Program Year 2024. San Patricio County may be eligible to participate in the Colonia Fund Construction Program and other Colonia Fund programs. The purpose of this meeting is to allow citizens an opportunity to discuss the citizen participation plan, the development of local housing and community development needs, the amount of TxCDBG funding available, all eligible TxCDBG activities, and the use of past TxCDBG funds. San Patricio County encourages citizens to participate in the development of TxCDBG application(s) and to make their views known at this public hearing. Citizens unable to attend this meeting may submit their views and proposals to Melanie Cooper at 361-587-3555 at the County Courthouse. Persons with disabilities that wish to attend this meeting should contact the County Courthouse to arrange for assistance. Individuals who require auxiliary aids or services for this meeting should contact the County Courthouse at least two days before the meeting so that appropriate arrangements can be made. Para más información en español, comuníquese con Melanie Cooper, Grant Writer al 361-587-3555.

RESOLUTION

A RESOLUTION OF THE COMMISSIONERS COURT OF COUNTY OF SAN PATRICIO, TEXAS, AUTHORIZING THE SUBMISSION OF A TEXAS COMMUNITY DEVELOPMENT BLOCK GRANT PROGRAM APPLICATION TO THE TEXAS DEPARTMENT OF AGRICULTURE FOR THE COLONIA FUND: CONSTRUCTION PROGRAM.

WHEREAS, the Commissioners Court of the County of San Patricio desires to develop a viable community, including decent housing and a suitable living environment and expanding economic opportunities, principally for persons of low-to-moderate income; and

WHEREAS, it is necessary and in the best interests of the County of San Patricio to apply for funding under the Texas Community Development Block Grant Program;

NOW, THEREFORE, BE IT RESOLVED BY THE COMMISSIONERS COURT OF SAN PATRICIO, TEXAS,

1. That a Texas Community Development Block Grant Program application for the Colonia Fund: Construction Program is hereby authorized to be filed on behalf of the County with the Texas Department of Agriculture, and to be placed in competition for funding under the Colonia Fund: Construction Program.
2. That the County of San Patricio commits to dedicating no less than 51% of grant funds for water system improvements, sewer system improvements, and/or housing rehabilitation activities.
3. That all funds will be used in accordance with all applicable federal, state, local and programmatic requirements including but not limited to procurement, environmental review, labor standards, real property acquisition, and civil rights requirements.
4. That the County of San Patricio is committing to provide \$00,000.00 in matching funds toward the application's activities, with the specific usage and funding source to be determined prior to any award of grant funding.

Passed and approved this 25th day of March, 2024.



David Krebs, County Judge



Sonia Lopez, Commissioner, Pct. 1



Tom Yardley, Commissioner, Pct. 2



Lilly Wilkison Commissioner Pct. 3



Howard Gillespie, Commissioner, Pct. 4

6:22:46PM

CONTACT LIST

St. Paul Water Supply

ACCT #	NAME	SERVICE ADDRESS	E-MAIL	PHONE	WORK PHONE
1	Pena, Juan	14593 CR 728		(361)696-1215	
2	Hernandez, Kimberly	10509 CR 2349		(361)877-9127	
3	Stewart, Clyde	14514 FM 3089		(361)437-9978	(361)424-0911
4	Bishop Jr., Jack	14630 FM 3089		(361)424-2397	
5	Guerrero, Rachel <i>terminated</i>	10513 CR 2323		(361)222-4177	
6	Mick, Kenneth <i>Deceased</i>	14534 CR 756		(361)364-3205	
7	Ramirez, Reynaldo	14545 CR 722		(361)364-4504	
8	DeLeon, Francisca	14417 CR 732		(361)364-3296	
9	Landin Samuel	10521 CR 2343			
10	White, Josh	14467 CR 700		(361)563-3296	
11	Esparza, Alfredo	10296 CR 2369			
12	Tavarez, Victoria	15781 Hwy. 181		364-1592	
13	Deleon, Naomi	14557 CR 700		(361)437-6219	437-9101
14	Franco, Diana	14523 CR 732		(361)364-2382	
15	Hartung, Thomas	14586 CR 722		(361)229-4631	
16	Landry, Matthew H.	14466 FM 3089		(361)877-1765	(361)877-1762
17	Perez, Christina	14445 CR 732		(361)437-9348	
18	Canas, Alfredo	10560 CR 2331		364-1962	
19	Conn, Doyle	10450 CR 2349		(361)364-4962	
20	Perez, Ernest	10339 CR 2369		(361)364-3768	
21	Molina, Juanita	10300 CR 2369		(361)364-1210	
22	Landin, Francine	14546 FM 3089		364-3904	
23	Landry, W.P.	10410 CR 2349		(361)364-5340	(361)779-6725
24	Collier, Hardy <i>Deceased</i>	15793 Hwy 181 North		(361)364-3927	
25	Rendon, Angelique	14876 FM 3089		(361)443-5153	
26	Gomez, Wally	10413 CR 2323		(361)319-1158	
27	Ramirez Chris	10277 CR 2369		(361)364-1338	
28	Olvera, Agueda	14509 FM 3089		(361)437-9257	
29	Potter, Amelia	10574 CR 2309		(361)813-4646	
30	Saenz, Marla <i>terminated</i>	10435 CR 2331		(361)364-4706	
31	Garcia Jr. Carlos	14640 CR 728			
32	Nelson, David	10479 CR 2331		(361)364-5498	
33	Rocha, Angie	10365 CR 2301		(361)688-3429	
34	Garcia, Ernest	10434 CR 2349		(361)364-5385	
35	Tovar, Jesse & Maricela	14336 CR 754		(361)437-2902	
36	Diaz, Julio <i>Deceased</i>	10526 CR 2337		(361)229-0353	
37	Davila, Pablo	CR 694		364-1989	
38	Mungia, Richard	10575 CR 2349		(361)415-4017	
39	Soto, Victor	CR 2369		(361)437-7271	
40	Lemus, Diego <i>Renter</i>	14590 FM 3089	<i>owner Benita Gallardo →</i>	(361)229-4144	
41	Garcia, Carlos	10410 CR 2323			
42	Gonzales, Cecilio	10331 CR 2369		(361)437-8137	
43	Flores, Icidro	14559 CR 728		(361)537-1578	
44	Franco Jr. Alonzo	14629 CR 714		(361)364-2105	
45	Rodriguez, Jovita	10412 CR 2331		(361)815-6828	
46	Perez, Ernest	10295 CR 2369		(361)775-8221	
47	Kuenstler, Mark	10509 CR 2343		(361)463-9144	
48	Trevino, Geronimo	10474 CR 2331			(361)813-8376
49	Silva, Frances	10267 CR 2349		(361)364-5478	(361)737-5486
50	Moreno, Olga	10305 CR 2369		(361)523-8150	(361)387-0599
51	Bartz, Melvin <i>deceased</i>	14585 CR 728		(364)437-9260	
52	Vasquez, Petra <i>terminated</i>	14672 CR 700			
53	Gonzales, Stephanie	15677 A Hwy 181		(361)437-2658	
54	Tovar, Norberto	10295 CR 2375		(361)726-1224	
55	Tanon, Jacinto <i>terminated</i>	10392 CR 2349		(361)542-5073	
56	Piaz, Pedro	10488 FM 3089		(361)222-8470	

6:22:46PM

CONTACT LIST

St. Paul Water Supply

ACCT #	NAME	SERVICE ADDRESS	E-MAIL	PHONE	WORK PHONE
57	Blume, Patrick	10438 CR 2343		(361)222-0986	
58	Martinez, Herminia	14378 CR 754			(361)437-2993
2 meters 59 222	Barclay, David	14348 CR 754		(210)410-7376	
60	Garcia, Leonardo	14524 CR 728		(361)364-2082	(361)437-9934
61	Soto, Jesse	14372 CR 756		(361)437-9732	
62	Ramirez, Ruben	10305 CR 2369		(361)364-9030	
63	Lara, Robert	15647 HWY 181N			587-1395
64	Garcia, Leovigildo	14744 CR 714		(361)364-4428	
65	Bartz, Doug	14628 CR 728		(361)364-4374	
66	Villanueva, Lynda	10330 CR 2369			
67	Martinez, Sylvia	14564 CR 694		(361)437-5058	
68	Soto, Jesse terminated	10255 CR 2369		364-4248	815-1884
69	Tijerina, Santos	14545 CR 728		(361)364-2194	
70	Ibarra, Rogelio	10559 CR 2323		(361)437-7057	
71	Janota, Mark	10562 CR 2301		(361)813-3167	(361)813-2575
Business 72	Chemical Weed Control				
73	Aguirre, Patricia (Renter)	14386 CR 732	Owner Norbert Garcia	361-437-2063	
74	Sauceda, Michael	10280 CR 2381		(361)633-2646	(361)991-1010
75	Jimenez, Lusinda	14421 CR 732		(361)944-1579	
76	Gunnarson, Leslie	10399 CR 2357		(361)364-1748	
77	Martinez, Nicky	10323 CR 2369		(361)222-8604	
78	Naranjo, Joi	10576 CR 2343		(210)810-1322	903-867-0256
79	Nerios, Victoria	14712 CR 722		(361)364-3264	
80	Rodriguez, Beth	716 Ave. A			
81	Barrera, Jose	15489 Hwy 181		(361)774-1490	
82	Rohlik, Heather	10521 CR 2337		(361)687-8380	(361)364-9215
83	Guerra, Dario	10247 CR 2349		(361)364-3573	(361)876-7207
84	Belasquez, Pablo	10270 CR 2381		(361)364-0982	
85	Chapa, Guadalupe	10308 CR 2369		(361)364-3072	
86	Villanueva, Jesse	15713 Hwy 181		(361)737-2359	
87	Pardo, Idalaida	CR 714		(361)229-2284	
88	Foster, Erik	10317 CR 2369		(361)695-5401	
89	Ware, Clarence	10477 CR 2357		(325)277-0084	
90	Gonzales, Carlos	14397 CR 732		(903)734-4738	(903)841-0194
91	Ottmor, Travis			(346)323-0534	
Business 92	Good News Baptist Church	14551 FM 3089		364-1114	
93	Elliott, Steve	14315 CR 756		(361)354-3790	
94	Pearce, Donald	14346 CR 744		(361)364-5896	
95	Zapata, Jr. Jesus	15689 Hwy 181		(361)441-3491	
96	Smith, Lindsey moved (renter)	1417 CR 714			(361)813-8373
97	Bueno, Raul	14516 CR 732			
98	Rodriguez, Ramon	10490 CR 2323		(361)935-7222	
99	Gonzales, Melissa	10289 CR 2349			
100	Torres Jr, Ernest	14706 CR 732		(361)633-3463	
Business 101	Mahn jee LLC	15927 US Hwy 181		364-5474	
102	Tovar, Ruben	14320 CR 756		3(613)640-0086	
103	Gonzales Jr, Cecilio	10309 CR 2381		(361)437-8721	
104	Nevares, Mercedes	10299 CR 2349		(361)585-0195	
105	Garcia, Richard	14579 CR 722		(361)437-9997	
106	O'Neal, Tami	14729 CR 728		(361)877-4788	
107	Kneuper, April	10550 CR 2309		(361)460-9487	
108	Franco, Alfredo	10227 CR 2349		(361)364-3926	537-4301
109	Honeycutt, John	14303 CR 756		(361)437-9856	
110	Hartung, Jeff	14558 CR 722		364-1162	
111	Aguirre, Raul	14513 CR 728		(361)424-1659	
112	Haire, Charles	14682 CR 722			(361)587-1249

6:22:46PM

CONTACT LIST

St. Paul Water Supply

ACCT #	NAME	SERVICE ADDRESS	E-MAIL	PHONE	WORK PHONE
113	Tims, Christopher J. <i>/Tovar</i>	10310 CR 2375	<i>281-639-8198</i>	(361)364-2848	361
114	Cantu, Rene	10615 CR 2343		(361)364-1344	
115	Bejaran, Rey	Box 713		(361)437-2658	
116	Aguilar, Guadalupe	14293 CR 756		(361)364-1985	
117	Franco, Aurelio	10410 CR 2343		(361)350-6804	
118	Tovar, Rene	14351 CR 754		(361)437-9033	
119	Sherrer, Richard	15657 Hwy 181		(361)364-4704	(361)945-6848
120	Suarez Cathy Jo	14558 FM 3089		437-9925	
121	Mickens Alexix V.	14345 CR 740		(903)487-1288	
122	DeLeon, Mario	14624 CR 728		(361)816-7765	
123	Horne, Donald	14482 FM 3089			
124	Cantu, Israel	10608 CR 2343		(361)364-5316	(361)425-6532
125	Martinez, Herminia	14366 CR 754		229-5417	
126	Doria, Joe	10523 CR 2349		(361)929-7691	
127	Mercier, Donald	P.O. Box 479		(361)364-4544	
128	Monsibais, Jesse	10555 CR 2349		(361)214-1511	
129	Ramirez, Teresa <i> Renter</i>	14469 CR 700	<i>Owner Jesse Villanueva</i>	(361)933-7975	<i>361-548-4102</i>
130	Soto, Israel <i>terminated</i>	14362 CR 756		(361)290-9759	
131	Franco, Alonzo	14519 CR 728		(361)364-4607	
132	Walker, Jesse	14374 CR 732		(361)364-3389	
133	De Los Santos, Joe	10287 CR 2381			
134	Guajardo, Maria	14552 CR 694		(361)462-3501	
135	Naranjo, Joe <i>terminated</i>	14531 CR 694 # 2			
136	Garza, Sr. Jesse	14325 CR 756		(361)364-4381	
137	Hernandez, Ramon	15825 Hwy 181		(361)222-5474	
138	Aguirre, Mario	10367 CR 2349		(361)728-8061	
139	Burk, Steve	10489 CR 2331		(361)537-6721	
140	Cardona, Guadalupe	14744 CR 728		(361)222-8470	
141	DeLeon, Corina B.	10510 CR 2337		222-8196	
142	Chapa, Lupe G	14708 FM 3089		364-9009	
143	Torres, Jessica	14473 CR 700		(361)543-3296	3(613)433-3333
144	Rittiman Tyler	10562 CR 2309		(361)877-4222	
145	Cavazos, Edna	10577 CR 2349		(361)558-6496	
146	Perez, Yesenia	14333 CR 756		(361)446-5352	
<i>2 meters</i> 147 <i>45</i>	Rodriguez, Jovita	14544 CR 722			
148	Quintero, Ruben	705 Ave. F		364-4623	(361)944-2531
149	Smith, Steven	10522 CR 2331		(361)222-0430	
150	Esparza, Juan	14602 FM 3089			
151	Galvez, Alfredo	14558 CR 694		(361)424-4767	
152	Herrera, Mary Lou	10306 CR 2361			
153	Thibodaux, Larry	14624 CR 728		(361)660-5317	
154	Herrera, Mary Lou	10306 CR 2361		(361)437-8591	
155	Garcia, Eloy	10399 CR 2349			(361)437-9717
156	Gonzales, Ruth	14340 CR 756		(361)249-8598	
157	Lynch, Holly	14402 CR 714		(361)977-0323	(361)424-4733
158	Soliz, Juan	14366 CR 732		364-0619	
159	Mata, Sylvia	14743 CR 722		229-2001	
160	Villanueva, Jesse	10512 CR 2349		(361)548-4102	
161	Martinez, Ruben	10341 CR 2375			
162	Hanson, Duane	10558 CR 2323		(815)993-5301	
<i>2 meters</i> 163 <i>78</i>	Vega, Martin <i> Renter</i>	10576 CR 2343 #3	<i>Jai Naranjo</i>	(361)429-4642	
164	Gonzales, David <i> Renter</i>	15719 Hwy 181		(361)853-9071	
165	Tilson, Charles Lee	10536 C.R. 2309		(361)222-5129	
166	Ramirez, Josie	10293 CR 2381		(361)737-7676	
167	Pena Jr. Oscar	10507 CR 2337			
168	Sanchez, Rodrigo	14579 CR 722			(361)437-2742

6:22:46PM

St. Paul Water Supply

CONTACT LIST

ACCT #	NAME	SERVICE ADDRESS	E-MAIL	PHONE	WORK PHONE
169	Lino Pardo, Debbie <i>terminated</i>	14677 CR 714		(361)343-2740	
170	Franco, Linda	10337 CR 2349		(361)441-8306	
171	Lopez, Cindy	14751 CR 722		(361)510-0600	(361)853-1171
172	Thomas Janet <i>terminated</i>	10552 CR 2309		(361)368-7375	
173	Branch, Robert <i>terminated</i>	10277 CR 2375		(361)739-6353	
174	Atford, Ramona <i>Rosetta Pintens</i>	10519 CR 2343		(361)877-2496	
175	Gonzales, Ruth	14336 CR 756		(361)249-8598	
176	Jefferson, Rebecca <i>Deceased</i>	10370 CR 2349		(361)587-1455	
177	Orta, Jose	CR 758		(361)815-2688	
178	Briscoe, Jim <i>Renter</i>	14721 CR 722	<i>owner Art Smith</i> →	(361)790-5368	
179	Israel, Ellen	14544 CR 722		(361)364-1415	(361)294-4910
180	Bejaran, Javier	14316 CR 748		(361)660-6887	(361)877-9857
181	Zapata, Mia <i>Renter</i>	14344 CR 756	<i>Ruth Gonzales Owner 361-249-8598</i>		
182	Cavazos, Edna	10614 CR 2349		(361)558-6496	
183	Morris, Jessica	10522 CR 2331		(361)437-2812	
184	Naranjo, Joi <i>terminated</i>	14523 CR 694		(361)429-4642	(361)364-3687
185	Gallardo, Benjamin <i>Deceased</i>	14706 CR 722		(361)549-1420	
186	Franco, Vicki	14557 CR 732			
187	Ibarra, Crystal	14739 CR 722		(361)946-6878	(361)437-8207
188	Gonzales, Ruth	14338 CR 756			
189	Mata, Sonja <i>Renter</i>	14334 CR 756	<i>Ruth Gonzales Owner 361-249-8598</i>		
190	Mahn jee LLC Ashwin Patel	15927 Hwy 181	<i>Store</i>	(812)989-7009	(617)062-3716
191	Bustamante, Delfino	10571 CR 2337		(361)816-5417	
192	Marvin, Olga	15863 Hwy 181		(956)564-5494	
193	Bejaran, April	15699 Hwy 181		(361)446-9295	
194	Herrera, Roberto	10316R 2361		(361)437-8591	
195	Torres, Alicia	P.O. Box 851		(361)742-0203	(361)368-2497
196	Garza, Marcus <i>Renter</i>	14330 CR 756	<i>Ruth Gonzales owner</i> →	(361)249-8598	(361)814-4455
197	Hernandez, Jesse	10299 CR 2381		(361)473-4451	361
198	Ramirez, Ida <i>terminated</i>	10396 CR 2331		(361)549-9470	
199	Times RV Park #1	15927 US Highway 181		(713)367-5666	(361)364-5474
200	Times RV Park #2	15927 US Highway 181		(713)367-5666	(361)364-5474
201	Times RV Park #3	15927 US Highway 181		(713)364-5666	(361)364-5474
202	Times RV Park #4	15927 US Highway 181		(713)367-5666	(361)364-5474
203	Times RV Park #5	15927 US Hwy 181		(713)367-5666	(361)364-5474
204	St Paul Laundromat <i>terminated</i>	15927 US Hwy 181		(361)364-5474	
205	Garibay-Franco, Ane	14565 CR 722		(361)537-1986	
206	Villanueva, Jesse	14067 U.S. Highway 181		(361)737-2359	
207	De La Garza, Oziel	14284 CR 756		(956)874-3247	
208	Gonzales, Stephanie	10298 CR 2381		(361)437-2658	
209	Anderson, Coby	10298 CR 2381		(361)727-5398	
210	<i>2 meters</i> 238 Moreno, Naomi	10325 CR 2375		(954)842-9155	
211	Garcia, Gabriella <i>Renter</i>	14328 CR 756	<i>Ruth Gonzales owner</i>	(361)424-4931	<i>249-8598</i>
212	Barnes, Patricia	14736 CR 714		(361)438-7380	
213	Fuentes, Armando	14338 CR 744		(361)683-0323	
214	Garcia, Monica	14582 CR 728		(361)558-5147	
215	Perez, Jose G.	10605 CR 2337		(361)437-2067	(631)441-4137
216	Bejaran, Damian	10294 CR 2381		(361)424-3349	
217	Valencia, Blanca	10573 CR 2337		(361)318-2165	
218	Flores Christopher	10522 CR 2331		(361)222-7594	
219	Tovar, John	14335 CR 754		(361)437-8385	
220	Doria, Gilbert	10470 CR 2357		(361)587-8477	(361)815-2648
221	Conn, Doyle	10427 CR 2357		(361)364-4962	
222	Barclay, David	10266 CR 2375		(361)738-9418	
223	Godines, Tomas	14373 CR 756		(361)813-7290	
224	Saldana Jr., Ralph	14702 CR 714		(361)244-8391	

6:22:46PM

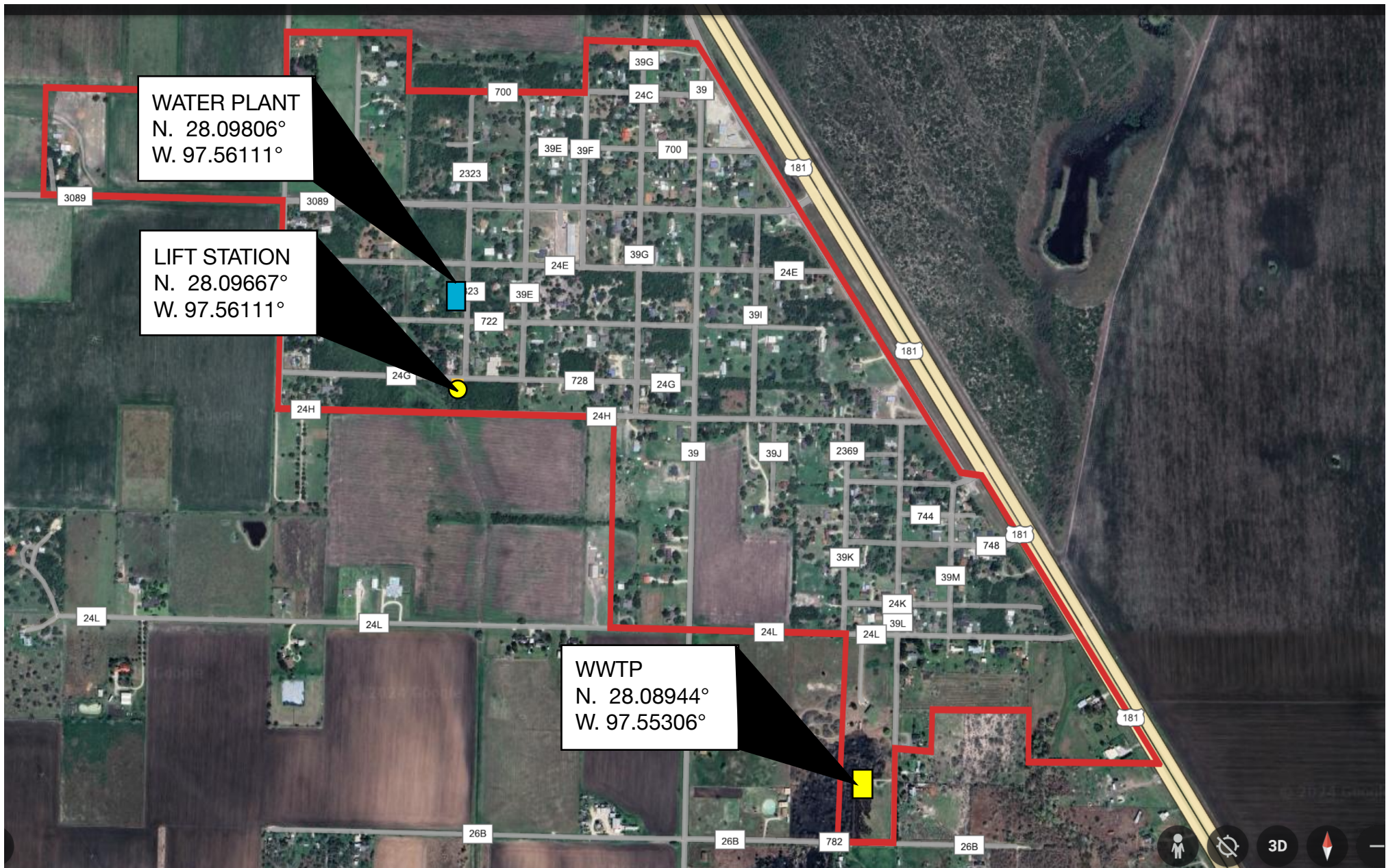
CONTACT LIST**St. Paul Water Supply**

ACCT #	NAME	SERVICE ADDRESS	E-MAIL	PHONE	WORK PHONE
225	Torres, Gracie Marie	14698 CR 722		(361)437-2546	
226	Ramirez, Mary Alice	14352 CR 756		(361)442-3862	
227	Gallardo, Mauricio <i>terminated</i>	14706 CR 722		(361)229-2110	
228	Walker, Jesse	14368 CR 732		(361)389-1399	
229	Torres, Jessica	14471 CR 700		(361)563-3296	
230	Jimenez, Stephanie	10041 CR 2375		(361)443-2626	
231	Roth, Margaret	14504 CR 722		(940)315-0819	
232	Perez, Katelin	14453 CR 732		(361)331-0713	(361)387-3531
233	Franco Jr, Alfredo	14565 CR 722		(361)429-6905	
<i>2 meters</i> 234 <i>50</i>	Moreno, Olga	10265 CR 2375		(361)523-8150	
<i>2 meters</i> 235 <i>192</i>	Marvin, Olga	15863 Hwy 181		(682)438-0400	
236	Moreno, Naomi	10331 CR 2375		(954)842-9155	
237	Garcia, Joe Anthony	10564 CR 2331		(361)688-7692	
<i>2 meters</i> 238 <i>210</i>	Moreno, Naomi	10331 CR 2375		(954)842-9155	
239	Wilson, Michael	14577 CR 728		(361)215-5566	
240	Franco, David	10315 CR 2349		(361)587-2829	
241	Kemp, William	14542 CR 756		(361)438-3880	
242	Hinojosa, Jesus	15471 Hwy 181		(361)413-8882	
243	Moffett, Jessica	14526 CR 694		(361)227-5107	(361)222-8562
244	Garcia, Jesus M.	14534 CR 694		(361)585-5401	
245	Reyna, Randy	10492 CR 2337		(361)222-9424	
246	Ottmor, Travis	897 Robinson RD		(346)323-0534	
247	Ottmor, Travis	8937 Robinson Rd		(346)323-0534	





247 Accounts listed

All Customers

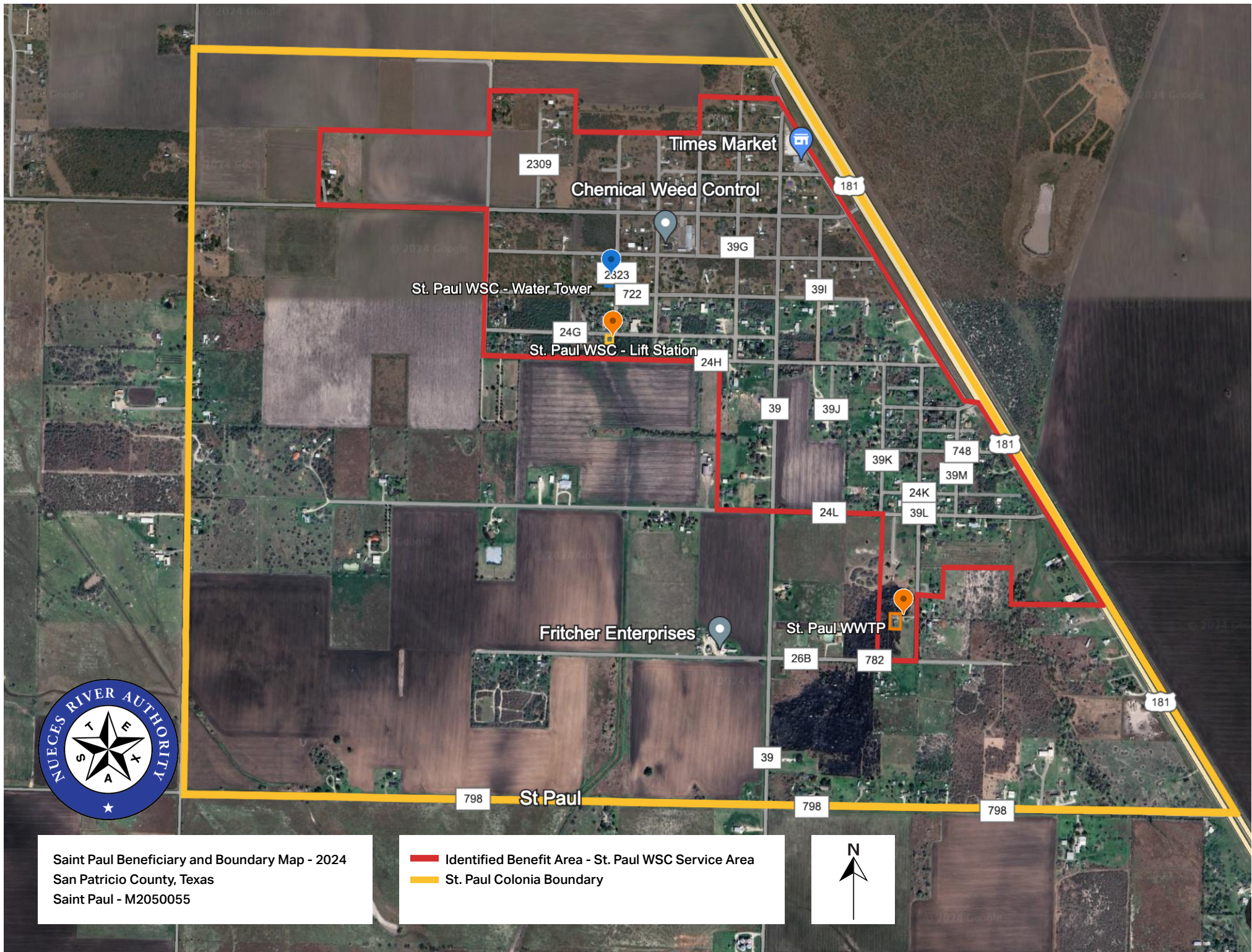
St. Paul Water Supply Corp.



SAN PATRICIO CO. - ST. PAUL COLONIA

-  WATER PLANT - Storage Tank and Generator
-  LIFT STATION - Generator
-  WWTP - Generator
-  Boundary of the Identified Benefit Area





Saint Paul Beneficiary and Boundary Map - 2024
San Patricio County, Texas
Saint Paul - M2050055

Identified Benefit Area - St. Paul WSC Service Area
St. Paul Colonia Boundary





Allied Tank Service

Tank Maintenance Professionals

July 30, 2024

Sandy Stewart
St. Paul WSC
10441 CR 2329
St. Paul, Texas 78387

Dear Ms. Stewart,

It was a pleasure speaking with you regarding the St. Paul WSC water storage tank.

For many years Allied Tank has done the inspections as well as maintenance of the tower located in St. Paul, Texas

The tower was placed in service in 1967 and has served you well. With the age of the tower and its proximity to the coast the tower is rapidly deteriorating. It is cost prohibitive to try to repair and maintain it at this stage. It is my opinion that a new tower would be a better solution. Design and technology advances make a new tower more feasible.

We greatly appreciate your business and are happy to assist you in whatever manner we can moving forward. If you have any questions, please do not hesitate to contact me.

Sincerely,

Michael A. Carman
Allied Tank Service

1533 Austin Hwy.
Suite 102-424
San Antonio, Texas 78218
(210) 410-8715

ENGINEER'S CERTIFICATION

Please complete the information below for each benefit area proposed in the TxCDBG program application. If there is more than one proposed benefit area, please use the "+" and "x" buttons to add or remove additional benefit area forms. There must be one form per benefit area.

+

x

Benefit Area Name:

Enter the benefit area name (as listed in the TxCDBG program application):

St. Paul Colonia

Current Conditions:

Please describe the current conditions impacting the households within the benefit area:

Unreliable of lack of potable water distribution and sewage collection/treatment in events of power outages. Marginal storage capacity compared to TCEQ requirements.

Project Impact:

Please describe the scope of the proposed project :

Provides a more reliable potable water distribution system and sewage collection system.

Area of Impact (select one):

- ☐ Benefit area is localized. The beneficiaries are located immediately adjacent to or abutting the improvements.
- ☐ Benefit area is a targeted geographic area. The beneficiaries are located in a general area that extends beyond immediately adjacent or abutting the improvements.
- ☒ Benefit area is city- or county-wide. The beneficiaries are jurisdiction-wide and include all residents within jurisdictional boundaries.

Identify the geographic area that will benefit from the proposed project. Is a map that clearly and logically delineates the benefit area attached to this form?

☒ Yes

☐ No

Describe how the benefitting households were determined. For projects involving buried infrastructure or drainage system improvements, maps or topographic imagery may be necessary as part of providing a robust explanation.

Beneficiaries are all community residents that are served by the St. Paul Water Supply Corporation with water and sewer service.

Explain how the project activities will address issues/deficiencies/conditions currently impacting households in the benefit area.

Emergency generators will be installed at the water plant, the wastewater treatment plant and at the sewage lift stations to provide power during outages and water storage capacity will be increased providing a more reliable supply for current and future needs.

Budget:

Please complete the the budget justification table below:

BUDGET JUSTIFICATION OF RETAIL COSTS								
Activity Description	HUD Act #	Materials/Facilities/Services	\$/Unit	Unit	Quantity	Construction	Acquisition	Total
Water Improvements	03J	100,000 Gal Elevated Storage Tank	\$570,000.00	LS	1	\$570,000	\$0	\$570,000
Water Improvements	03J	Demo Existing Tank	\$13,000.00	LS	1	\$13,000	\$0	\$13,000
Water Improvements	03J	Yard Piping	\$40,000.00	LS	1	\$40,000	\$0	\$40,000
Water Improvements	03J	Fencing	\$30.00	LF	230	\$6,900	\$0	\$6,900
Water Improvements	03J	Misc Electrical	\$7,900.00	LS	1	\$7,900	\$0	\$7,900
Water Improvements	03J	Generator Concrete Pad	\$3,400.00	LS	1	\$3,400	\$0	\$3,400
Water Improvements	03J	60 KW Propane Fuel Generator	\$42,000.00	LS	1	\$42,000	\$0	\$42,000
Water Improvements	03J	Propane Tank	\$10,000.00	LS	1	\$10,000	\$0	\$10,000
Water Improvements	03J	150 Amp Automatic Transfer Switch	\$7,000.00	LS	1	\$7,000	\$0	\$7,000
Water Improvements	03J	Electrical Conduit and Wiring	\$10,000.00	LS	1	\$10,000	\$0	\$10,000
Sewer Improvements	03J	WWTP Generator Concrete Pad	\$3,400.00	LS	1	\$3,400	\$0	\$3,400
Sewer Improvements	03J	WWTP 60KW Propane Fuel Generator	\$42,000.00	LS	1	\$42,000	\$0	\$42,000
Sewer Improvements	03J	WWTP Propane Tank	\$10,000.00	LS	1	\$10,000	\$0	\$10,000
Sewer Improvements	03J	WWTP 150 Amp Automatic Transfer Switch	\$7,000.00	LS	1	\$7,000	\$0	\$7,000
Sewer Improvements	03J	WWTP Electrical Conduit and Wiring	\$10,000.00	LS	1	\$10,000	\$0	\$10,000
Sewer Improvements	03J	Lift Station Generator Concrete Pad	\$3,400.00	LS	1	\$3,400	\$0	\$3,400
Sewer Improvements	03J	Lift Station 60KW Propane Fuel Generator	\$42,000.00	LS	1	\$42,000	\$0	\$42,000
Sewer Improvements	03J	Lift Station Propane Tank	\$10,000.00	LS	1	\$10,000	\$0	\$10,000
Sewer Improvements	03J	Lift Station 150 Amp Automatic Transfer Switch	\$7,000.00	LS	1	\$7,000	\$0	\$7,000
Sewer Improvements	03J	Lift Station Electrical Conduit and Wiring	\$10,000.00	LS	1	\$10,000	\$0	\$10,000
						\$855,000	\$0	\$855,000



John D. Mercer
Signature of Registered Engineer/Architect and Date

Lynn Engineering, LLC Tx Eng Firm No. F-324

(361) 782-7121

john.mercer@lynngroup.com


Firm Name

Phone Number

Email

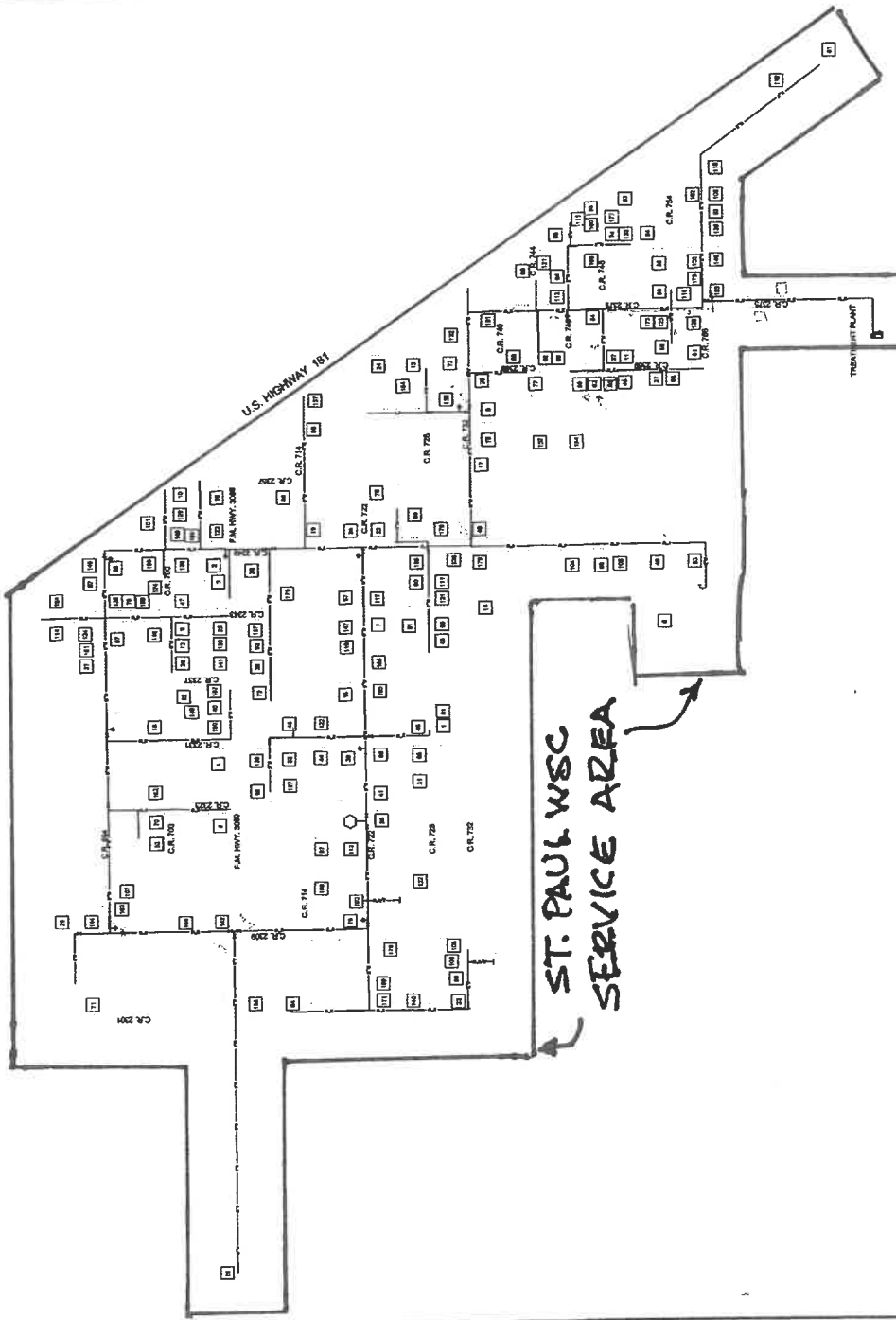


LEGEND



PROPERTY OWNERS AT METER LOCATION

1. MELVIN BATTZ
2. VICTORIA BRANDENBERG
3. JACOB BERRY
4. JACOB BERRY
5. JACOB BERRY
6. JACOB BERRY
7. JACOB BERRY
8. JACOB BERRY
9. JACOB BERRY
10. JACOB BERRY
11. JACOB BERRY
12. JACOB BERRY
13. JACOB BERRY
14. JACOB BERRY
15. JACOB BERRY
16. JACOB BERRY
17. JACOB BERRY
18. JACOB BERRY
19. JACOB BERRY
20. JACOB BERRY
21. JACOB BERRY
22. JACOB BERRY
23. JACOB BERRY
24. JACOB BERRY
25. JACOB BERRY
26. JACOB BERRY
27. JACOB BERRY
28. JACOB BERRY
29. JACOB BERRY
30. JACOB BERRY
31. JACOB BERRY
32. JACOB BERRY
33. JACOB BERRY
34. JACOB BERRY
35. JACOB BERRY
36. JACOB BERRY
37. JACOB BERRY
38. JACOB BERRY
39. JACOB BERRY
40. JACOB BERRY
41. JACOB BERRY
42. JACOB BERRY
43. JACOB BERRY
44. JACOB BERRY
45. JACOB BERRY
46. JACOB BERRY
47. JACOB BERRY
48. JACOB BERRY
49. JACOB BERRY
50. JACOB BERRY
51. JACOB BERRY
52. JACOB BERRY
53. JACOB BERRY
54. JACOB BERRY
55. JACOB BERRY
56. JACOB BERRY
57. JACOB BERRY
58. JACOB BERRY
59. JACOB BERRY
60. JACOB BERRY
61. JACOB BERRY
62. JACOB BERRY
63. JACOB BERRY
64. JACOB BERRY
65. JACOB BERRY
66. JACOB BERRY
67. JACOB BERRY
68. JACOB BERRY
69. JACOB BERRY
70. JACOB BERRY
71. JACOB BERRY
72. JACOB BERRY
73. JACOB BERRY
74. JACOB BERRY
75. JACOB BERRY
76. JACOB BERRY
77. JACOB BERRY
78. JACOB BERRY
79. JACOB BERRY
80. JACOB BERRY
81. JACOB BERRY
82. JACOB BERRY
83. JACOB BERRY
84. JACOB BERRY
85. JACOB BERRY
86. JACOB BERRY
87. JACOB BERRY
88. JACOB BERRY
89. JACOB BERRY
90. JACOB BERRY
91. JACOB BERRY
92. JACOB BERRY
93. JACOB BERRY
94. JACOB BERRY
95. JACOB BERRY
96. JACOB BERRY
97. JACOB BERRY
98. JACOB BERRY
99. JACOB BERRY
100. JACOB BERRY
101. JACOB BERRY
102. JACOB BERRY
103. JACOB BERRY
104. JACOB BERRY
105. JACOB BERRY
106. JACOB BERRY
107. JACOB BERRY
108. JACOB BERRY
109. JACOB BERRY
110. JACOB BERRY
111. JACOB BERRY
112. JACOB BERRY
113. JACOB BERRY
114. JACOB BERRY
115. JACOB BERRY
116. JACOB BERRY
117. JACOB BERRY
118. JACOB BERRY
119. JACOB BERRY
120. JACOB BERRY
121. JACOB BERRY
122. JACOB BERRY
123. JACOB BERRY
124. JACOB BERRY
125. JACOB BERRY
126. JACOB BERRY
127. JACOB BERRY
128. JACOB BERRY
129. JACOB BERRY
130. JACOB BERRY
131. JACOB BERRY
132. JACOB BERRY
133. JACOB BERRY
134. JACOB BERRY
135. JACOB BERRY
136. JACOB BERRY
137. JACOB BERRY
138. JACOB BERRY
139. JACOB BERRY
140. JACOB BERRY
141. JACOB BERRY
142. JACOB BERRY
143. JACOB BERRY
144. JACOB BERRY
145. JACOB BERRY
146. JACOB BERRY
147. JACOB BERRY
148. JACOB BERRY
149. JACOB BERRY
150. JACOB BERRY
151. JACOB BERRY
152. JACOB BERRY
153. JACOB BERRY
154. JACOB BERRY
155. JACOB BERRY
156. JACOB BERRY
157. JACOB BERRY
158. JACOB BERRY
159. JACOB BERRY
160. JACOB BERRY
161. JACOB BERRY
162. JACOB BERRY
163. JACOB BERRY
164. JACOB BERRY
165. JACOB BERRY
166. JACOB BERRY
167. JACOB BERRY
168. JACOB BERRY
169. JACOB BERRY
170. JACOB BERRY
171. JACOB BERRY
172. JACOB BERRY
173. JACOB BERRY
174. JACOB BERRY
175. JACOB BERRY
176. JACOB BERRY
177. JACOB BERRY
178. JACOB BERRY
179. JACOB BERRY
180. JACOB BERRY
181. JACOB BERRY
182. JACOB BERRY
183. JACOB BERRY
184. JACOB BERRY
185. JACOB BERRY
186. JACOB BERRY
187. JACOB BERRY
188. JACOB BERRY
189. JACOB BERRY
190. JACOB BERRY
191. JACOB BERRY
192. JACOB BERRY
193. JACOB BERRY
194. JACOB BERRY
195. JACOB BERRY
196. JACOB BERRY
197. JACOB BERRY
198. JACOB BERRY
199. JACOB BERRY
200. JACOB BERRY



Please wait...

If this message is not eventually replaced by the proper contents of the document, your PDF viewer may not be able to display this type of document.

You can upgrade to the latest version of Adobe Reader for Windows®, Mac, or Linux® by visiting http://www.adobe.com/go/reader_download.

For more assistance with Adobe Reader visit <http://www.adobe.com/go/acrreader>.

Windows is either a registered trademark or a trademark of Microsoft Corporation in the United States and/or other countries. Mac is a trademark of Apple Inc., registered in the United States and other countries. Linux is the registered trademark of Linus Torvalds in the U.S. and other countries.

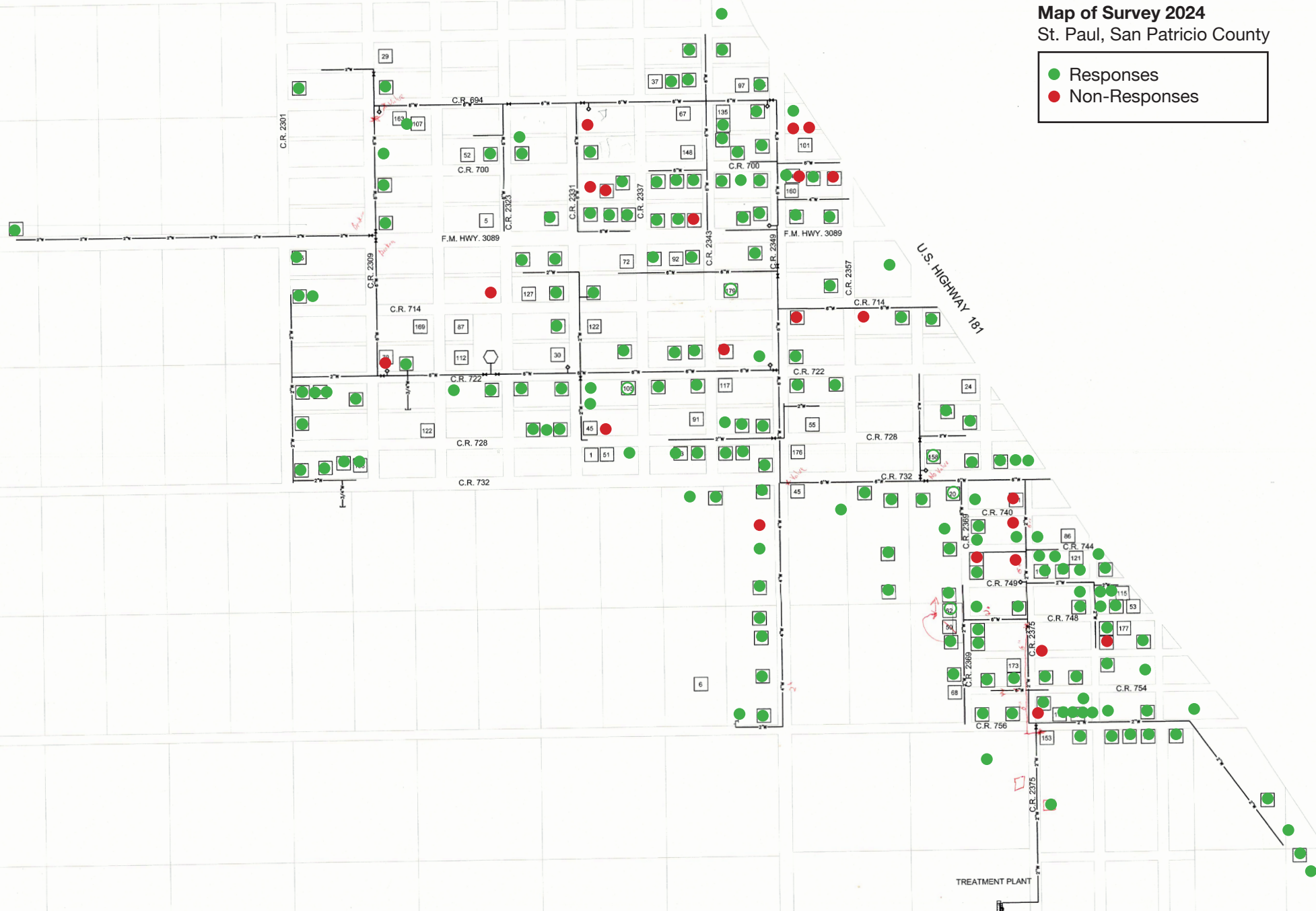
Applicant:			San Patricio County											
Benefit Area Desc:			St. Paul colonia											
Date Range of survey:			7/31/2024 - 8/23/2024											
Street #	Apt	Dir	Street Name	# of Persons	30	50	80	H	NR	V	Status	Notes	Questionnaire Number	
10413			Ave A - CR 2331	5				5			High	corrected adress	1	
705			Ave F									No home located there	2	
14526			CR 694									No home located there	3	
14534			CR 694									No home located there	4	
14552			CR 694	4			4				Low		5	
14558			CR 694	3			3				Low		6	
14564			CR 694									No home located there	7	
1416			CR 694							1	Vac	Vacant House	8	
14467			CR 700						1		NR		9	
14469			CR 700	4			4				Low		10	
14471			CR 700						1		NR		11	
14473			CR 700	2			2				Low		12	
14557			CR 700	1			1				Low		13	
10495			CR 2343	5			5				Low		14	
14417			CR 714	2			2				Low		15	
14629			CR 714	2			2				Low		16	
14702			CR 714						1		NR		17	
14736			CR 714	2			2				Low		18	
14744			CR 714	1			1				Low		19	
No Number			CR 714									No home located there	20	
14504			CR 722						1		NR		21	
14544			CR 722	2			2				Low		22	
14522			CR 722	8			8				Low		23	
14545			CR 722									No home located there	24	
14558			CR 722	1			1				Low		25	
14565			CR 722									No home located there	26	
14565			CR 722									No home located there	27	
14579			CR 722	2			2				Low		28	
14579			CR 722									No home located there	29	
14586			CR 722	2			2				Low		30	
14682			CR 722							1	Vac	Vacant House	31	
14698			CR 722	7			7				Low		32	
14712			CR 722						1		NR		33	
14721			CR 722	1			1				Low		34	
14739			CR 722	5			5				Low		35	
14743			CR 722	4			4				Low		36	
14751			CR 722	1			1				Low		37	
14513			CR 728	2				2			High		38	
14519			CR 728	1				1			High		39	
14524			CR 728	3			3				Low		40	
14545			CR 728	2			2				Low		41	
14559			CR 728	2			2				Low		42	
14577			CR 728	3				3			High		43	
14582			CR 728						1		NR		44	
14593			CR 728							1	Vac	Vacant House	45	
14624			CR 728	2			2				Low		46	
14624	2		CR 728									No home located there	47	
14628			CR 728	2				2			High		48	
14640			CR 728	2			2				Low		49	
14729			CR 728	3			3				Low		50	

14744		CR 728	2		2			Low		51
14366		CR 732	4			4		High		52
14368		CR 732	2		2			Low		53
14374		CR 732	3		3			Low		54
14386		CR 732	5			5		High		55
14397		CR 732							No home located there	56
14417		CR 732	1		1			Low		57
14421		CR 732	2		2			Low		58
14445		CR 732	4		4			Low		59
14453		CR 732	4		4			Low		60
14516		CR 732	1		1			Low		61
14523		CR 732	1		1			Low		62
14557		CR 732	1		1			Low		63
14706		CR 732	6		6			Low		64
14345		CR 740					1	Vac	Vacant House	65
14338		CR 744	2		2			Low		66
14346		CR 744	1		1			Low		67
14316		CR 748	6		6			Low		68
14335		CR 754	1		1			Low		69
14336		CR 754	2		2			Low		70
14348		CR 754	1		1			Low		71
14351		CR 754	3		3			Low		72
14366		CR 754	4		4			Low		73
14378		CR 754	4		4			Low		74
14284		CR 756	3			3		High		75
14293		CR 756	2		2			Low		76
14303		CR 756	4			4		High		77
14315		CR 756	1			1		High		78
14320		CR 756	3		3			Low		79
14325		CR 756	3		3			Low		80
14328		CR 756	4		4			Low		81
14330		CR 756	5			5		High		82
14333		CR 756	4		4			Low		83
14334		CR 756	5		5			Low		84
14336		CR 756					1	Vac	Vacant House	85
14338		CR 756					1	Vac	Vacant House	86
14340		CR 756					1	Vac	Vacant House	87
14344		CR 756				1		NR		88
14352		CR 756	3		3			Low		89
14372		CR 756	3		3			Low		90
14373		CR 756	3			3		High		91
14542		CR 756	3			3		High		92
15659		CR 756 - Hwy 181	2		2			Low		93
10365		CR 2301	2		2			Low		94
10562		CR 2301	2		2			Low		95
10536		CR 2309	2		2			Low		96
10550		CR 2309	2		2			Low		97
10562		CR 2309	1			1		High		98
10574		CR 2309					1	Vac	Vacant House	99
10410		CR 2323	3		3			Low		100
10413		CR 2323	2		2			Low		101
10490		CR 2323	3			3		High		102
10558		CR 2323	2			2		High		103
10559		CR 2323	3		3			Low		104
10412		CR 2331	2		2			Low		105
10474		CR 2331	1			1		High		106
10479		CR 2331	1		1			Low		107

10489			CR 2331	8		8			Low		108
10522	1		CR2331					1	NR		109
14595			CR 700					1	NR	corrected address	110
10522	#3		CR 2331							No home located there	111
10560			CR 2331	3		3			Low		112
10564			CR 2331					1	NR		113
10492			CR 2337	5			5		High		114
10507			CR 2337	2		2			Low		115
10510			CR 2337	5		5			Low		116
10521			CR 2337	5		5			Low		117
10571			CR 2337	7		7			Low		118
10573			CR 2337					1	NR		119
10605			CR 2337							No home located there	120
10410			CR 2343					1	Vac	Vacant Trailer	121
10438			CR 2343					1	NR		122
10519			CR 2343	3		3			Low		123
10521			CR 2343	6		6			Low		124
10576			CR 2343	1		1			Low		125
10576	#3		CR 2343	2			2		High	1 home, 3 vacant trailer	126
10608			CR 2343	4		4			Low		127
10615			CR 2343	3		3			Low		128
10277			CR 2349	2		2			Low		129
10247			CR 2349	2		2			Low		130
10267			CR 2349	6		6			Low		131
10289			CR 2349	3		3			Low		132
10299			CR 2349	4		4			Low		133
10315			CR 2349					1	NR		134
10337			CR 2349	4			4		High		135
10367			CR 2349	3		3			Low		136
10399			CR 2349	3		3			Low		137
10410			CR 2349	2		2			Low		138
10434			CR 2349	2			2		High		139
10450			CR 2349					1	NR		140
10509	1		CR 2349	5			5		High		141
10509	2		CR 2349							No home located there	142
10512			CR 2349					1	Vac	Vacant House	143
10523			CR 2349	2			2		High		144
10555			CR 2349	5		5			Low		145
10575			CR 2349	2		2			Low		146
10577			CR 2349	1		1			Low		147
10614			CR 2349	1		1			Low		148
10399			CR 2357	1		1			Low		149
10470			CR 2357					1	NR		150
10477			CR 2357	3		3			Low		151
10306	1		CR 2361	1		1			Low		152
10306	2		CR 2361							No home located there	153
10316			CR 2361	1		1			Low		154
10277			CR 2369	1		1			Low		155
10295			CR 2369	2		2			Low		156
10296			CR 2369	2		2			Low		157
10300			CR 2369	4		4			Low		158
10278			CR 2369	2		2			Low		159
10284			CR 2369	2		2			Low		160
10308			CR 2369	1		1			Low		161
10317			CR 2369	4			4		High		162
10323			CR 2369	2		2			Low		163
10330			CR 2369	1		1			Low		164
10331			CR 2369					1	NR		165

10339		CR 2369	2		2			Low		166
No Number		CR 2369							No home located there	167
10042		CR 2375	3		3			Low		168
10265		CR 2375					1	NR		169
10266		CR 2375							No home located there	170
10295		CR 2375						1 Vac	Vacant House	171
10310		CR 2375	3		3			Low		172
10325		CR 2375						1	Vacant Rent House	173
10331	1	CR 2375	1		1			Low		174
10331	2	CR 2375							No home located there	175
10341		CR 2375					1	NR		176
10270		CR 2381	1		1			Low		177
10280		CR 2381	4		4			Low		178
10287		CR 2381					1	NR		179
10293		CR 2381	2		2			Low		180
10294		CR 2381	4			4		High		181
10298	1	CR 2381	5		5			Low		182
10298	2	CR 2381	5		5			Low		183
10299		CR 2381	2		2			Low		184
10309		CR 2381	1		1			Low		185
10488		FM 3089	8		8			Low		186
14451		FM 3089							Church - no household	187
14466		FM 3089	1			1		High		188
14482		FM 3089	7		7			Low		189
14509		FM 3089	2		2			Low		190
14514		FM 3089	2			2		High		191
14546		FM 3089					1	NR		192
14558		FM 3089	3		3			Low		193
14590		FM 3089	4		4			Low		194
14602		FM 3089	3		3			Low		195
14630		FM 3089	2		2			Low		196
14708		FM 3089	2		2			Low		197
14876		FM 3089	5		5			Low		198
14067		Hwy 181							No home located there	199
15471		Hwy 181	2			2		High		200
15489		Hwy 181	1			1		High		201
15647		Hwy 181	1		1			Low		202
15657		Hwy 181	3		3			Low		203
15677		Hwy 181						1 Vac	Vacant House	204
15689		Hwy 181	3		3			Low		205
15699		Hwy 181	4			4		High		206
15713		Hwy 181						1 Vac	Vacant House	207
15719		Hwy 181	2		2			Low		208
15781		Hwy 181	3		3			Low		209
15825		Hwy 181	2		2			Low		210
15863	1	Hwy 181	2		2			Low		211
15863	2	Hwy 181							No home located there	212
15927		Hwy 181							Business - No home loca	213
15927	RV#1	Hwy 181	1		1			Low		214
15927	RV#2	Hwy 181					1	NR		215
15927	RV#3	Hwy 181							No home located there	216
15927	RV#4	Hwy 181							No home located there	217
15927	RV#5	Hwy 181					1	NR		218
897		Robinson Rd							vacant RV - no address	219
8937		Robinson Rd							vacant RV - no address	220
15677	A	P.O. Box 713 - Hwy 181							No home located there	221

[illegible]



2024 TxCDBG Survey Questionnaire

Interviewers Name: Josue Gonzalez

80% Only

Place:

St. Paul

County Name:

San Patricio

Region:

Coastal Bend 20

Respondent's Information:

Street Address:

10413 CR 2331

Zip Code:

78387

Phone:

361-260 7245

Contact Attempts:

First Attempt:

Date: 8-5-24

Time: 6:25

A.M.

P.M.

Second Attempt:

Date: _____

Time: _____

A.M.

P.M.

Response

Non-Response

Vacancy

1. Including yourself, how many people usually live in this unit?

5

2. Including yourself, how many people in your family usually live in this unit?

5

3. Do any other families live in this unit?

(Circle)

Yes

No

If yes, please complete an additional questionnaire for each family that lives in this unit. (Note: Do not include yourself as a member of another family or families.) Compare your family's 2023 annual adjusted gross income, or your family's 2024 monthly / weekly income calculated on an annual basis, to the income eligibility figures listed below for your County.

4. Family Size:

5

Males:

3

Females:

2

Extremely Low- to Low-Income: <80% AMFI

Family Size	1	2	3	4	5	6	7	8	9	10	11	12
Income LESS than:	<	<	<	<	<	<	<	<	<	<	<	<
	\$44,250	\$50,600	\$56,900	\$63,200	\$68,300	\$73,350	\$78,400	\$83,450	\$88,480	\$93,536	\$98,592	\$103,648

Non-Low- and-Moderate Income: Greater than 80% AMFI

Family Size	1	2	3	4	5	6	7	8	9	10	11	12
Income MORE than:	>	>	>	>	>	>	>	>	>	>	>	>
	\$44,250	\$50,600	\$56,900	\$63,200	\$68,300	\$73,350	\$78,400	\$83,450	\$88,480	\$93,536	\$98,592	\$103,648

Race	Hispanic	Non-Hispanic
White	<u>5</u>	
Black African American		
Black African American and White		
Asian		
Asian and White		
Native Hawaiian/Other Pacific Islander		
American Indian/Alaskan Native		
American Indian/Alaskan Native and Black African American		
American Indian/Alaskan Native and White		
Other Multi-Racial		

TO BE COMPLETED BY ADMINISTRATIVE STAFF

Questionnaire Number:

Substituted In For:

Substituted Out For:

NOTE: Failure to correctly complete this survey (e.g. selection of an incorrect income level for family size identified) may result in its disqualification from the survey or be considered a "Non-Response". See TxCDBG Survey Methodology for specific information.

2024 TxCDBG Survey Questionnaire

80% Only

Interviewers Name:

JOSUE GARCIA

Place:

St. Paul

County Name:

San Patricio

Region:

Coastal Bend 20

Respondent's Information:

Street Address:

14558 Cr 694

Zip Code:

78387

Phone:

361-587-2267

Contact Attempts:

First Attempt:

Date: 8/11/24

Time: 5:30

A.M.

(P.M.)

Second Attempt:

Date:

Time:

A.M.

P.M.

(Circle ONE)

Non-Response

Vacancy

1. Including yourself, how many people usually live in this unit?

3

2. Including yourself, how many people in your family usually live in this unit?

3

3. Do any other families live in this unit?

(Circle)

Yes

No

If yes, please complete an additional questionnaire for each family that lives in this unit. (Note: Do not include yourself as a member of another family or families.) Compare your family's 2023 annual adjusted gross income, or your family's 2024 monthly, weekly income calculated on an annual basis, to the income eligibility figures listed below for your County:

4. Family Size:

3

Males:

2

Females:

1

Extremely Low- to Low-Income: < 80% AMFI

Family Size	1	2	3	4	5	6	7	8	9	10	11	12
Income LESS than:	< \$44,250	< \$50,600	< \$56,900	< \$63,200	< \$68,300	< \$73,350	< \$78,400	< \$83,450	< \$88,480	< \$93,536	< \$98,592	< \$103,648

Non-Low- and-Moderate Income: Greater than 80% AMFI

Family Size	1	2	3	4	5	6	7	8	9	10	11	12
Income MORE than:	> \$44,250	> \$50,600	> \$56,900	> \$63,200	> \$68,300	> \$73,350	> \$78,400	> \$83,450	> \$88,480	> \$93,536	> \$98,592	> \$103,648

Race

White

Black African American

Black African American and White

Asian

Asian and White

Native Hawaiian/Other Pacific Islander

American Indian/Alaskan Native

American Indian/Alaskan Native and Black African American

American Indian/Alaskan Native and White

Other Multi-Racial

Hispanic

Non-Hispanic

3

TO BE COMPLETED BY ADMINISTRATIVE STAFF

Questionnaire Number:

6

Substituted In For:

Substituted Out For:

NOTE: Failure to correctly complete this survey (e.g. selection of an incorrect income level for family size identified) may result in its disqualification from the survey or be considered a "Non-Response". See TxCDBG Survey Methodology for specific information.

2024 TxCDBG Survey Questionnaire

80% Only

Interviewers Name:

Sandy Steved

Place:

St. Paul

County Name:

San Patricio

Region:

Coastal Bend 20

Respondent's Information:

Membership Terminated

Street Address:

1416 CR 694

Zip Code: 78387

Phone:

Contact Attempts:

(Circle)

First Attempt:

Date:

Time:

A.M.

P.M.

Second Attempt:

Date:

Time:

A.M.

P.M.

(Circle ONE)

Response

Non-Response

Vacancy

1. Including yourself, how many people usually live in this unit?

2. Including yourself, how many people in your family usually live in this unit?

3. Do any other families live in this unit?

(Circle)

Yes

No

If yes, please complete an additional questionnaire for each family that lives in this unit. (Note: Do not include yourself as a member of another family or families.) Compare your family's 2023 annual adjusted gross income, or your family's 2024 monthly weekly income calculated on an annual basis, to the income eligibility figures listed below for your County.

4. Family Size:

Males:

Females:

Extremely Low- to Low-Income: < 80% AMFI

Family Size	1	2	3	4	5	6	7	8	9	10	11	12
Income LESS than:	<	<	<	<	<	<	<	<	<	<	<	<
	\$44,250	\$50,600	\$56,900	\$63,200	\$68,300	\$73,350	\$78,400	\$83,450	\$88,480	\$93,536	\$98,592	\$103,648

Non-Low- and-Moderate Income: Greater than 80% AMFI

Family Size	1	2	3	4	5	6	7	8	9	10	11	12
Income MORE than:	>	>	>	>	>	>	>	>	>	>	>	>
	\$44,250	\$50,600	\$56,900	\$63,200	\$68,300	\$73,350	\$78,400	\$83,450	\$88,480	\$93,536	\$98,592	\$103,648

Race

White

Black African American

Black African American and White

Asian

Asian and White

Native Hawaiian/Other Pacific Islander

American Indian/Alaskan Native

American Indian/Alaskan Native and Black African American

American Indian/Alaskan Native and White

Other Multi-Racial

Hispanic

Non-Hispanic

TO BE COMPLETED BY ADMINISTRATIVE STAFF

Questionnaire Number:

8

Substituted In For:

Substituted Out For:

NOTE: Failure to correctly complete this survey (e.g. selection of an incorrect income level for family size identified) may result in its disqualification from the survey or be considered a "Non-Response". See TxCDBG Survey Methodology for specific information.

2024 TxCDBG Survey Questionnaire

Interviewers Name:

Josue Gomez

80% Only

Place:

St. Paul

County Name:

San Patricio

Region:

Coastal Bend 20

Respondent's Information:

Street Address:

14467 Cr 700

Zip Code:

78387

Phone:

Contact Attempts:

First Attempt:

Date: 8/14/24

Time: 5:02

A.M.

P.M.

Second Attempt:

Date: 8/14/24

Time: 6:56

A.M.

P.M.

Response

Non-Response

Vacancy

1. Including yourself, how many people usually live in this unit?

2. Including yourself, how many people in your family usually live in this unit?

3. Do any other families live in this unit?

(Circle)

Yes

No

If yes, please complete an additional questionnaire for each family that lives in this unit. (Note: Do not include yourself as a member of another family or families.) Compare your family's 2023 annual adjusted gross income, or your family's 2024 monthly weekly income calculated on an annual basis, to the income eligibility figures listed below for your County.

4. Family Size:

Males:

Females:

Extremely Low- to Low-Income: - 80% AMFI

Family Size	1	2	3	4	5	6	7	8	9	10	11	12
Income LESS than:	< \$44,250	< \$50,600	< \$56,900	< \$63,200	< \$68,300	< \$73,350	< \$78,400	< \$83,450	< \$88,480	< \$93,536	< \$98,592	< \$103,648

Non-Low- and-Moderate Income: Greater than 80% AMFI

Family Size	1	2	3	4	5	6	7	8	9	10	11	12
Income MORE than:	> \$44,250	> \$50,600	> \$56,900	> \$63,200	> \$68,300	> \$73,350	> \$78,400	> \$83,450	> \$88,480	> \$93,536	> \$98,592	> \$103,648

Race	Hispanic	Non-Hispanic
White		
Black African American		
Black African American and White		
Asian		
Asian and White		
Native Hawaiian/Other Pacific Islander		
American Indian/Alaskan Native		
American Indian/Alaskan Native and Black African American		
American Indian/Alaskan Native and White		
Other Multi-Racial		

TO BE COMPLETED BY ADMINISTRATIVE STAFF

Questionnaire Number:

9

Substituted In For:

Substituted Out For:

NOTE: Failure to correctly complete this survey (e.g. selection of an incorrect income level for family size identified) may result in its disqualification from the survey or be considered a "Non-Response". See TxCDBG Survey Methodology for specific information.

2024 TxCDBG Survey Questionnaire

Interviewers Name:

Joshua Gonzalez

80% Only

Place:

St. Paul

County Name:

San Patricio

Region:

Coastal Bend 20

Respondent's Information:

Street Address:

14469 Cr 700

Zip Code:

75387

Phone:

361-254-1516

Contact Attempts:

First Attempt:

Date: 8/14/24

Time: 6:50

A.M.

P.M.

(Circle ONE)

Second Attempt:

Date:

Time:

A.M.

P.M.

Response

Non-Response

Vacancy

1. Including yourself, how many people usually live in this unit?

4

2. Including yourself, how many people in your family usually live in this unit?

4

3. Do any other families live in this unit?

(Circle)

Yes

No

If yes, please complete an additional questionnaire for each family that lives in this unit. (Note: Do not include yourself as a member of another family or families.) Compare your family's 2023 annual adjusted gross income, or your family's 2024 monthly weekly income calculated on an annual basis, to the income eligibility figures listed below for your County.

4. Family Size:

4

Males:

2

Females:

2

Extremely Low- to Low-Income: - 80% AMFI

Family Size	1	2	3	4	5	6	7	8	9	10	11	12
Income LESS than:	< \$44,250	< \$50,600	< \$56,900	< \$63,200	< \$68,300	< \$73,350	< \$78,400	< \$83,450	< \$88,480	< \$93,536	< \$98,592	< \$103,648

Non-Low- and-Moderate Income: Greater than 80% AMFI

Family Size	1	2	3	4	5	6	7	8	9	10	11	12
Income MORE than:	> \$44,250	> \$50,600	> \$56,900	> \$63,200	> \$68,300	> \$73,350	> \$78,400	> \$83,450	> \$88,480	> \$93,536	> \$98,592	> \$103,648

Race	Hispanic	Non-Hispanic
White	<u>4</u>	
Black African American		
Black African American and White		
Asian		
Asian and White		
Native Hawaiian/Other Pacific Islander		
American Indian/Alaskan Native		
American Indian/Alaskan Native and Black African American		
American Indian/Alaskan Native and White		
Other Multi-Racial		

TO BE COMPLETED BY ADMINISTRATIVE STAFF

Questionnaire Number:

10

Substituted In For:

Substituted Out For:

NOTE: Failure to correctly complete this survey (e.g. selection of an incorrect income level for family size identified) may result in its disqualification from the survey or be considered a "Non-Response". See TxCDBG Survey Methodology for specific information.

2024 TxCDBG Survey Questionnaire

Interviewers Name:

Jose Gonzalez

80% Only

Place:

St. Paul

County Name:

San Patricio

Region:

Coastal Bend 20

Respondent's Information:

Street Address:

14471 Cr 700

Zip Code:

78387

Phone:

Contact Attempts:

First Attempt:

Date: 8/14/24

Time: 5:40

A.M.

(P.M.)

Second Attempt:

Date: 8/14/24

Time: 7:00

A.M.

(P.M.)

Response

(Circle ONE)

Non-Response

Vacancy

1. Including yourself, how many people usually live in this unit?

2. Including yourself, how many people in your family usually live in this unit?

3. Do any other families live in this unit?

(Circle)

Yes

No

If yes please complete an additional questionnaire for each family that lives in this unit. (Note: Do not include yourself as a member of another family or families.) Compare your family's 2023 annual adjusted gross income, or your family's 2024 monthly weekly income calculated on an annual basis, to the income eligibility figures listed below for your County.

4. Family Size:

Males:

Females:

Extremely Low- to Low-Income: 80% AMFI

Family Size	1	2	3	4	5	6	7	8	9	10	11	12
Income LESS than:	< \$44,250	< \$50,600	< \$56,900	< \$63,200	< \$68,300	< \$73,350	< \$78,400	< \$83,450	< \$88,480	< \$93,536	< \$98,592	< \$103,648

Non-Low- and-Moderate Income: Greater than 80% AMFI

Family Size	1	2	3	4	5	6	7	8	9	10	11	12
Income MORE than:	> \$44,250	> \$50,600	> \$56,900	> \$63,200	> \$68,300	> \$73,350	> \$78,400	> \$83,450	> \$88,480	> \$93,536	> \$98,592	> \$103,648

Race

Hispanic

Non-Hispanic

White

Black African American

Black African American and White

Asian

Asian and White

Native Hawaiian/Other Pacific Islander

American Indian/Alaskan Native

American Indian/Alaskan Native and Black African American

American Indian/Alaskan Native and White

Other Multi-Racial

TO BE COMPLETED BY ADMINISTRATIVE STAFF

Questionnaire Number:

Substituted In For:

Substituted Out For:

NOTE: Failure to correctly complete this survey (e.g. selection of an incorrect income level for family size identified) may result in its disqualification from the survey or be considered a "Non-Response". See TxCDBG Survey Methodology for specific information.

2024 TxCDBG Survey Questionnaire
80% Only

Interviewers Name: Jose Cortalez

Place:

St. Paul

County Name:

San Patricio

Region:

Coastal Bend 20

Respondent's Information:

Street Address:

14473 CR 700

Zip Code:

78387

Phone:

361-905-0254

Contact Attempts:

First Attempt:

Date: 8-22-24

Time: 6:37

A.M.

(Circle) P.M.

Second Attempt:

Date: _____

Time: _____

A.M.

P.M.

(Circle) Response

(Circle ONE)

Non-Response

Vacant

1. Including yourself, how many people usually live in this unit?

2. Including yourself, how many people in your family usually live in this unit?

3. Do any other families live in this unit?

(Circle)

Yes

(Circle) No

If yes, please complete an additional questionnaire for each family that lives in this unit. (Note: Do not include yourself as a member of another family or families.) Compare your family's 2023 annual adjusted gross income, or your family's 2024 monthly weekly income calculated on an annual basis, to the income eligibility figure listed below for your County.

4. Family Size:

2

Males:

Females:

2

Extremely Low- to Low-Income: 80% AMFI

Family Size	1	2	3	4	5	6	7	8	9	10	11	12
Income LESS than:	< \$44,250	< \$50,600	< \$56,900	< \$63,200	< \$68,300	< \$73,350	< \$78,400	< \$83,450	< \$88,480	< \$93,536	< \$98,592	< \$103,648

Non-Low- and-Moderate Income: Greater than 80% AMFI

Family Size	1	2	3	4	5	6	7	8	9	10	11	12
Income MORE than:	> \$44,250	> \$50,600	> \$56,900	> \$63,200	> \$68,300	> \$73,350	> \$78,400	> \$83,450	> \$88,480	> \$93,536	> \$98,592	> \$103,648

Race

White

Black African American

Black African American and White

Asian

Asian and White

Native Hawaiian/Other Pacific Islander

American Indian/Alaskan Native

American Indian/Alaskan Native and Black African American

American Indian/Alaskan Native and White

Other Multi-Racial

Hispanic

Non-Hispanic

2

TO BE COMPLETED BY ADMINISTRATIVE STAFF

Questionnaire Number:

12

Substituted In For:

Substituted Out For:

NOTE: Failure to correctly complete this survey (e.g. selection of an incorrect income level for family size identified) may result in its disqualification from the survey or be considered a "Non-Response". See TxCDBG Survey Methodology for specific information.

2024 TxCDBG Survey Questionnaire

Interviewers Name:

Josue Gonzalez

80% Only

Place:

St. Paul

County Name:

San Patricio

Region:

Coastal Bend 20

Respondent's Information:

Street Address:

14557 Cr 700

Zip Code:

78387

Phone:

361-437-9424

Contact Attempts:

First Attempt:

Date: 8-3-24

Time: 2:10

A.M.

P.M.

(Circle ONE)

Second Attempt:

Date:

Time:

A.M.

P.M.

Response

Non-Response

Vacancy

1. Including yourself, how many people usually live in this unit?

1

2. Including yourself, how many people in your family usually live in this unit?

1

3. Do any other families live in this unit?

(Circle)

Yes

No

If yes, please complete an additional questionnaire for each family that lives in this unit. (Note: Do not include yourself as a member of another family or families.) Compare your family's 2023 annual adjusted gross income, or your family's 2024 monthly / weekly income calculated on an annual basis, to the income eligibility figures listed below for your County.

4. Family Size:

1

Males:

Females:

1

Extremely Low- to Low-Income: <80% AMFI

Family Size	1	2	3	4	5	6	7	8	9	10	11	12
Income LESS than:	< \$44,250	< \$50,600	< \$56,900	< \$63,200	< \$68,300	< \$73,350	< \$78,400	< \$83,450	< \$88,480	< \$93,536	< \$98,592	< \$103,648

Non-Low- and-Moderate Income: Greater than 80% AMFI

Family Size	1	2	3	4	5	6	7	8	9	10	11	12
Income MORE than:	> \$44,250	> \$50,600	> \$56,900	> \$63,200	> \$68,300	> \$73,350	> \$78,400	> \$83,450	> \$88,480	> \$93,536	> \$98,592	> \$103,648

Race

	Hispanic	Non-Hispanic
White	1	
Black African American		
Black African American and White		
Asian		
Asian and White		
Native Hawaiian/Other Pacific Islander		
American Indian/Alaskan Native		
American Indian/Alaskan Native and Black African American		
American Indian/Alaskan Native and White		
Other Multi-Racial		

TO BE COMPLETED BY ADMINISTRATIVE STAFF

Questionnaire Number:

13

Substituted In For:

Substituted Out For:

NOTE: Failure to correctly complete this survey (e.g. selection of an incorrect income level for family size identified) may result in its disqualification from the survey or be considered a "Non-Response". See TxCDBG Survey Methodology for specific information.

2024 TxCDBG Survey Questionnaire

Interviewers Name: Josue Gonzalez

80% Only

Place:

St. Paul

County Name:

San Patricio

Region:

Coastal Bend 20

Respondent's Information:

Street Address:

10495 Cr 2343

Zip Code:

78387

Phone:

361-587-8749

Contact Attempts:

(Circle)

First Attempt:

Date: 8/14/24

Time: 7:36

A.M.

P.M.

Second Attempt:

Date: _____

Time: _____

A.M.

P.M.

(Circle ONE)

Response

Non-Response

Vacancy

1. Including yourself, how many people usually live in this unit?

5

2. Including yourself, how many people in your family usually live in this unit?

5

3. Do any other families live in this unit?

(Circle)

Yes

No

If yes, please complete an additional questionnaire for each family that lives in this unit. (Note: Do not include yourself as a member of another family or families.)

Compare your family's 2023 annual adjusted gross income, or your family's 2024 monthly / weekly income calculated on an annual basis, to the income eligibility figures listed below for your County.

4. Family Size:

5

Males:

3

Females:

2

Extremely Low- to Low-Income: <80% AMFI

Family Size	1	2	3	4	5	6	7	8	9	10	11	12
Income LESS than:	< \$44,250	< \$50,600	< \$56,900	< \$63,200	<u>< \$68,300</u>	< \$73,350	< \$78,400	< \$83,450	< \$88,480	< \$93,536	< \$98,592	< \$103,648

Non-Low- and-Moderate Income: Greater than 80% AMFI

Family Size	1	2	3	4	5	6	7	8	9	10	11	12
Income MORE than:	> \$44,250	> \$50,600	> \$56,900	> \$63,200	> \$68,300	> \$73,350	> \$78,400	> \$83,450	> \$88,480	> \$93,536	> \$98,592	> \$103,648

Race

White

Hispanic

Non-Hispanic

Black African American

5

Black African American and White

Asian

Asian and White

Native Hawaiian/Other Pacific Islander

American Indian/Alaskan Native

American Indian/Alaskan Native and Black African American

American Indian/Alaskan Native and White

Other Multi-Racial

TO BE COMPLETED BY ADMINISTRATIVE STAFF

Questionnaire Number:

14

Substituted In For:

Substituted Out For:

NOTE: Failure to correctly complete this survey (e.g. selection of an incorrect income level for family size identified) may result in its disqualification from the survey or be considered a "Non-Response". See TxCDBG Survey Methodology for specific information.

2024 TxCDBG Survey Questionnaire

80% Only

Interviewers Name: Josue Gonzalez

Place:

St. Paul

County Name:

San Patricio

Region:

Coastal Bend 20

Respondent's Information:

Street Address:

#144M Cr 714

Zip Code:

78387

Phone:

361-813-8373

Contact Attempts:

First Attempt:

Date: 8/11/24

Time: 6:59

A.M.

P.M.

Second Attempt:

Date: _____

Time: _____

A.M.

P.M.

(Circle ONE)

Response

Non-Response

Vacancy

1. Including yourself, how many people usually live in this unit?

2

2. Including yourself, how many people in your family usually live in this unit?

2

3. Do any other families live in this unit?

(Circle)

Yes

No

If yes, please complete an additional questionnaire for each family that lives in this unit. (Note: Do not include yourself as a member of another family or families.) Compare your family's 2023 annual adjusted gross income, or your family's 2024 monthly weekly income calculated on an annual basis, to the income eligibility figures listed below for your County:

4. Family Size:

2

Males:

1

Females:

1

Extremely Low- to Low-Income: < 80% AMI

Family Size	1	2	3	4	5	6	7	8	9	10	11	12
Income LESS than:	< \$44,250	< \$50,600	< \$56,900	< \$63,200	< \$68,300	< \$73,350	< \$78,400	< \$83,450	< \$88,480	< \$93,536	< \$98,592	< \$103,648

Non-Low- and-Moderate Income: Greater than 80% AMI

Family Size	1	2	3	4	5	6	7	8	9	10	11	12
Income MORE than:	> \$44,250	> \$50,600	> \$56,900	> \$63,200	> \$68,300	> \$73,350	> \$78,400	> \$83,450	> \$88,480	> \$93,536	> \$98,592	> \$103,648

Race

White

Black African American

Black African American and White

Asian

Asian and White

Native Hawaiian/Other Pacific Islander

American Indian/Alaskan Native

American Indian/Alaskan Native and Black African American

American Indian/Alaskan Native and White

Other Multi-Racial

Hispanic

Non-Hispanic

2

TO BE COMPLETED BY ADMINISTRATIVE STAFF

Questionnaire Number:

15

Substituted In For:

Substituted Out For:

NOTE: Failure to correctly complete this survey (e.g. selection of an incorrect income level for family size identified) may result in its disqualification from the survey or be considered a "Non-Response". See TxCDBG Survey Methodology for specific information.

2024 TxCDBG Survey Questionnaire
80% Only

Interviewers Name:

Jose Cardenas

Place:

St. Paul

County Name:

San Patricio

Region:

Coastal Bend 20

Respondent's Information:

Street Address:

14629 CR 714

Zip Code:

78387

Phone:

361-537-0060

Contact Attempts:

First Attempt:

Date:

8-22-24

Time:

6:24

A.M.

P.M.

(Circle)

Second Attempt:

Date:

Time:

A.M.

P.M.

Response

(Circle ONE)

Non-Response

Vacancy

1. Including yourself, how many people usually live in this unit?

7

2. Including yourself, how many people in your family usually live in this unit?

2

3. Do any other families live in this unit?

(Circle)

Yes

No

If yes, please complete an additional questionnaire for each family that lives in this unit. (Note: Do not include yourself as a member of another family or families.) Compare your family's 2023 annual adjusted gross income, or your family's 2024 monthly / weekly income calculated on an annual basis, to the income eligibility figures listed below for your County.

4. Family Size:

2

Males:

1

Females: 1

Extremely Low-to Low-Income: <80% AMFI

Family Size	1	2	3	4	5	6	7	8	9	10	11	12
Income LESS than:	< \$44,250	< \$50,600	< \$56,900	< \$63,200	< \$68,300	< \$73,350	< \$78,400	< \$83,450	< \$88,480	< \$93,536	< \$98,592	< \$103,648

Non-Low-and-Moderate Income: Greater than 80% AMFI

Family Size	1	2	3	4	5	6	7	8	9	10	11	12
Income MORE than:	> \$44,250	> \$50,600	> \$56,900	> \$63,200	> \$68,300	> \$73,350	> \$78,400	> \$83,450	> \$88,480	> \$93,536	> \$98,592	> \$103,648

Race

White

Black African American

Black African American and White

Asian

Asian and White

Native Hawaiian/Other Pacific Islander

American Indian/Alaskan Native

American Indian/Alaskan Native and Black African American

American Indian/Alaskan Native and White

Other Multi-Racial

Hispanic

Non-Hispanic

TO BE COMPLETED BY ADMINISTRATIVE STAFF

Questionnaire Number:

16

Substituted In For:

Substituted Out For

NOTE: Failure to correctly complete this survey (e.g. selection of an incorrect income level for family size identified) may result in its disqualification from the survey or be considered a "Non-Response". See TxCDBG Survey Methodology for specific information.

2024 TxCDBG Survey Questionnaire

Interviewers Name: Eduardo Gomez

80% Only.

Place:

St. Paul

County Name:

San Patricio

Region:

Coastal Bend 20

Respondent's Information:

Street Address:

14702 Cr 714

Zip Code:

78387

Phone:

Contact Attempts:

First Attempt:

Date: 8/14/24

Time: 6:04

A.M.

P.M.

Second Attempt:

Date: 8/14/24

Time: 7:14

A.M.

P.M.

Response

(Circle ONE)
Non-Response

Vacancy

1. Including yourself, how many people usually live in this unit?

2. Including yourself, how many people in your family usually live in this unit?

3. Do any other families live in this unit?

(Circle) Yes No

If yes, please complete an additional questionnaire for each family that lives in this unit. (Note: Do not include yourself as a member of another family or families.) Compare your family's 2023 annual adjusted gross income, or your family's 2024 monthly weekly income calculated on an annual basis, to the income eligibility figures listed below for your County.

4. Family Size:

Males: Females:

Extremely Low- to Low-Income: 80% AAFI

Family Size	1	2	3	4	5	6	7	8	9	10	11	12
Income LESS than:	< \$44,250	< \$50,600	< \$56,900	< \$63,200	< \$68,300	< \$73,350	< \$78,400	< \$83,450	< \$88,480	< \$93,536	< \$98,592	< \$103,648

Non-Low- and-Moderate Income: Greater than 80% AAFI

Family Size	1	2	3	4	5	6	7	8	9	10	11	12
Income MORE than:	> \$44,250	> \$50,600	> \$56,900	> \$63,200	> \$68,300	> \$73,350	> \$78,400	> \$83,450	> \$88,480	> \$93,536	> \$98,592	> \$103,648

Race

White

Black African American

Black African American and White

Asian

Asian and White

Native Hawaiian/Other Pacific Islander

American Indian/Alaskan Native

American Indian/Alaskan Native and Black African American

American Indian/Alaskan Native and White

Other Multi-Racial

Hispanic

Non-Hispanic

TO BE COMPLETED BY ADMINISTRATIVE STAFF

Questionnaire Number:

17

Substituted In For:

Substituted Out For:

NOTE: Failure to correctly complete this survey (e.g. selection of an incorrect income level for family size identified) may result in its disqualification from the survey or be considered a "Non-Response". See TxCDBG Survey Methodology for specific information.

2024 TxCDBG Survey Questionnaire

80% Only

Interviewers Name: Josell Gonzalez

Place:

St. Paul

County Name:

San Patricio

Region:

Coastal Bend 20

Respondent's Information:

Street Address: 14736 Cr 714 Zip Code: 78357 Phone: 361-364-8732

Contact Attempts:

First Attempt: Date: 8/4/24 Time: 8:27 A.M. P.M.

Second Attempt: Date: _____ Time: _____ A.M. P.M.

(Circle ONE) Response Non-Response Vacancy

1. Including yourself, how many people usually live in this unit?

2

2. Including yourself, how many people in your family usually live in this unit?

2

3. Do any other families live in this unit?

(Circle) Yes No

If yes, please complete an additional questionnaire for each family that lives in this unit. (Note: Do not include yourself as a member of another family or families.) Compare your family's 2023 annual adjusted gross income, or your family's 2024 monthly/weekly income calculated on an annual basis, to the income eligibility figures listed below for your County.

4. Family Size:

2

Males: 1 Females: 1

Extremely Low- to Low-Income: <80% AMFI

Family Size	1	2	3	4	5	6	7	8	9	10	11	12
Income LESS than:	< \$44,250	< \$50,600	< \$56,900	< \$63,200	< \$68,300	< \$73,350	< \$78,400	< \$83,450	< \$88,480	< \$93,536	< \$98,592	< \$103,648

Non-Low- and-Moderate Income: Greater than 80% AMFI

Family Size	1	2	3	4	5	6	7	8	9	10	11	12
Income MORE than:	> \$44,250	> \$50,600	> \$56,900	> \$63,200	> \$68,300	> \$73,350	> \$78,400	> \$83,450	> \$88,480	> \$93,536	> \$98,592	> \$103,648

Race

	Hispanic	Non-Hispanic
White		
Black African American		<u>2</u>
Black African American and White		
Asian		
Asian and White		
Native Hawaiian/Other Pacific Islander		
American Indian/Alaskan Native		
American Indian/Alaskan Native and Black African American		
American Indian/Alaskan Native and White		
Other Multi-Racial		

TO BE COMPLETED BY ADMINISTRATIVE STAFF

Question Number: 18

Substituted In For:

Substituted Out For:

NOTE: Failure to correctly complete this survey (e.g. selection of an incorrect income level for family size identified) may result in its disqualification from the survey or be considered a "Non-Response". See TxCDBG Survey Methodology for specific information.

2024 TxCDBG Survey Questionnaire

Interviewers Name: Josue Gonzalez

80% Only

Place:

St. Paul

County Name:

San Patricio

Region:

Coastal Bend 20

Respondent's Information:

Street Address:

14744 Cr 714

Zip Code:

78357

Phone:

361-537-4129

Contact Attempts:

First Attempt:

Date: 8/4/24

Time: 824

A.M.

P.M.

Second Attempt:

Date:

Time:

A.M.

P.M.

(Circle)

Response

(Circle ONE)

Non-Response

Vacancy

1. Including yourself, how many people usually live in this unit?

2. Including yourself, how many people in your family usually live in this unit?

3. Do any other families live in this unit?

(Circle)

Yes

No

If yes, please complete an additional questionnaire for each family that lives in this unit. (Note. Do not include yourself as a member of another family or families.) Compare your family's 2023 annual adjusted gross income, or your family's 2024 monthly / weekly income calculated on an annual basis, to the income eligibility figures listed below for your County.

4. Family Size:

1

Males:

1

Females:

Extremely Low- to Low-Income: <80% AMFI

Family Size	1	2	3	4	5	6	7	8	9	10	11	12
Income LESS than:	< \$44,250	< \$50,600	< \$56,900	< \$63,200	< \$68,300	< \$73,350	< \$78,400	< \$83,450	< \$88,480	< \$93,536	< \$98,592	< \$103,648

Non-Low- and-Moderate Income: Greater than 80% AMFI

Family Size	1	2	3	4	5	6	7	8	9	10	11	12
Income MORE than:	> \$44,250	> \$50,600	> \$56,900	> \$63,200	> \$68,300	> \$73,350	> \$78,400	> \$83,450	> \$88,480	> \$93,536	> \$98,592	> \$103,648

Race

White

Hispanic

Non-Hispanic

Black African American

Black African American and White

Asian

Asian and White

Native Hawaiian/Other Pacific Islander

American Indian/Alaskan Native

American Indian/Alaskan Native and Black African American

American Indian/Alaskan Native and White

Other Multi-Racial

TO BE COMPLETED BY ADMINISTRATIVE STAFF

Questionnaire Number:

19

Substituted In For:

Substituted Out For

NOTE: Failure to correctly complete this survey (e.g. selection of an incorrect income level for family size identified) may result in its disqualification from the survey or be considered a "Non-Response". See TxCDBG Survey Methodology for specific information.

2024 TxCDBG Survey Questionnaire
80% Only

Interviewers Name:

Sandy Stewart

Place:

St. Paul

County Name:

San Patricio

Region:

Coastal Bend 20

Respondent's Information:

Street Address:

14504 CR 722

Zip Code:

78387

Phone:

Contact Attempts:

First Attempt:

Date: 8/22/24

Time: 3:42

A.M.

P.M.

Second Attempt:

Date: 8/22/24

Time: 7:00

A.M.

P.M.

Response

(Circle ONE)
Non-Response

Vacancy

1. Including yourself, how many people usually live in this unit?

2. Including yourself, how many people in your family usually live in this unit?

3. Do any other families live in this unit?

(Circle)

Yes

No

If yes, please complete an additional questionnaire for each family that lives in this unit. (Note: Do not include yourself as a member of another family or families.) Compare your family's 2023 annual adjusted gross income, or your family's 2024 monthly / weekly income calculated on an annual basis, to the income eligibility figures listed below for your County.

4. Family Size:

Males:

Females:

Extremely Low-to Low-Income: <80% AMFI

Family Size	1	2	3	4	5	6	7	8	9	10	11	12
Income LESS than:	<	<	<	<	<	<	<	<	<	<	<	<
	\$44,250	\$50,600	\$56,900	\$63,200	\$68,300	\$73,350	\$78,400	\$83,450	\$88,480	\$93,536	\$98,592	\$103,648

Non-Low-and-Moderate Income: Greater than 80% AMFI

Family Size	1	2	3	4	5	6	7	8	9	10	11	12
Income MORE than:	>	>	>	>	>	>	>	>	>	>	>	>
	\$44,250	\$50,600	\$56,900	\$63,200	\$68,300	\$73,350	\$78,400	\$83,450	\$88,480	\$93,536	\$98,592	\$103,648

Race	Hispanic	Non-Hispanic
White		
Black African American		
Black African American and White		
Asian		
Asian and White		
Native Hawaiian/Other Pacific Islander		
American Indian/Alaskan Native		
American Indian/Alaskan Native and Black African American		
American Indian/Alaskan Native and White		
Other Multi-Racial		

TO BE COMPLETED BY ADMINISTRATIVE STAFF

Questionnaire Number:

21

Substituted In For:

Substituted Out For:

NOTE: Failure to correctly complete this survey (e.g. selection of an incorrect income level for family size identification) may result in its disqualification from the survey or be considered a "Non-Response". See TxCDBG Survey Methodology for specific information.

2024 TxCDBG Survey Questionnaire

Interviewers Name: Josue Gonzalez

80% Only

Place:

St. Paul

County Name:

San Patricio

Region:

Coastal Bend 20

Respondent's Information:

Street Address:

14544 cr 7022

Zip Code:

78357

Phone:

361-425-4303

Contact Attempts:

First Attempt:

Date: 8/5/24

Time: 3:52

A.M.

P.M.

Second Attempt:

Date: _____

Time: _____

A.M.

P.M.

(Circle)

Response

Non-Response

Vacancy

1. Including yourself, how many people usually live in this unit?

2. Including yourself, how many people in your family usually live in this unit?

3. Do any other families live in this unit?

(Circle)

Yes

(No)

If yes, please complete an additional questionnaire for each family that lives in this unit. (Note: Do not include yourself as a member of another family or families.) Compare your family's 2023 annual adjusted gross income, or your family's 2024 monthly / weekly income calculated on an annual basis, to the income eligibility figures listed below for your County.

4. Family Size:

2

Males:

Females:

Extremely Low- to Low-Income: <80% AMFI

Family Size	1	2	3	4	5	6	7	8	9	10	11	12
Income LESS than:	< \$44,250	< \$50,600	< \$56,900	< \$63,200	< \$68,300	< \$73,350	< \$78,400	< \$83,450	< \$88,480	< \$93,536	< \$98,592	< \$103,648

Non-Low- and-Moderate Income: Greater than 80% AMFI

Family Size	1	2	3	4	5	6	7	8	9	10	11	12
Income MORE than:	> \$44,250	> \$50,600	> \$56,900	> \$63,200	> \$68,300	> \$73,350	> \$78,400	> \$83,450	> \$88,480	> \$93,536	> \$98,592	> \$103,648

Race

White

Black African American

Black African American and White

Asian

Asian and White

Native Hawaiian/Other Pacific Islander

American Indian/Alaskan Native

American Indian/Alaskan Native and Black African American

American Indian/Alaskan Native and White

Other Multi-Racial

Hispanic

Non-Hispanic

TO BE COMPLETED BY ADMINISTRATIVE STAFF

Questionnaire Number:

22

Substituted In For:

Substituted Out For

NOTE: Failure to correctly complete this survey (e.g. selection of an incorrect income level for family size identified) may result in its disqualification from the survey or be considered a "Non-Response". See TxCDBG Survey Methodology for specific information.

2024 TxCDBG Survey Questionnaire

Interviewers Name:

Sandy Stewart

80% Only

Place:

St. Paul

County Name:

San Patricio

Region:

Coastal Bend 20

Respondent's Information:

Street Address:

14522 CR 722

Zip Code:

78387

Phone:

512-294-4910
861-

Contact Attempts:

First Attempt:

Date: 8/21/24

Time: 5:10

A.M.

P.M.

(Circle)

Second Attempt:

Date: _____

Time: _____

A.M.

P.M.

(Circle ONE)

Response

Non-Response

Vacancy

1. Including yourself, how many people usually live in this unit?

8

2. Including yourself, how many people in your family usually live in this unit?

8

3. Do any other families live in this unit?

(Circle)

Yes

No

If yes, please complete an additional questionnaire for each family that lives in this unit. (Note: Do not include yourself as a member of another family or families.) Compare your family's 2023 annual adjusted gross income, or your family's 2024 monthly weekly income calculated on an annual basis, to the income eligibility figures listed below for your County.

4. Family Size:

8

Males:

4

Females:

4

Extremely Low- to Low-Income: 80% AMFI

Family Size	1	2	3	4	5	6	7	8	9	10	11	12
Income LESS than:	< \$44,250	< <u>\$50,600</u>	< \$56,900	< \$63,200	< \$68,300	< \$73,350	< \$78,400	< \$83,450	< \$88,480	< \$93,536	< \$98,592	< \$103,648

Non-Low- and-Moderate Income: Greater than 80% AMFI

Family Size	1	2	3	4	5	6	7	8	9	10	11	12
Income MORE than:	> \$44,250	> <u>\$50,600</u>	> \$56,900	> \$63,200	> \$68,300	> \$73,350	> \$78,400	> \$83,450	> \$88,480	> \$93,536	> \$98,592	> \$103,648

Race	Hispanic	Non-Hispanic
White		<u>✓</u>
Black African American		
Black African American and White		
Asian		
Asian and White		
Native Hawaiian/Other Pacific Islander		
American Indian/Alaskan Native		
American Indian/Alaskan Native and Black African American		
American Indian/Alaskan Native and White		
Other Multi-Racial		

TO BE COMPLETED BY ADMINISTRATIVE STAFF

Questionnaire Number:

23

Substituted In For:

Substituted Out For:

NOTE: Failure to correctly complete this survey (e.g. selection of an incorrect income level for family size identified) may result in its disqualification from the survey or be considered a "Non-Response". See TxCDBG Survey Methodology for specific information.

2024 TxCDBG Survey Questionnaire

Interviewers Name: Josue Guerra

80% Only

Place:

St. Paul

County Name:

San Patricio

Region:

Coastal Bend 20

Respondent's Information:

Street Address:

14579 Cr 722

Zip Code:

78387

Phone:

No phone

Contact Attempts:

First Attempt:

Date: 8/13/24

Time: 3:11

A.M.

P.M.

(Circle ONE)

Second Attempt:

Date: _____

Time: _____

A.M.

P.M.

Response

Non-Response

Vacancy

1. Including yourself, how many people usually live in this unit?

2

2. Including yourself, how many people in your family usually live in this unit?

2

3. Do any other families live in this unit?

(Circle)

Yes

No

If yes, please complete an additional questionnaire for each family that lives in this unit. (Note: Do not include yourself as a member of another family or families.)

Compare your family's 2023 annual adjusted gross income, or your family's 2024 monthly / weekly income calculated on an annual basis, to the income eligibility figures listed below for your County.

4. Family Size:

2

Males:

1

Females:

1

Extremely Low- to Low-Income: <80% AMFI

Family Size	1	2	3	4	5	6	7	8	9	10	11	12
Income LESS than:	< \$44,250	< \$50,600	< \$56,900	< \$63,200	< \$68,300	< \$73,350	< \$78,400	< \$83,450	< \$88,480	< \$93,536	< \$98,592	< \$103,648

Non-Low- and-Moderate Income: Greater than 80% AMFI

Family Size	1	2	3	4	5	6	7	8	9	10	11	12
Income MORE than:	> \$44,250	> \$50,600	> \$56,900	> \$63,200	> \$68,300	> \$73,350	> \$78,400	> \$83,450	> \$88,480	> \$93,536	> \$98,592	> \$103,648

Race

White

Hispanic

Non-Hispanic

Black African American

Black African American and White

Asian

Asian and White

Native Hawaiian/Other Pacific Islander

American Indian/Alaskan Native

American Indian/Alaskan Native and Black African American

American Indian/Alaskan Native and White

Other Multi-Racial

TO BE COMPLETED BY ADMINISTRATIVE STAFF

Questionnaire Number:

78

Substituted In For:

Substituted Out For:

NOTE: Failure to correctly complete this survey (e.g. selection of an incorrect income level for family size identified) may result in its disqualification from the survey or be considered a "Non-Response". See TxCDBG Survey Methodology for specific information.

2024 TxCDBG Survey Questionnaire

Interviewers Name: Josue Gonzalez

80% Only

Place:

St. Paul

County Name:

San Patricio

Region:

Coastal Bend 20

Respondent's Information:

Street Address:

14586 (R) 722

Zip Code:

78387

Phone:

361-834-1928

Contact Attempts:

First Attempt:

Date: 8-5-24

Time: 7:19

A.M.

P.M.

(Circle)

(Circle ONE)

Second Attempt:

Date: _____

Time: _____

A.M.

P.M.

Response

Non-Response

Vacancy

1. Including yourself, how many people usually live in this unit?

2

2. Including yourself, how many people in your family usually live in this unit?

2

3. Do any other families live in this unit?

(Circle)

Yes

No

If yes, please complete an additional questionnaire for each family that lives in this unit. (Note: Do not include yourself as a member of another family or families.)

Compare your family's 2023 annual adjusted gross income, or your family's 2024 monthly / weekly income calculated on an annual basis, to the income eligibility figures listed below for your County.

4. Family Size:

2

Males:

Females: 1

Extremely Low- to Low-Income: <80% AMFI

Family Size	1	2	3	4	5	6	7	8	9	10	11	12
Income LESS than:	< \$44,250	< \$50,600	< \$56,900	< \$63,200	< \$68,300	< \$73,350	< \$78,400	< \$83,450	< \$88,480	< \$93,536	< \$98,592	< \$103,648

Non-Low- and-Moderate Income: Greater than 80% AMFI

Family Size	1	2	3	4	5	6	7	8	9	10	11	12
Income MORE than:	> \$44,250	> \$50,600	> \$56,900	> \$63,200	> \$68,300	> \$73,350	> \$78,400	> \$83,450	> \$88,480	> \$93,536	> \$98,592	> \$103,648

Race

White

Hispanic

Non-Hispanic

Black African American

Black African American and White

Asian

Asian and White

Native Hawaiian/Other Pacific Islander

American Indian/Alaskan Native

American Indian/Alaskan Native and Black African American

American Indian/Alaskan Native and White

Other Multi-Racial

TO BE COMPLETED BY ADMINISTRATIVE STAFF

Questionnaire Number:

30

Substituted In For:

Substituted Out For:

NOTE: Failure to correctly complete this survey (e.g. selection of an incorrect income level for family size identified) may result in its disqualification from the survey or be considered a "Non-Response". See TxCDBG Survey Methodology for specific information.

2024 TxCDBG Survey Questionnaire
80% Only .

Interviewers Name: Sandy Stewart

Place:

St. Paul

County Name:

San Patricio

Region:

Coastal Bend 20

Respondent's Information:

Vacant House

Street Address:

14682 CR 722

Zip Code:

78387

Phone: _____

Contact Attempts:

(Circle)

First Attempt:

Date: _____

Time: _____

A.M.

P.M.

Second Attempt:

Date: _____

Time: _____

A.M.

P.M.

(Circle ONE)

Response

Non-Response

Vacancy

1. Including yourself, how many people usually live in this unit?

2. Including yourself, how many people in your family usually live in this unit?

3. Do any other families live in this unit?

(Circle)

Yes

No

If yes, please complete an additional questionnaire for each family that lives in this unit. (Note: Do not include yourself as a member of another family or families.) Compare your family's 2023 annual adjusted gross income, or your family's 2024 monthly weekly income calculated on an annual basis, to the income eligibility figures listed below for your County.

4. Family Size: _____

Males: _____

Females: _____

Extremely Low- to Low-Income: < 80% AMFI

Family Size	1	2	3	4	5	6	7	8	9	10	11	12
Income LESS than:	< \$44,250	< \$50,600	< \$56,900	< \$63,200	< \$68,300	< \$73,350	< \$78,400	< \$83,450	< \$88,480	< \$93,536	< \$98,592	< \$103,648

Non-Low- and-Moderate Income: Greater than 80% AMFI

Family Size	1	2	3	4	5	6	7	8	9	10	11	12
Income MORE than:	> \$44,250	> \$50,600	> \$56,900	> \$63,200	> \$68,300	> \$73,350	> \$78,400	> \$83,450	> \$88,480	> \$93,536	> \$98,592	> \$103,648

Race

White

Black African American

Black African American and White

Asian

Asian and White

Native Hawaiian/Other Pacific Islander

American Indian/Alaskan Native

American Indian/Alaskan Native and Black African American

American Indian/Alaskan Native and White

Other Multi-Racial

Hispanic

Non-Hispanic

TO BE COMPLETED BY ADMINISTRATIVE STAFF

Questionnaire Number:

31

Substituted In For: _____

Substituted Out For: _____

NOTE: Failure to correctly complete this survey (e.g. selection of an incorrect income level for family size identified) may result in its disqualification from the survey or be considered a "Non-Response". See TxCDBG Survey Methodology for specific information.

2024 TxCDBG Survey Questionnaire
80% Only

Interviewers Name: Josue Gonzalez

Place:

St. Paul

County Name:

San Patricio

Region:

Coastal Bend 20

Respondent's Information:

Street Address:

14698 Cr 722

Zip Code:

78387

Phone:

361-437-2546

Contact Attempts:

First Attempt:

Date: 8/31/24

Time: 11:38

(Circle)
A.M. P.M.

Second Attempt:

Date: _____

Time: _____

A.M. P.M.

(Circle ONE)
Response

Non-Response

Vacancy

1. Including yourself, how many people usually live in this unit?

7

2. Including yourself, how many people in your family usually live in this unit?

7

3. Do any other families live in this unit?

(Circle)

Yes

No

If yes, please complete an additional questionnaire for each family that lives in this unit. (Note: Do not include yourself as a member of another family or families.)
Compare your family's 2023 annual adjusted gross income, or your family's 2024 monthly / weekly income calculated on an annual basis, to the income eligibility figures listed below for your County.

4. Family Size:

7

Males:

4

Females:

3

Extremely Low- to Low-Income: <80% AMFI

Family Size	1	2	3	4	5	6	7	8	9	10	11	12
Income LESS than:	<	<	<	<	<	<	<	<	<	<	<	<
	\$44,250	\$50,600	\$56,900	\$63,200	\$68,300	\$73,350	\$78,400	\$83,450	\$88,480	\$93,536	\$98,592	\$103,648

Non-Low- and-Moderate Income: Greater than 80% AMFI

Family Size	1	2	3	4	5	6	7	8	9	10	11	12
Income MORE than:	>	>	>	>	>	>	>	>	>	>	>	>
	\$44,250	\$50,600	\$56,900	\$63,200	\$68,300	\$73,350	\$78,400	\$83,450	\$88,480	\$93,536	\$98,592	\$103,648

Race

White

Hispanic

Non-Hispanic

Black African American

Black African American and White

Asian

Asian and White

Native Hawaiian/Other Pacific Islander

American Indian/Alaskan Native

American Indian/Alaskan Native and Black African American

American Indian/Alaskan Native and White

Other Multi-Racial

TO BE COMPLETED BY ADMINISTRATIVE STAFF

Questionnaire Number:

32

Substituted In For:

Substituted Out For:

NOTE: Failure to correctly complete this survey (e.g. selection of an incorrect income level for family size identified) may result in its disqualification from the survey or be considered a "Non-Response". See TxCDBG Survey Methodology for specific information.

2024 TxCDBG Survey Questionnaire

Interviewers Name:

JOSUE GONZALEZ

80% Only

Place:

St. Paul

County Name:

San Patricio

Region:

Coastal Bend 20

Respondent's Information:

Street Address:

14712 CR 722

Zip Code:

78387

Phone:

Contact Attempts:

First Attempt:

Date: 8/14/24

Time: 6:19

A.M.

(P.M.)

Second Attempt:

Date: 8/14/24

Time: 7:22

A.M.

(P.M.)

Response

(Circle ONE)

Non-Response

Vacancy

1. Including yourself, how many people usually live in this unit?

2. Including yourself, how many people in your family usually live in this unit?

3. Do any other families live in this unit?

(Circle)

Yes

No

If yes, please complete an additional questionnaire for each family that lives in this unit. (Note: Do not include yourself as a member of another family or families.) Compare your family's 2023 annual adjusted gross income, or your family's 2024 monthly weekly income calculated on an annual basis, to the income eligibility figures listed below for your County.

4. Family Size:

Males:

Females:

Extremely Low- to Low-Income: < 80% AMFI

Family Size	1	2	3	4	5	6	7	8	9	10	11	12
Income LESS than:	\$44,250	\$50,600	\$56,900	\$63,200	\$68,300	\$73,350	\$78,400	\$83,450	\$88,480	\$93,536	\$98,592	\$103,648

Non-Low- and-Moderate Income: Greater than 80% AMFI

Family Size	1	2	3	4	5	6	7	8	9	10	11	12
Income MORE than:	\$44,250	\$50,600	\$56,900	\$63,200	\$68,300	\$73,350	\$78,400	\$83,450	\$88,480	\$93,536	\$98,592	\$103,648

Race

White

Black African American

Black African American and White

Asian

Asian and White

Native Hawaiian/Other Pacific Islander

American Indian/Alaskan Native

American Indian/Alaskan Native and Black African American

American Indian/Alaskan Native and White

Other Multi-Racial

Hispanic

Non-Hispanic

TO BE COMPLETED BY ADMINISTRATIVE STAFF

Questionnaire Number:

33

Substituted In For:

Substituted Out For:

NOTE: Failure to correctly complete this survey (e.g. selection of an incorrect income level for family size identified) may result in its disqualification from the survey or be considered a "Non-Response". See TxCDBG Survey Methodology for specific information.

2024 TxCDBG Survey Questionnaire

80% Only

Interviewers Name: Josie Gonzalez

Place:

St. Paul

County Name:

San Patricio

Region:

Coastal Bend 20

Respondent's Information:

Street Address:

14721 Old 72a

Zip Code:

78387

Phone:

N/A

Contact Attempts:

First Attempt:

Date: 8-14-24

Time: 7:21

A.M.

P.M.

Second Attempt:

Date:

Time:

A.M.

P.M.

Response

Non-Response

Vacancy

1. Including yourself, how many people usually live in this unit?

1

2. Including yourself, how many people in your family usually live in this unit?

1

3. Do any other families live in this unit?

(Circle)

Yes

No

If yes, please complete an additional questionnaire for each family that lives in this unit. (Note: Do not include yourself as a member of another family or families.) Compare your family's 2023 annual adjusted gross income, or your family's 2024 monthly weekly income calculated on an annual basis, to the income eligibility figures listed below for your County:

4. Family Size:

1

Males:

1

Females:

Extremely Low- to Low-Income: 80% AMFI

Family Size	1	2	3	4	5	6	7	8	9	10	11	12
Income LESS than:	\$44,250	\$50,600	\$56,900	\$63,200	\$68,300	\$73,350	\$78,400	\$83,450	\$88,480	\$93,536	\$98,592	\$103,648

Non-Low- and-Moderate Income: Greater than 80% AMFI

Family Size	1	2	3	4	5	6	7	8	9	10	11	12
Income MORE than:	\$44,250	\$50,600	\$56,900	\$63,200	\$68,300	\$73,350	\$78,400	\$83,450	\$88,480	\$93,536	\$98,592	\$103,648

Race

White

Black African American

Black African American and White

Asian

Asian and White

Native Hawaiian/Other Pacific Islander

American Indian/Alaskan Native

American Indian/Alaskan Native and Black African American

American Indian/Alaskan Native and White

Other Multi-Racial

Hispanic

Non-Hispanic

1

TO BE COMPLETED BY ADMINISTRATIVE STAFF

Questionnaire Number:

34

Substituted In For:

Substituted Out For:

NOTE: Failure to correctly complete this survey (e.g. selection of an incorrect income level for family size identified) may result in its disqualification from the survey or be considered a "Non-Response". See TxCDBG Survey Methodology for specific information.

2024 TxCDBG Survey Questionnaire

Interviewers Name: Josue Gonzalez

80% Only

Place:

St. Paul

County Name:

San Patricio

Region:

Coastal Bend 20

Respondent's Information:

Street Address:

14739 Cr 722

Zip Code:

78381

Phone:

361-437-8200

Contact Attempts:

First Attempt:

Date: 8/5/24

Time: 4:51

A.M.

P.M.

(Circle ONE)

Second Attempt:

Date: _____

Time: _____

A.M.

P.M.

Response

Non-Response

Vacancy

1. Including yourself, how many people usually live in this unit?

5

2. Including yourself, how many people in your family usually live in this unit?

5

3. Do any other families live in this unit?

(Circle)

Yes

No

If yes, please complete an additional questionnaire for each family that lives in this unit. (Note: Do not include yourself as a member of another family or families.)

Compare your family's 2023 annual adjusted gross income, or your family's 2024 monthly/weekly income calculated on an annual basis, to the income eligibility figures listed below for your County.

4. Family Size:

5

Males:

3

Females:

2

Extremely Low-to-Low-Income: <80% AMFI

Family Size	1	2	3	4	5	6	7	8	9	10	11	12
Income LESS than:	<	<	<	<	<	<	<	<	<	<	<	<
	\$44,250	\$50,600	\$56,900	\$63,200	\$68,300	\$73,350	\$78,400	\$83,450	\$88,480	\$93,536	\$98,592	\$103,648

Non-Low- and-Moderate Income: Greater than 80% AMFI

Family Size	1	2	3	4	5	6	7	8	9	10	11	12
Income MORE than:	>	>	>	>	>	>	>	>	>	>	>	>
	\$44,250	\$50,600	\$56,900	\$63,200	\$68,300	\$73,350	\$78,400	\$83,450	\$88,480	\$93,536	\$98,592	\$103,648

Race

Hispanic

Non-Hispanic

White

5

Black African American

Black African American and White

Asian

Asian and White

Native Hawaiian/Other Pacific Islander

American Indian/Alaskan Native

American Indian/Alaskan Native and Black African American

American Indian/Alaskan Native and White

Other Multi-Racial

TO BE COMPLETED BY ADMINISTRATIVE STAFF

Question Number:

35

Substituted In For:

Substituted Out For:

NOTE: Failure to correctly complete this survey (e.g. selection of an incorrect income level for family size identified) may result in its disqualification from the survey or be considered a "Non-Response". See TxCDBG Survey Methodology for specific information.

2024 TxCDBG Survey Questionnaire

Interviewers Name: Josue Gonzalez

80% Only

Place:

St. Paul

County Name:

San Patricio

Region:

Coastal Bend 20

Respondent's Information:

Street Address:

14743 Cr 722

Zip Code:

78387

Phone:

361-775-5862

Contact Attempts:

First Attempt:

Date: 8/15/24

Time: 4:44

A.M.

P.M.

(Circle)

(Circle ONE)

Second Attempt:

Date: _____

Time: _____

A.M.

P.M.

Response

Non-Response

Vacancy

1. Including yourself, how many people usually live in this unit?

4

2. Including yourself, how many people in your family usually live in this unit?

4

3. Do any other families live in this unit?

(Circle)

Yes

No

If yes, please complete an additional questionnaire for each family that lives in this unit. (Note: Do not include yourself as a member of another family or families.)

Compare your family's 2023 annual adjusted gross income, or your family's 2024 monthly / weekly income calculated on an annual basis, to the income eligibility figures listed below for your County.

4. Family Size:

4

Males:

3

Females:

1

Extremely Low- to Low-Income: <80% AMFI

Family Size	1	2	3	4	5	6	7	8	9	10	11	12
Income LESS than:	< \$44,250	< \$50,600	< \$56,900	< \$63,200	< \$68,300	< \$73,350	< \$78,400	< \$83,450	< \$88,480	< \$93,536	< \$98,592	< \$103,648

Non-Low- and-Moderate Income: Greater than 80% AMFI

Family Size	1	2	3	4	5	6	7	8	9	10	11	12
Income MORE than:	> \$44,250	> \$50,600	> \$56,900	> \$63,200	> \$68,300	> \$73,350	> \$78,400	> \$83,450	> \$88,480	> \$93,536	> \$98,592	> \$103,648

Race

White

Hispanic

Non-Hispanic

Black African American

Black African American and White

Asian

Asian and White

Native Hawaiian/Other Pacific Islander

American Indian/Alaskan Native

American Indian/Alaskan Native and Black African American

American Indian/Alaskan Native and White

Other Multi-Racial

TO BE COMPLETED BY ADMINISTRATIVE STAFF

Questionnaire Number:

36

Substituted In For:

Substituted Out For

NOTE: Failure to correctly complete this survey (e.g. selection of an incorrect income level for family size identified) may result in its disqualification from the survey or be considered a "Non-Response". See TxCDBG Survey Methodology for specific information.

2024 TxCDBG Survey Questionnaire

Interviewers Name: Josue Gonzalez

80% Only

Place:

St. Paul

County Name:

San Patricio

Region:

Coastal Bend 20

Respondent's Information:

Street Address:

14751 Cr 722

Zip Code:

78387

Phone:

NONE

Contact Attempts:

First Attempt:

Date: 8-5-24Time: 4:57

A.M.

P.M.

(Circle)

Second Attempt:

Date: _____

Time: _____

A.M.

P.M.

Response

(Circle ONE)

Non-Response

Vacancy

1. Including yourself, how many people usually live in this unit?

2. Including yourself, how many people in your family usually live in this unit?

3. Do any other families live in this unit?

(Circle)

Yes

No

If yes, please complete an additional questionnaire for each family that lives in this unit. (Note: Do not include yourself as a member of another family or families.) Compare your family's 2023 annual adjusted gross income, or your family's 2024 monthly / weekly income calculated on an annual basis, to the income eligibility figures listed below for your County.

4. Family Size:

1

Males:

Females:

Extremely Low- to Low-Income: <80% AMFI

Family Size	1	2	3	4	5	6	7	8	9	10	11	12
Income LESS than:	< \$44,250	< \$50,600	< \$56,900	< \$63,200	< \$68,300	< \$73,350	< \$78,400	< \$83,450	< \$88,480	< \$93,536	< \$98,592	< \$103,648

Non-Low- and-Moderate Income: Greater than 80% AMFI

Family Size	1	2	3	4	5	6	7	8	9	10	11	12
Income MORE than:	> \$44,250	> \$50,600	> \$56,900	> \$63,200	> \$68,300	> \$73,350	> \$78,400	> \$83,450	> \$88,480	> \$93,536	> \$98,592	> \$103,648

Race

White

Black African American

Black African American and White

Asian

Asian and White

Native Hawaiian/Other Pacific Islander

American Indian/Alaskan Native

American Indian/Alaskan Native and Black African American

American Indian/Alaskan Native and White

Other Multi-Racial

Hispanic

Non-Hispanic

TO BE COMPLETED BY ADMINISTRATIVE STAFF

Questionnaire Number:

37

Substituted In For:

Substituted Out For:

NOTE: Failure to correctly complete this survey (e.g. selection of an incorrect income level for family size identified) may result in its disqualification from the survey or be considered a "Non-Response". See TxCDBG Survey Methodology for specific information.

2024 TxCDBG Survey Questionnaire

Interviewers Name: Josue Gonzalez

80% Only

Place:

St. Paul

County Name:

San Patricio

Region:

Coastal Bend 20

Respondent's Information:

Street Address:

1451308728

Zip Code:

78387

Phone:

261-813-1712

Contact Attempts:

First Attempt:

Date: 8/14/24

Time: 7:32

A.M.

P.M.

(Circle)

(Circle ONE)

Second Attempt:

Date: _____

Time: _____

A.M.

P.M.

(Response)

Non-Response

Vacancy

1. Including yourself, how many people usually live in this unit?

2

2. Including yourself, how many people in your family usually live in this unit?

2

3. Do any other families live in this unit?

(Circle)

Yes

No

If yes, please complete an additional questionnaire for each family that lives in this unit. (Note: Do not include yourself as a member of another family or families.)

Compare your family's 2023 annual adjusted gross income, or your family's 2024 monthly / weekly income calculated on an annual basis, to the income eligibility figures listed below for your County.

4. Family Size:

2

Males:

1

Females:

1

Extremely Low- to Low-Income: <80% AMFI

Family Size	1	2	3	4	5	6	7	8	9	10	11	12
Income LESS than:	< \$44,250	< \$50,600	< \$56,900	< \$63,200	< \$68,300	< \$73,350	< \$78,400	< \$83,450	< \$88,480	< \$93,536	< \$98,592	< \$103,648

Non-Low- and-Moderate Income: Greater than 80% AMFI

Family Size	1	2	3	4	5	6	7	8	9	10	11	12
Income MORE than:	> \$44,250	> \$50,600	> \$56,900	> \$63,200	> \$68,300	> \$73,350	> \$78,400	> \$83,450	> \$88,480	> \$93,536	> \$98,592	> \$103,648

Race

White

Hispanic

Non-Hispanic

Black African American

Black African American and White

Asian

Asian and White

Native Hawaiian/Other Pacific Islander

American Indian/Alaskan Native

American Indian/Alaskan Native and Black African American

American Indian/Alaskan Native and White

Other Multi-Racial

TO BE COMPLETED BY ADMINISTRATIVE STAFF

Questionnaire Number:

38

Substituted In For:

Substituted Out For:

NOTE: Failure to correctly complete this survey (e.g. selection of an incorrect income level for family size identified) may result in its disqualification from the survey or be considered a "Non-Response". See TxCDBG Survey Methodology for specific information.

2024 TxCDBG Survey Questionnaire

Interviewers Name: Josue Gonzalez

80% Only

Place:

St. Paul

County Name:

San Patricio

Region:

Coastal Bend 20

Respondent's Information:

Street Address:

14519 Cr 728

Zip Code:

78387

Phone:

361-816-4691

Contact Attempts:

First Attempt:

Date:

Time:

7:34

A.M.

P.M.

Second Attempt:

Date:

Time:

A.M.

P.M.

(Circle ONE)

Response

Non-Response

Vacancy

1. Including yourself, how many people usually live in this unit?

2. Including yourself, how many people in your family usually live in this unit?

3. Do any other families live in this unit?

(Circle) Yes

No

If yes, please complete an additional questionnaire for each family that lives in this unit. (Note: Do not include yourself as a member of another family or families.)

Compare your family's 2023 annual adjusted gross income, or your family's 2024 monthly / weekly income calculated on an annual basis, to the income eligibility figures listed below for your County.

4. Family Size:

1

Males:

1

Females:

Extremely Low- to Low-Income: <80% AMFI

Family Size	1	2	3	4	5	6	7	8	9	10	11	12
Income LESS than:	<	<	<	<	<	<	<	<	<	<	<	<
	\$44,250	\$50,600	\$56,900	\$63,200	\$68,300	\$73,350	\$78,400	\$83,450	\$88,480	\$93,536	\$98,592	\$103,648

Non-Low- and-Moderate Income: Greater than 80% AMFI

Family Size	1	2	3	4	5	6	7	8	9	10	11	12
Income MORE than:	>	>	>	>	>	>	>	>	>	>	>	>
	\$44,250	\$50,600	\$56,900	\$63,200	\$68,300	\$73,350	\$78,400	\$83,450	\$88,480	\$93,536	\$98,592	\$103,648

Race

White

Black African American

Black African American and White

Asian

Asian and White

Native Hawaiian/Other Pacific Islander

American Indian/Alaskan Native

American Indian/Alaskan Native and Black African American

American Indian/Alaskan Native and White

Other Multi-Racial

Hispanic

Non-Hispanic

TO BE COMPLETED BY ADMINISTRATIVE STAFF

Questionnaire Number:

39

Substituted In For:

Substituted Out For:

NOTE: Failure to correctly complete this survey (e.g. selection of an incorrect income level for family size identified) may result in its disqualification from the survey or be considered a "Non-Response". See TxCDBG Survey Methodology for specific information.

2024 TxCDBG Survey Questionnaire

Interviewers Name:

Josue Gonzalez

80% Only

Place:

St. Paul

County Name:

San Patricio

Region:

Coastal Bend 20

Respondent's Information:

Street Address:

14524 Cr 728

Zip Code:

78387

Phone:

361-437-9934

Contact Attempts:

First Attempt:

Date: 8/4/24

Time: 7:14

A.M.

P.M.

(Circle)

(Circle ONE)

Second Attempt:

Date:

Time:

A.M.

P.M.

Response

Non-Response

Vacancy

1. Including yourself, how many people usually live in this unit?

3

2. Including yourself, how many people in your family usually live in this unit?

3

3. Do any other families live in this unit?

(Circle)

Yes

No

If yes, please complete an additional questionnaire for each family that lives in this unit. (Note: Do not include yourself as a member of another family or families.) Compare your family's 2023 annual adjusted gross income, or your family's 2024 monthly / weekly income calculated on an annual basis, to the income eligibility figures listed below for your County.

4. Family Size:

3

Males:

2

Females:

1

Extremely Low- to Low-Income: <80% AMFI

Family Size	1	2	3	4	5	6	7	8	9	10	11	12
Income LESS than:	< \$44,250	< \$50,600	< \$56,900	< \$63,200	< \$68,300	< \$73,350	< \$78,400	< \$83,450	< \$88,480	< \$93,536	< \$98,592	< \$103,648

Non-Low- and-Moderate Income: Greater than 80% AMFI

Family Size	1	2	3	4	5	6	7	8	9	10	11	12
Income MORE than:	> \$44,250	> \$50,600	> \$56,900	> \$63,200	> \$68,300	> \$73,350	> \$78,400	> \$83,450	> \$88,480	> \$93,536	> \$98,592	> \$103,648

Race	Hispanic	Non-Hispanic
White	3	
Black African American		
Black African American and White		
Asian		
Asian and White		
Native Hawaiian/Other Pacific Islander		
American Indian/Alaskan Native		
American Indian/Alaskan Native and Black African American		
American Indian/Alaskan Native and White		
Other Multi-Racial		

TO BE COMPLETED BY ADMINISTRATIVE STAFF

Questionnaire Number:

40

Substituted In For:

Substituted Out For

NOTE: Failure to correctly complete this survey (e.g. selection of an incorrect income level for family size identified) may result in its disqualification from the survey or be considered a "Non-Response". See TxCDBG Survey Methodology for specific information.

2024 TxCDBG Survey Questionnaire

Interviewers Name: Jesus Gonzalez

80% Only

Place:

St. Paul

County Name:

San Patricio

Region:

Coastal Bend 20

Respondent's Information:

Street Address:

1404505 728

Zip Code:

78387

Phone:

361 229 0586

Contact Attempts:

First Attempt:

Date: 8/4/24

Time: 7:40

A.M.

P.M.

(Circle ONE)

Second Attempt:

Date:

Time:

A.M.

P.M.

Response

Non-Response

Vacancy

1. Including yourself, how many people usually live in this unit?

2

2. Including yourself, how many people in your family usually live in this unit?

2

3. Do any other families live in this unit?

(Circle)

Yes

No

If yes, please complete an additional questionnaire for each family that lives in this unit. (Note: Do not include yourself as a member of another family or families.)

Compare your family's 2023 annual adjusted gross income, or your family's 2024 monthly / weekly income calculated on an annual basis, to the income eligibility figures listed below for your County.

4. Family Size:

2

Males:

1

Females:

1

Extremely Low- to Low-Income: <80% AMFI

Family Size	1	2	3	4	5	6	7	8	9	10	11	12
Income LESS than:	< \$44,250	< \$50,600	< \$56,900	< \$63,200	< \$68,300	< \$73,350	< \$78,400	< \$83,450	< \$88,480	< \$93,536	< \$98,592	< \$103,648

Non-Low- and-Moderate Income: Greater than 80% AMFI

Family Size	1	2	3	4	5	6	7	8	9	10	11	12
Income MORE than:	> \$44,250	> \$50,600	> \$56,900	> \$63,200	> \$68,300	> \$73,350	> \$78,400	> \$83,450	> \$88,480	> \$93,536	> \$98,592	> \$103,648

Race

Hispanic

Non-Hispanic

White

2

Black African American

Black African American and White

Asian

Asian and White

Native Hawaiian/Other Pacific Islander

American Indian/Alaskan Native

American Indian/Alaskan Native and Black African American

American Indian/Alaskan Native and White

Other Multi-Racial

TO BE COMPLETED BY ADMINISTRATIVE STAFF

Questionnaire Number:

41

Substituted In For:

Substituted Out For:

NOTE: Failure to correctly complete this survey (e.g. selection of an incorrect income level for family size identified) may result in its disqualification from the survey or be considered a "Non-Response". See TxCDBG Survey Methodology for specific information.

2024 TxCDBG Survey Questionnaire

Interviewers Name: Josue Gonzalez

80% Only

Place:

St. Paul

County Name:

San Patricio

Region:

Coastal Bend 20

Respondent's Information:

Street Address:

14559 CR728

Zip Code:

78387

Phone:

361-364-3313

Contact Attempts:

First Attempt:

Date: 8-4-24

Time: 7:44

A.M.

P.M.

(Circle)

(Circle ONE)

Second Attempt:

Date: _____

Time: _____

A.M.

P.M.

Response

Non-Response

Vacancy

1. Including yourself, how many people usually live in this unit?

2

2. Including yourself, how many people in your family usually live in this unit?

2

3. Do any other families live in this unit?

(Circle)

Yes

No

If yes, please complete an additional questionnaire for each family that lives in this unit. (Note: Do not include yourself as a member of another family or families.)

Compare your family's 2023 annual adjusted gross income, or your family's 2024 monthly / weekly income calculated on an annual basis, to the income eligibility figures listed below for your County.

4. Family Size:

2

Males:

1

Females:

1

Extremely Low- to Low-Income: <80% AMFI

Family Size	1	2	3	4	5	6	7	8	9	10	11	12
Income LESS than:	< \$44,250	< \$50,600	< \$56,900	< \$63,200	< \$68,300	< \$73,350	< \$78,400	< \$83,450	< \$88,480	< \$93,536	< \$98,592	< \$103,648

Non-Low- and-Moderate Income: Greater than 80% AMFI

Family Size	1	2	3	4	5	6	7	8	9	10	11	12
Income MORE than:	> \$44,250	> \$50,600	> \$56,900	> \$63,200	> \$68,300	> \$73,350	> \$78,400	> \$83,450	> \$88,480	> \$93,536	> \$98,592	> \$103,648

Race

White

Black African American

Black African American and White

Asian

Asian and White

Native Hawaiian/Other Pacific Islander

American Indian/Alaskan Native

American Indian/Alaskan Native and Black African American

American Indian/Alaskan Native and White

Other Multi-Racial

Hispanic

Non-Hispanic

2

TO BE COMPLETED BY ADMINISTRATIVE STAFF

Questionnaire Number:

42

Substituted In For:

Substituted Out For:

NOTE: Failure to correctly complete this survey (e.g. selection of an incorrect income level for family size identified) may result in its disqualification from the survey or be considered a "Non-Response". See TxCDBG Survey Methodology for specific information.

2024 TxCDBG Survey Questionnaire

Interviewers Name: Josue Gonzalez

80% Only

Place:

St. Paul

County Name:

San Patricio

Region:

Coastal Bend 20

Respondent's Information:

Street Address:

14577 CBTDB

Zip Code:

78367

Phone:

361-726-6967

Contact Attempts:

First Attempt:

Date: 8-14-24

Time: 7:36

A.M.

(Circle) P.M.

Second Attempt:

Date: _____

Time: _____

A.M.

P.M.

(Circle ONE) Response

Non-Response

Vacancy

1. Including yourself, how many people usually live in this unit?

3

2. Including yourself, how many people in your family usually live in this unit?

3

3. Do any other families live in this unit?

(Circle) Yes

No

If yes, please complete an additional questionnaire for each family that lives in this unit. (Note: Do not include yourself as a member of another family or families.) Compare your family's 2023 annual adjusted gross income, or your family's 2024 monthly weekly income calculated on an annual basis, to the income eligibility figures listed below for your County.

4. Family Size:

3

Males:

2

Females:

1

Extremely Low- to Low-Income: 80% AMFI

Family Size	1	2	3	4	5	6	7	8	9	10	11	12
Income LESS than:	< \$44,250	< \$50,600	< \$56,900	< \$63,200	< \$68,300	< \$73,350	< \$78,400	< \$83,450	< \$88,480	< \$93,536	< \$98,592	< \$103,648

Non-Low- and-Moderate Income: Greater than 80% AMFI

Family Size	1	2	3	4	5	6	7	8	9	10	11	12
Income MORE than:	> \$44,250	> \$50,600	> \$56,900	> \$63,200	> \$68,300	> \$73,350	> \$78,400	> \$83,450	> \$88,480	> \$93,536	> \$98,592	> \$103,648

Race

White

Hispanic

Non-Hispanic

Black African American

Black African American and White

Asian

Asian and White

Native Hawaiian/Other Pacific Islander

American Indian/Alaskan Native

American Indian/Alaskan Native and Black African American

American Indian/Alaskan Native and White

Other Multi-Racial

TO BE COMPLETED BY ADMINISTRATIVE STAFF

Questionnaire Number:

43

Substituted In For:

Substituted Out For:

NOTE: Failure to correctly complete this survey (e.g. selection of an incorrect income level for family size identified) may result in its disqualification from the survey or be considered a "Non-Response". See TxCDBG Survey Methodology for specific information.

2024 TxCDBG Survey Questionnaire
80% Only

Interviewers Name: Larry Stewart

Place: St. Paul

County Name: San Patricio

Region: Coastal Bend 20

Respondent's Information:

Street Address: 14582 CR 728 Zip Code: 78387 Phone: _____

Contact Attempts:

First Attempt: Date: 8/22/24 Time: 5:47 A.M. P.M.
Second Attempt: Date: 8/22/24 Time: 6:20 A.M. P.M.

Response: (Circle ONE) Non-Response Vacancy

1. Including yourself, how many people usually live in this unit?

2. Including yourself, how many people in your family usually live in this unit?

3. Do any other families live in this unit?

(Circle) Yes No

If yes, please complete an additional questionnaire for each family that lives in this unit. (Note: Do not include yourself as a member of another family or families.) Compare your family's 2023 annual adjusted gross income, or your family's 2024 monthly / weekly income calculated on an annual basis, to the income eligibility figures listed below for your County.

4. Family Size: _____

Males: _____ Females: _____

Extremely Low- to Low-Income: <80% AMFI

Family Size	1	2	3	4	5	6	7	8	9	10	11	12
Income LESS than:	< \$44,250	< \$50,600	< \$56,900	< \$63,200	< \$68,300	< \$73,350	< \$78,400	< \$83,450	< \$88,480	< \$93,536	< \$98,592	< \$103,648

Non-Low- and-Moderate Income: Greater than 80% AMFI

Family Size	1	2	3	4	5	6	7	8	9	10	11	12
Income MORE than:	> \$44,250	> \$50,600	> \$56,900	> \$63,200	> \$68,300	> \$73,350	> \$78,400	> \$83,450	> \$88,480	> \$93,536	> \$98,592	> \$103,648

Race	Hispanic	Non-Hispanic
White		
Black African American		
Black African American and White		
Asian		
Asian and White		
Native Hawaiian/Other Pacific Islander		
American Indian/Alaskan Native		
American Indian/Alaskan Native and Black African American		
American Indian/Alaskan Native and White		
Other Multi-Racial		

TO BE COMPLETED BY ADMINISTRATIVE STAFF

Questionnaire Number: 44

Substituted In For: _____

Substituted Out For: _____

NOTE: Failure to correctly complete this survey (e.g. selection of an incorrect income level for family size identified) may result in its disqualification from the survey or be considered a "Non-Response". See TxCDBG Survey Methodology for specific information.

2024 TxCDBG Survey Questionnaire

Interviewers Name: Josue Gonzalez

80% Only

Place:

St. Paul

County Name:

San Patricio

Region:

Coastal Bend 20

Respondent's Information:

Street Address:

14593 CD 728

Zip Code:

78387

Phone:

Contact Attempts:

First Attempt:

Date: 8-20-24

Time: 7:11

A.M.

(Circle) P.M.

Second Attempt:

Date: _____

Time: _____

A.M.

P.M.

Response

(Circle ONE) Non-Response

Vacancy

1. Including yourself, how many people usually live in this unit?

2. Including yourself, how many people in your family usually live in this unit?

3. Do any other families live in this unit?

(Circle)

Yes

No

If yes, please complete an additional questionnaire for each family that lives in this unit. (Note: Do not include yourself as a member of another family or families.) Compare your family's 2023 annual adjusted gross income, or your family's 2024 monthly / weekly income calculated on an annual basis, to the income eligibility figures listed below for your County.

4. Family Size:

Males:

Females:

Extremely Low- to Low-Income: <80% AMFI

Family Size	1	2	3	4	5	6	7	8	9	10	11	12
Income LESS than:	< \$44,250	< \$50,600	< \$56,900	< \$63,200	< \$68,300	< \$73,350	< \$78,400	< \$83,450	< \$88,480	< \$93,536	< \$98,592	< \$103,648

Non-Low- and-Moderate Income: Greater than 80% AMFI

Family Size	1	2	3	4	5	6	7	8	9	10	11	12
Income MORE than:	> \$44,250	> \$50,600	> \$56,900	> \$63,200	> \$68,300	> \$73,350	> \$78,400	> \$83,450	> \$88,480	> \$93,536	> \$98,592	> \$103,648

Race

	Hispanic	Non-Hispanic
White		
Black African American		
Black African American and White		
Asian		
Asian and White		
Native Hawaiian/Other Pacific Islander		
American Indian/Alaskan Native		
American Indian/Alaskan Native and Black African American		
American Indian/Alaskan Native and White		
Other Multi-Racial		

TO BE COMPLETED BY ADMINISTRATIVE STAFF

Questionnaire Number:

45

Substituted In For:

Substituted Out For:

NOTE: Failure to correctly complete this survey (e.g. selection of an incorrect income level for family size identified) may result in its disqualification from the survey or be considered a "Non-Response". See TxCDBG Survey Methodology for specific information.

house is vacant.

2024 TxCDBG Survey Questionnaire

Interviewers Name:

Josue Gonzalez

80% Only

Place:

St. Paul

County Name:

San Patricio

Region:

Coastal Bend 20

Respondent's Information:

14624

Street Address:

14624 Cr 728

Zip Code:

78387

Phone:

361-814-7765

Contact Attempts:

First Attempt:

Date: 8-3-24

Time: 2:00

A.M.

(P.M.)

(Circle ONE)

Second Attempt:

Date:

Time:

A.M.

P.M.

Response

Non-Response

Vacancy

1. Including yourself, how many people usually live in this unit?

2

2. Including yourself, how many people in your family usually live in this unit?

2

3. Do any other families live in this unit?

(Circle)

Yes

No

If yes, please complete an additional questionnaire for each family that lives in this unit. (Note: Do not include yourself as a member of another family or families.) Compare your family's 2023 annual adjusted gross income, or your family's 2024 monthly / weekly income calculated on an annual basis, to the income eligibility figures listed below for your County.

4. Family Size:

2

Males:

1

Females:

1

Extremely Low- to Low-Income: <80% AMFI

Family Size	1	2	3	4	5	6	7	8	9	10	11	12
Income LESS than:	< \$44,250	< \$50,600	< \$56,900	< \$63,200	< \$68,300	< \$73,350	< \$78,400	< \$83,450	< \$88,480	< \$93,536	< \$98,592	< \$103,648

Non-Low- and-Moderate Income: Greater than 80% AMFI

Family Size	1	2	3	4	5	6	7	8	9	10	11	12
Income MORE than:	> \$44,250	> \$50,600	> \$56,900	> \$63,200	> \$68,300	> \$73,350	> \$78,400	> \$83,450	> \$88,480	> \$93,536	> \$98,592	> \$103,648

Race

White

Black African American

Black African American and White

Asian

Asian and White

Native Hawaiian/Other Pacific Islander

American Indian/Alaskan Native

American Indian/Alaskan Native and Black African American

American Indian/Alaskan Native and White

Other Multi-Racial

Hispanic

Non-Hispanic

2

TO BE COMPLETED BY ADMINISTRATIVE STAFF

Questionnaire Number:

46

Substituted In For:

Substituted Out For

NOTE: Failure to correctly complete this survey (e.g. selection of an incorrect income level for family size identified) may result in its disqualification from the survey or be considered a "Non-Response". See TxCDBG Survey Methodology for specific information.

2024 TxCDBG Survey Questionnaire

Interviewers Name:

Sandy Stewart

80% Only

Place:

St. Paul

County Name:

San Patricio

Region:

Coastal Bend 20

Respondent's Information:

Street Address:

14628 CR 728

Zip Code:

78387

Phone:

361-364-4374

Contact Attempts:

(Circle)

First Attempt:

Date: 8/21/24

Time: 5:11

A.M.

P.M.

Second Attempt:

Date: _____

Time: _____

A.M.

P.M.

(Circle ONE)

Response

Non-Response

Vacancy

1. Including yourself, how many people usually live in this unit?

2

2. Including yourself, how many people in your family usually live in this unit?

2

3. Do any other families live in this unit?

(Circle)

Yes

No

If yes, please complete an additional questionnaire for each family that lives in this unit. (Note: Do not include yourself as a member of another family or families.) Compare your family's 2023 annual adjusted gross income, or your family's 2024 monthly weekly income calculated on an annual basis, to the income eligibility figures listed below for your County.

4. Family Size:

2

Males:

1

Females:

1

Extremely Low- to Low-Income: \leq 80% AMFI

Family Size	1	2	3	4	5	6	7	8	9	10	11	12
Income LESS than:	< \$44,250	< \$50,600	< \$56,900	< \$63,200	< \$68,300	< \$73,350	< \$78,400	< \$83,450	< \$88,480	< \$93,536	< \$98,592	< \$103,648

Non-Low- and-Moderate Income: Greater than 80% AMFI

Family Size	1	2	3	4	5	6	7	8	9	10	11	12
Income MORE than:	> \$44,250	> \$50,600	> \$56,900	> \$63,200	> \$68,300	> \$73,350	> \$78,400	> \$83,450	> \$88,480	> \$93,536	> \$98,592	> \$103,648

Race	Hispanic	Non-Hispanic
White		<input checked="" type="checkbox"/>
Black African American		
Black African American and White		
Asian		
Asian and White		
Native Hawaiian/Other Pacific Islander		
American Indian/Alaskan Native		
American Indian/Alaskan Native and Black African American		
American Indian/Alaskan Native and White		
Other Multi-Racial		

TO BE COMPLETED BY ADMINISTRATIVE STAFF

Questionnaire Number:

48

Substituted In For:

Substituted Out For:

NOTE: Failure to correctly complete this survey (e.g. selection of an incorrect income level for family size identified) may result in its disqualification from the survey or be considered a "Non-Response". See TxCDBG Survey Methodology for specific information.

2024 TxCDBG Survey Questionnaire

Interviewers Name: Josue Gonzalez

80% Only

Place:

St. Paul

County Name:

San Patricio

Region:

Coastal Bend 20

Respondent's Information:

Street Address:

14640 C.R. 728

Zip Code:

78387

Phone:

361 2295346

Contact Attempts:

First Attempt:

Date: 8-5-24

Time: 6:35

A.M.

P.M.

(Circle)

Second Attempt:

Date: _____

Time: _____

A.M.

P.M.

Response

(Circle ONE)

Non-Response

Vacancy

1. Including yourself, how many people usually live in this unit?

2

2. Including yourself, how many people in your family usually live in this unit?

2

3. Do any other families live in this unit?

(Circle)

Yes

No

If yes, please complete an additional questionnaire for each family that lives in this unit. (Note: Do not include yourself as a member of another family or families.)

Compare your family's 2023 annual adjusted gross income, or your family's 2024 monthly / weekly income calculated on an annual basis, to the income eligibility figures listed below for your County.

4. Family Size:

2

Males:

Females:

Extremely Low- to Low-Income: <80% AMFI

Family Size	1	2	3	4	5	6	7	8	9	10	11	12
Income LESS than:	< \$44,250	< \$50,600	< \$56,900	< \$63,200	< \$68,300	< \$73,350	< \$78,400	< \$83,450	< \$88,480	< \$93,536	< \$98,592	< \$103,648

Non-Low- and Moderate Income: Greater than 80% AMFI

Family Size	1	2	3	4	5	6	7	8	9	10	11	12
Income MORE than:	> \$44,250	> \$50,600	> \$56,900	> \$63,200	> \$68,300	> \$73,350	> \$78,400	> \$83,450	> \$88,480	> \$93,536	> \$98,592	> \$103,648

Race

White

Black African American

Black African American and White

Asian

Asian and White

Native Hawaiian/Other Pacific Islander

American Indian/Alaskan Native

American Indian/Alaskan Native and Black African American

American Indian/Alaskan Native and White

Other Multi-Racial

Hispanic

Non-Hispanic

TO BE COMPLETED BY ADMINISTRATIVE STAFF

Questionnaire Number:

49

Substituted In For:

Substituted Out For:

NOTE: Failure to correctly complete this survey (e.g. selection of an incorrect income level for family size identified) may result in its disqualification from the survey or be considered a "Non-Response". See TxCDBG Survey Methodology for specific information.

2024 TxCDBG Survey Questionnaire

80% Only

Interviewers Name:

Josue Gonzalez

Place:

St. Paul

County Name:

San Patricio

Region:

Coastal Bend 20

Respondent's Information:

Street Address:

14729 Cr 728

Zip Code:

78387

Phone:

361-877-4788

Contact Attempts:

First Attempt:

Date: 8/14/24

Time: 8:03

A.M.

P.M.

(Circle)

Second Attempt:

Date:

Time:

A.M.

P.M.

(Circle ONE)

Response

Non-Response

Vacancy

1. Including yourself, how many people usually live in this unit?

3

2. Including yourself, how many people in your family usually live in this unit?

3

3. Do any other families live in this unit?

(Circle)

Yes

No

If yes, please complete an additional questionnaire for each family that lives in this unit. (Note: Do not include yourself as a member of another family or families) Compare your family's 2023 annual adjusted gross income, or your family's 2024 monthly weekly income calculated on an annual basis, to the income eligibility figures listed below for your County.

4. Family Size:

3

Males:

2

Females:

1

Extremely Low- to Low-Income: 80% AMFI

Family Size	1	2	3	4	5	6	7	8	9	10	11	12
Income LESS than:	<	<	<	<	<	<	<	<	<	<	<	<
	\$44,250	\$50,600	\$56,900	\$63,200	\$68,300	\$73,350	\$78,400	\$83,450	\$88,480	\$93,536	\$98,592	\$103,648

Non-Low- and-Moderate Income: Greater than 80% AMFI

Family Size	1	2	3	4	5	6	7	8	9	10	11	12
Income MORE than:	>	>	>	>	>	>	>	>	>	>	>	>
	\$44,250	\$50,600	\$56,900	\$63,200	\$68,300	\$73,350	\$78,400	\$83,450	\$88,480	\$93,536	\$98,592	\$103,648

Race

White

Black African American

Black African American and White

Asian

Asian and White

Native Hawaiian/Other Pacific Islander

American Indian/Alaskan Native

American Indian/Alaskan Native and Black African American

American Indian/Alaskan Native and White

Other Multi-Racial

Hispanic

Non-Hispanic

3

TO BE COMPLETED BY ADMINISTRATIVE STAFF

Questionnaire Number:

50

Substituted In For:

Substituted Out For:

NOTE: Failure to correctly complete this survey (e.g. selection of an incorrect income level for family size identified) may result in its disqualification from the survey or be considered a "Non-Response". See TxCDBG Survey Methodology for specific information.

2024 TxCDBG Survey Questionnaire

Interviewers Name:

Josue Gonzalez

80% Only

Place:

St. Paul

County Name:

San Patricio

Region:

Coastal Bend 20

Respondent's Information:

Street Address:

14744 CR 728

Zip Code:

78387

Phone:

361-960 8975

Contact Attempts:

First Attempt:

Date: 8/14/24

Time: 8:04

A.M.

(P.M.)

Second Attempt:

Date:

Time:

A.M.

P.M.

Response

(Circle ONE)

Non-Response

Vacancy

1. Including yourself, how many people usually live in this unit?

2

2. Including yourself, how many people in your family usually live in this unit?

2

3. Do any other families live in this unit?

(Circle)

Yes

No

If yes, please complete an additional questionnaire for each family that lives in this unit. (Note: Do not include yourself as a member of another family or families.) Compare your family's 2023 annual adjusted gross income, or your family's 2024 monthly weekly income calculated on an annual basis, to the income eligibility figures listed below for your County.

4. Family Size:

2

Males:

1

Females:

1

Extremely Low- to Low-Income: < 80% AIF

Family Size	1	2	3	4	5	6	7	8	9	10	11	12
Income LESS than:	< \$44,250	< \$50,600	< \$56,900	< \$63,200	< \$68,300	< \$73,350	< \$78,400	< \$83,450	< \$88,480	< \$93,536	< \$98,592	< \$103,648

Non-Low- and-Moderate Income: Greater than 80% AIF

Family Size	1	2	3	4	5	6	7	8	9	10	11	12
Income MORE than:	> \$44,250	> \$50,600	> \$56,900	> \$63,200	> \$68,300	> \$73,350	> \$78,400	> \$83,450	> \$88,480	> \$93,536	> \$98,592	> \$103,648

Race

White

Black African American

Black African American and White

Asian

Asian and White

Native Hawaiian/Other Pacific Islander

American Indian/Alaskan Native

American Indian/Alaskan Native and Black African American

American Indian/Alaskan Native and White

Other Multi-Racial

Hispanic

Non-Hispanic

2

TO BE COMPLETED BY ADMINISTRATIVE STAFF

Questionnaire Number:

51

Substituted In For:

Substituted Out For:

NOTE: Failure to correctly complete this survey (e.g. selection of an incorrect income level for family size identified) may result in its disqualification from the survey or be considered a "Non-Response". See TxCDBG Survey Methodology for specific information.

2024 TxCDBG Survey Questionnaire

Interviewers Name: Josue Gonzalez

80% Only

Place:

St. Paul

County Name:

San Patricio

Region:

Coastal Bend 20

Respondent's Information:

Street Address:

14306 cr 732

Zip Code:

78387

Phone:

361-774-7794

Contact Attempts:

First Attempt:

Date: 8/14/24

Time: 12:14

A.M.

P.M.

(Circle ONE)

Second Attempt:

Date: _____

Time: _____

A.M.

P.M.

Response

Non-Response

Vacancy

1. Including yourself, how many people usually live in this unit?

4

2. Including yourself, how many people in your family usually live in this unit?

4

3. Do any other families live in this unit?

(Circle)

Yes

No

If yes, please complete an additional questionnaire for each family that lives in this unit. (Note: Do not include yourself as a member of another family or families.)

Compare your family's 2023 annual adjusted gross income, or your family's 2024 monthly / weekly income calculated on an annual basis, to the income eligibility figures listed below for your County.

4. Family Size:

4

Males:

3

Females:

1

Extremely Low- to Low-Income: <80% AMFI

Family Size	1	2	3	4	5	6	7	8	9	10	11	12
Income LESS than:	< \$44,250	< \$50,600	< \$56,900	< \$63,200	< \$68,300	< \$73,350	< \$78,400	< \$83,450	< \$88,480	< \$93,536	< \$98,592	< \$103,648

Non-Low- and-Moderate Income: Greater than 80% AMFI

Family Size	1	2	3	4	5	6	7	8	9	10	11	12
Income MORE than:	> \$44,250	> \$50,600	> \$56,900	> <u>\$63,200</u>	> \$68,300	> \$73,350	> \$78,400	> \$83,450	> \$88,480	> \$93,536	> \$98,592	> \$103,648

Race

White

Hispanic

Non-Hispanic

Black/African American

Black African American and White

Asian

Asian and White

Native Hawaiian/Other Pacific Islander

American Indian/Alaskan Native

American Indian/Alaskan Native and Black African American

American Indian/Alaskan Native and White

Other Multi-Racial

TO BE COMPLETED BY ADMINISTRATIVE STAFF

Questionnaire Number:

1052

Substituted In For:

Substituted Out For:

NOTE: Failure to correctly complete this survey (e.g. selection of an incorrect income level for family size identified) may result in its disqualification from the survey or be considered a "Non-Response". See TxCDBG Survey Methodology for specific information.

2024 TxCDBG Survey Questionnaire

80% Only

Interviewers Name: Josue Gonzalez

Place:

St. Paul

County Name:

San Patricio

Region:

Coastal Bend 20

Respondent's Information:

Street Address:

14348 Cr732

Zip Code:

78387

Phone:

361-389-1399

Contact Attempts:

First Attempt:

Date: 8/4/24

Time: 2:05

A.M.

(P.M.)

Second Attempt:

Date: _____

Time: _____

A.M.

P.M.

(Circle ONE)

Response

Non-Response

Vacancy

1. Including yourself, how many people usually live in this unit?

2

2. Including yourself, how many people in your family usually live in this unit?

2

3. Do any other families live in this unit?

(Circle)

Yes

No

If yes, please complete an additional questionnaire for each family that lives in this unit. (Note: Do not include yourself as a member of another family or families.)

Compare your family's 2023 annual adjusted gross income, or your family's 2024 monthly / weekly income calculated on an annual basis, to the income eligibility figures listed below for your County.

4. Family Size:

2

Males:

2

Females: _____

Extremely Low- to Low-Income: <80% AMFI

Family Size	1	2	3	4	5	6	7	8	9	10	11	12
Income LESS than:	< \$44,250	< <u>\$50,600</u>	< \$56,900	< \$63,200	< \$68,300	< \$73,350	< \$78,400	< \$83,450	< \$88,480	< \$93,536	< \$98,592	< \$103,648

Non-Low- and-Moderate Income: Greater than 80% AMFI

Family Size	1	2	3	4	5	6	7	8	9	10	11	12
Income MORE than:	> \$44,250	> <u>\$50,600</u>	> \$56,900	> \$63,200	> \$68,300	> \$73,350	> \$78,400	> \$83,450	> \$88,480	> \$93,536	> \$98,592	> \$103,648

Race

White

Hispanic

Non-Hispanic

Black African American

2

Black African American and White

Asian

Asian and White

Native Hawaiian/Other Pacific Islander

American Indian/Alaskan Native

American Indian/Alaskan Native and Black African American

American Indian/Alaskan Native and White

Other Multi-Racial

TO BE COMPLETED BY ADMINISTRATIVE STAFF

Questionnaire Number:

53

Substituted In For:

Substituted Out For:

NOTE: Failure to correctly complete this survey (e.g. selection of an incorrect income level for family size identified) may result in its disqualification from the survey or be considered a "Non-Response". See TxCDBG Survey Methodology for specific information.

2024 TxCDBG Survey Questionnaire

Interviewers Name: Josue Gonzalez

80% Only

Place:

St. Paul

County Name:

San Patricio

Region:

Coastal Bend 20

Respondent's Information: 14374

Street Address: 14374 Cr 732

Zip Code: 78387

Phone: 361-424-0287

Contact Attempts:

First Attempt:

Date: 8/4/24

Time: 2:00

A.M.

(P.M.)

(Circle ONE)

Second Attempt:

Date: _____

Time: _____

A.M.

P.M.

Response

Non-Response

Vacancy

1. Including yourself, how many people usually live in this unit?

3

2. Including yourself, how many people in your family usually live in this unit?

3

3. Do any other families live in this unit?

(Circle)

Yes

(No)

If yes, please complete an additional questionnaire for each family that lives in this unit. (Note: Do not include yourself as a member of another family or families.)

Compare your family's 2023 annual adjusted gross income, or your family's 2024 monthly / weekly income calculated on an annual basis, to the income eligibility figures listed below for your County.

4. Family Size: 3

Males: _____

Females: 3

Extremely Low- to Low-Income: <80% AMFI

Family Size	1	2	3	4	5	6	7	8	9	10	11	12
Income LESS than:	< \$44,250	< \$50,600	<u>< \$56,900</u>	<u>< \$63,200</u>	< \$68,300	< \$73,350	< \$78,400	< \$83,450	< \$88,480	< \$93,536	< \$98,592	< \$103,648

Non-Low- and-Moderate Income: Greater than 80% AMFI

Family Size	1	2	3	4	5	6	7	8	9	10	11	12
Income MORE than:	> \$44,250	> \$50,600	> \$56,900	> \$63,200	> \$68,300	> \$73,350	> \$78,400	> \$83,450	> \$88,480	> \$93,536	> \$98,592	> \$103,648

Race

White

Hispanic

Non-Hispanic

Black African American

Black African American and White

Asian

Asian and White

Native Hawaiian/Other Pacific Islander

American Indian/Alaskan Native

American Indian/Alaskan Native and Black African American

American Indian/Alaskan Native and White

Other Multi-Racial

TO BE COMPLETED BY ADMINISTRATIVE STAFF

Questionnaire Number: 54

Substituted In For: _____

Substituted Out For: _____

NOTE: Failure to correctly complete this survey (e.g. selection of an incorrect income level for family size identified) may result in its disqualification from the survey or be considered a "Non-Response". See TxCDBG Survey Methodology for specific information.

2024 TxCDBG Survey Questionnaire

80% Only

Interviewers Name: Isue Gonzalez

Place:

St. Paul

County Name:

San Patricio

Region:

Coastal Bend 20

Respondent's Information:

Street Address:

14386 cr 732

Zip Code:

78327

Phone:

361 945-3863

Contact Attempts:

First Attempt:

Date: 8/4/24

Time: 6:39

A.M.

P.M.

(Circle ONE)

Second Attempt:

Date: _____

Time: _____

A.M.

P.M.

Response

Non-Response

Vacancy

1. Including yourself, how many people usually live in this unit?

5

2. Including yourself, how many people in your family usually live in this unit?

5

3. Do any other families live in this unit?

(Circle)

Yes

No

If yes, please complete an additional questionnaire for each family that lives in this unit. (Note: Do not include yourself as a member of another family or families.) Compare your family's 2023 annual adjusted gross income, or your family's 2024 monthly / weekly income calculated on an annual basis, to the income eligibility figures listed below for your County.

4. Family Size:

5

Males:

Females: 5

Extremely Low- to Low-Income: <80% AMFI

Family Size	1	2	3	4	5	6	7	8	9	10	11	12
Income LESS than:	< \$44,250	< \$50,600	< \$56,900	< \$63,200	< \$68,300	< \$73,350	< \$78,400	< \$83,450	< \$88,480	< \$93,536	< \$98,592	< \$103,648

Non-Low- and-Moderate Income: Greater than 80% AMFI

Family Size	1	2	3	4	5	6	7	8	9	10	11	12
Income MORE than:	> \$44,250	> \$50,600	> \$56,900	> <u>\$63,200</u>	> \$68,300	> \$73,350	> \$78,400	> \$83,450	> \$88,480	> \$93,536	> \$98,592	> \$103,648

Race

White

Hispanic

Non-Hispanic

Black African American

Black African American and White

Asian

Asian and White

Native Hawaiian/Other Pacific Islander

American Indian/Alaskan Native

American Indian/Alaskan Native and Black African American

American Indian/Alaskan Native and White

Other Multi-Racial

TO BE COMPLETED BY ADMINISTRATIVE STAFF

Questionnaire Number:

55

Substituted In For:

Substituted Out For:

NOTE: Failure to correctly complete this survey (e.g. selection of an incorrect income level for family size identified) may result in its disqualification from the survey or be considered a "Non-Response". See TxCDBG Survey Methodology for specific information.

2024 TxCDBG Survey Questionnaire

Interviewers Name: _____

80% Only

Place:

St. Paul

County Name:

San Patricio

Region:

Coastal Bend 20

Respondent's Information:

Street Address:

14417 CR 732

Zip Code:

78387

Phone:

361-944 4579

Contact Attempts:

First Attempt:

Date:

8-20-24

Time:

7:34

A.M.

P.M.

(Circle)

☒

Second Attempt:

Date:

Time:

A.M.

P.M.

Response

Non-Response

Vacancy

☒

☐

☐

(Circle ONE)

1. Including yourself, how many people usually live in this unit?

2. Including yourself, how many people in your family usually live in this unit?

3. Do any other families live in this unit?

(Circle)

Yes

No

If yes, please complete an additional questionnaire for each family that lives in this unit. (Note: Do not include yourself as a member of another family or families.) Compare your family's 2023 annual adjusted gross income, or your family's 2024 monthly / weekly income calculated on an annual basis, to the income eligibility figures listed below for your County.

4. Family Size:

1

Males:

1

Females:

1

Extremely Low- to Low-Income: <80% AMFI

Family Size	1	2	3	4	5	6	7	8	9	10	11	12
Income LESS than:	<	<	<	<	<	<	<	<	<	<	<	<
	\$44,250	\$50,600	\$56,900	\$63,200	\$68,300	\$73,350	\$78,400	\$83,450	\$88,480	\$93,536	\$98,592	\$103,648

Non-Low- and-Moderate Income: Greater than 80% AMFI

Family Size	1	2	3	4	5	6	7	8	9	10	11	12
Income MORE than:	>	>	>	>	>	>	>	>	>	>	>	>
	\$44,250	\$50,600	\$56,900	\$63,200	\$68,300	\$73,350	\$78,400	\$83,450	\$88,480	\$93,536	\$98,592	\$103,648

Race	Hispanic	Non-Hispanic
White	<input checked="" type="radio"/>	
Black African American		
Black African American and White		
Asian		
Asian and White		
Native Hawaiian/Other Pacific Islander		
American Indian/Alaskan Native		
American Indian/Alaskan Native and Black African American		
American Indian/Alaskan Native and White		
Other Multi-Racial		

TO BE COMPLETED BY ADMINISTRATIVE STAFF

Questionnaire Number:

57

Substituted In For:

Substituted Out For:

NOTE: Failure to correctly complete this survey (e.g. selection of an incorrect income level for family size identified) may result in its disqualification from the survey or be considered a "Non-Response". See TxCDBG Survey Methodology for specific information.

2024 TxCDBG Survey Questionnaire

Interviewers Name: Josue Gonzalez

80% Only

Place:

St. Paul

County Name:

San Patricio

Region:

Coastal Bend 20

Respondent's Information:

Street Address:

14421 CR 732

Zip Code:

78387

Phone:

361-944 1579

Contact Attempts:

First Attempt:

Date: 8-20-24

Time: 1:57

A.M.

P.M.

(Circle)

P.M.

Second Attempt:

Date: _____

Time: _____

A.M.

P.M.

Response

Non-Response

Vacancy

(Circle ONE)

2

2

(Circle)

Yes

No

1. Including yourself, how many people usually live in this unit?

2. Including yourself, how many people in your family usually live in this unit?

3. Do any other families live in this unit?

If yes, please complete an additional questionnaire for each family that lives in this unit. (Note: Do not include yourself as a member of another family or families.) Compare your family's 2023 annual adjusted gross income, or your family's 2024 monthly / weekly income calculated on an annual basis, to the income eligibility figures listed below for your County.

4. Family Size:

2

Males:

1

Females:

1

Extremely Low- to Low-Income: <80% AMFI

Family Size	1	2	3	4	5	6	7	8	9	10	11	12
Income LESS than:	<	<	<	<	<	<	<	<	<	<	<	<
	\$44,250	\$50,600	\$56,900	\$63,200	\$68,300	\$73,350	\$78,400	\$83,450	\$88,480	\$93,536	\$98,592	\$103,648

Non-Low- and-Moderate Income: Greater than 80% AMFI

Family Size	1	2	3	4	5	6	7	8	9	10	11	12
Income MORE than:	>	>	>	>	>	>	>	>	>	>	>	>
	\$44,250	\$50,600	\$56,900	\$63,200	\$68,300	\$73,350	\$78,400	\$83,450	\$88,480	\$93,536	\$98,592	\$103,648

Race	Hispanic	Non-Hispanic
White	<u>2</u>	
Black African American		
Black African American and White		
Asian		
Asian and White		
Native Hawaiian/Other Pacific Islander		
American Indian/Alaskan Native		
American Indian/Alaskan Native and Black African American		
American Indian/Alaskan Native and White		
Other Multi-Racial		

TO BE COMPLETED BY ADMINISTRATIVE STAFF

Questionnaire Number:

58

Substituted In For:

Substituted Out For:

NOTE: Failure to correctly complete this survey (e.g. selection of an incorrect income level for family size identified) may result in its disqualification from the survey or be considered a "Non-Response". See TxCDBG Survey Methodology for specific information.

2024 TxCDBG Survey Questionnaire

Interviewers Name: Josine Gonzalez

80% Only

Place:

St. Paul

County Name:

San Patricio

Region:

Coastal Bend 20

Respondent's Information:

Street Address:

14448 Cr 732

Zip Code:

78387

Phone:

361-437-9348

Contact Attempts:

First Attempt:

Date: 8/5/24

Time: 8:08

A.M.

(Circle) P.M.

Second Attempt:

Date: _____

Time: _____

A.M.

P.M.

(Circle ONE) Response

Non-Response

Vacancy

1. Including yourself, how many people usually live in this unit?

4

2. Including yourself, how many people in your family usually live in this unit?

4

3. Do any other families live in this unit?

(Circle)

Yes

(No)

If yes, please complete an additional questionnaire for each family that lives in this unit. (Note: Do not include yourself as a member of another family or families.) Compare your family's 2023 annual adjusted gross income, or your family's 2024 monthly / weekly income calculated on an annual basis, to the income eligibility figures listed below for your County.

4. Family Size:

4

Males:

2

Females:

2

Extremely Low- to Low-Income: <80% AMFI

Family Size	1	2	3	4	5	6	7	8	9	10	11	12
Income LESS than:	< \$44,250	< \$50,600	< \$56,900	< \$63,200	< \$68,300	< \$73,350	< \$78,400	< \$83,450	< \$88,480	< \$93,536	< \$98,592	< \$103,648

Non-Low- and-Moderate Income: Greater than 80% AMFI

Family Size	1	2	3	4	5	6	7	8	9	10	11	12
Income MORE than:	> \$44,250	> \$50,600	> \$56,900	> \$63,200	> \$68,300	> \$73,350	> \$78,400	> \$83,450	> \$88,480	> \$93,536	> \$98,592	> \$103,648

Race

White

Hispanic

Non-Hispanic

Black African American

Black African American and White

Asian

Asian and White

Native Hawaiian/Other Pacific Islander

American Indian/Alaskan Native

American Indian/Alaskan Native and Black African American

American Indian/Alaskan Native and White

Other Multi-Racial

TO BE COMPLETED BY ADMINISTRATIVE STAFF

Questionnaire Number:

59

Substituted In For:

Substituted Out For

NOTE: Failure to correctly complete this survey (e.g. selection of an incorrect income level for family size identified) may result in its disqualification from the survey or be considered a "Non-Response". See TxCDBG Survey Methodology for specific information.

2024 TxCDBG Survey Questionnaire

80% Only

Interviewers Name:

Josue Gonzalez

Place:

St. Paul

County Name:

San Patricio

Region:

Coastal Bend 20

Respondent's Information:

Street Address:

14453 Cr 1732

Zip Code:

78387

Phone:

361-331-0713

Contact Attempts:

First Attempt:

Date:

8/21/24

Time:

6:35

A.M.

P.M.

(Circle)

Second Attempt:

Date:

Time:

A.M.

P.M.

Response

Non-Response

Vacant

(Circle ONE)

1. Including yourself, how many people usually live in this unit?

4

2. Including yourself, how many people in your family usually live in this unit?

4

3. Do any other families live in this unit?

(Circle)

Yes

No

If yes, please complete an additional questionnaire for each family that lives in this unit. (Note: Do not include yourself as a member of another family or families.) Compare your family's 2023 annual adjusted gross income, or your family's 2024 monthly weekly income calculated on an annual basis, to the income eligibility figure listed below for your County.

4. Family Size:

4

Males:

1

Females:

3

Extremely Low- to Low-Income: - 80% AMFI

Family Size	1	2	3	4	5	6	7	8	9	10	11	12
Income LESS than:	< \$44,250	< \$50,600	< \$56,900	< \$63,200	< \$68,300	< \$73,350	< \$78,400	< \$83,450	< \$88,480	< \$93,536	< \$98,592	< \$103,648

Non-Low- and-Moderate Income: Greater than 80% AMFI

Family Size	1	2	3	4	5	6	7	8	9	10	11	12
Income MORE than:	> \$44,250	> \$50,600	> \$56,900	> \$63,200	> \$68,300	> \$73,350	> \$78,400	> \$83,450	> \$88,480	> \$93,536	> \$98,592	> \$103,648

Race

Hispanic

Non-Hispanic

White

4

Black African American

Black African American and White

Asian

Asian and White

Native Hawaiian/Other Pacific Islander

American Indian/Alaskan Native

American Indian/Alaskan Native and Black African American

American Indian/Alaskan Native and White

Other Multi-Racial

TO BE COMPLETED BY ADMINISTRATIVE STAFF

Questionnaire Number:

60

Substituted In For:

Substituted Out For:

NOTE: Failure to correctly complete this survey (e.g. selection of an incorrect income level for family size identified) may result in its disqualification from the survey or be considered a "Non-Response". See TxCDBG Survey Methodology for specific information.

2024 TxCDBG Survey Questionnaire

Interviewers Name: Josue Gonzalez

80% Only

Place:

St. Paul

County Name:

San Patricio

Region:

Coastal Bend 20

Respondent's Information:

Street Address:

14516 cr 732

Zip Code:

7387

Phone:

NO phone

Contact Attempts:

First Attempt:

Date: 8/3/24

Time: 11:53

(A.M.)

P.M.

Second Attempt:

Date:

Time:

A.M.

P.M.

Response

(Circle ONE)

Non-Response

Vacancy

1. Including yourself, how many people usually live in this unit?

2. Including yourself, how many people in your family usually live in this unit?

3. Do any other families live in this unit?

(Circle)

Yes

(No)

If yes, please complete an additional questionnaire for each family that lives in this unit. (Note: Do not include yourself as a member of another family or families.) Compare your family's 2023 annual adjusted gross income, or your family's 2024 monthly / weekly income calculated on an annual basis, to the income eligibility figures listed below for your County.

4. Family Size:

Males:

Females:

Extremely Low- to Low-Income: <80% AMFI

Family Size	1	2	3	4	5	6	7	8	9	10	11	12
Income LESS than:	< \$44,250	< \$50,600	< \$56,900	< \$63,200	< \$68,300	< \$73,350	< \$78,400	< \$83,450	< \$88,480	< \$93,536	< \$98,592	< \$103,648

Non-Low- and-Moderate Income: Greater than 80% AMFI

Family Size	1	2	3	4	5	6	7	8	9	10	11	12
Income MORE than:	> \$44,250	> \$50,600	> \$56,900	> \$63,200	> \$68,300	> \$73,350	> \$78,400	> \$83,450	> \$88,480	> \$93,536	> \$98,592	> \$103,648

Race

White

Black African American

Black African American and White

Asian

Asian and White

Native Hawaiian/Other Pacific Islander

American Indian/Alaskan Native

American Indian/Alaskan Native and Black African American

American Indian/Alaskan Native and White

Other Multi-Racial

Hispanic

Non-Hispanic

TO BE COMPLETED BY ADMINISTRATIVE STAFF

Questionnaire Number:

61

Substituted In For:

Substituted Out For:

NOTE: Failure to correctly complete this survey (e.g. selection of an incorrect income level for family size identified) may result in its disqualification from the survey or be considered a "Non-Response". See TxCDBG Survey Methodology for specific information.

2024 TxCDBG Survey Questionnaire

Interviewers Name: Josue Gonzalez

80% Only

Place:

St. Paul

County Name:

San Patricio

Region:

Coastal Bend 20

Respondent's Information:

Street Address:

14573 CR 732

Zip Code:

78387

Phone:

361-3642382

Contact Attempts:

First Attempt:

Date: 8-5-24

Time: 5:20

A.M.

P.M.

(Circle)

(Circle ONE)

Second Attempt:

Date:

Time:

A.M.

P.M.

Response

Non-Response

Vacancy

1. Including yourself, how many people usually live in this unit?

2. Including yourself, how many people in your family usually live in this unit?

3. Do any other families live in this unit?

(Circle)

Yes

No

If yes, please complete an additional questionnaire for each family that lives in this unit. (Note: Do not include yourself as a member of another family or families.) Compare your family's 2023 annual adjusted gross income, or your family's 2024 monthly / weekly income calculated on an annual basis, to the income eligibility figures listed below for your County.

4. Family Size:

1

Males:

Females:

1

Extremely Low- to Low-Income: <80% AMFI

Family Size	1	2	3	4	5	6	7	8	9	10	11	12
Income LESS than:	< \$44,250	< \$50,600	< \$56,900	< \$63,200	< \$68,300	< \$73,350	< \$78,400	< \$83,450	< \$88,480	< \$93,536	< \$98,592	< \$103,648

Non-Low- and-Moderate Income: Greater than 80% AMFI

Family Size	1	2	3	4	5	6	7	8	9	10	11	12
Income MORE than:	> \$44,250	> \$50,600	> \$56,900	> \$63,200	> \$68,300	> \$73,350	> \$78,400	> \$83,450	> \$88,480	> \$93,536	> \$98,592	> \$103,648

Race

Hispanic

Non-Hispanic

White

Black African American

Black African American and White

Asian

Asian and White

Native Hawaiian/Other Pacific Islander

American Indian/Alaskan Native

American Indian/Alaskan Native and Black African American

American Indian/Alaskan Native and White

Other Multi-Racial

TO BE COMPLETED BY ADMINISTRATIVE STAFF

Questionnaire Number:

Substituted In For:

Substituted Out For:

62

NOTE: Failure to correctly complete this survey (e.g. selection of an incorrect income level for family size identified) may result in its disqualification from the survey or be considered a "Non-Response". See TxCDBG Survey Methodology for specific information.

2024 TxCDBG Survey Questionnaire
80% Only

Interviewers Name: Josue Gonzalez

Place: St. Paul

County Name: San Patricio

Region: Coastal Bend 20

Respondent's Information:

Street Address: 14557 CR 732 Zip Code: 78387 Phone: 361-249-3762

Contact Attempts:

First Attempt: Date: 8/22/24 Time: 4:28 A.M. P.M.
Second Attempt: Date: _____ Time: _____ A.M. P.M.

(Circle ONE)
Response Non-Response Vacancy

1. Including yourself, how many people usually live in this unit?
2. Including yourself, how many people in your family usually live in this unit?
3. Do any other families live in this unit?

(Circle) Yes No

If yes, please complete an additional questionnaire for each family that lives in this unit. (Note: Do not include yourself as a member of another family or families.) Compare your family's 2023 annual adjusted gross income, or your family's 2024 monthly / weekly income calculated on an annual basis, to the income eligibility figures listed below for your County.

4. Family Size: 1 Males: _____ Females: 1

Extremely Low- to Low-Income: <80% AMFI

Family Size	1	2	3	4	5	6	7	8	9	10	11	12
Income LESS than:	\$44,250	\$50,600	\$56,900	\$63,200	\$68,300	\$73,350	\$78,400	\$83,450	\$88,480	\$93,536	\$98,592	\$103,648

Non-Low- and-Moderate Income: Greater than 80% AMFI

Family Size	1	2	3	4	5	6	7	8	9	10	11	12
Income MORE than:	\$44,250	\$50,600	\$56,900	\$63,200	\$68,300	\$73,350	\$78,400	\$83,450	\$88,480	\$93,536	\$98,592	\$103,648

Race	Hispanic	Non-Hispanic
White		
Black African American		
Black African American and White		
Asian		
Asian and White		
Native Hawaiian/Other Pacific Islander		
American Indian/Alaskan Native		
American Indian/Alaskan Native and Black African American		
American Indian/Alaskan Native and White		
Other Multi-Racial		

TO BE COMPLETED BY ADMINISTRATIVE STAFF

Questionnaire Number:

63

Substituted In For:

Substituted Out For:

NOTE: Failure to correctly complete this survey (e.g. selection of an incorrect income level for family size identified) may result in its disqualification from the survey or be considered a "Non-Response". See TxCDBG Survey Methodology for specific information.

2024 TxCDBG Survey Questionnaire

Interviewers Name: Josue Gonzalez

80% Only.

Place:

St. Paul

County Name:

San Patricio

Region:

Coastal Bend 20

Respondent's Information:

Street Address:

14706 CR-732

Zip Code:

78387

Phone:

361-633-3463

Contact Attempts:

First Attempt:

Date: 8/14/24

Time: 8:09

A.M.

P.M.

Second Attempt:

Date: _____

Time: _____

A.M.

P.M.

(Circle)

(Circle ONE)

Response

Non-Response

Vacancy

1. Including yourself, how many people usually live in this unit?

6

2. Including yourself, how many people in your family usually live in this unit?

6

3. Do any other families live in this unit?

(Circle)

Yes

No

If yes, please complete an additional questionnaire for each family that lives in this unit. (Note: Do not include yourself as a member of another family or families.) Compare your family's 2023 annual adjusted gross income, or your family's 2024 monthly weekly income calculated on an annual basis, to the income eligibility figures listed below for your County:

4. Family Size:

6

Males:

2

Females:

4

Extremely Low- to Low-Income: < 80% AMFI

Family Size	1	2	3	4	5	6	7	8	9	10	11	12
Income LESS than:	< \$44,250	< \$50,600	< \$56,900	< \$63,200	< \$68,300	< <u>\$73,350</u>	< \$78,400	< \$83,450	< \$88,480	< \$93,536	< \$98,592	< \$103,648

Non-Low- and-Moderate Income: Greater than 80% AMFI

Family Size	1	2	3	4	5	6	7	8	9	10	11	12
Income MORE than:	> \$44,250	> \$50,600	> \$56,900	> \$63,200	> \$68,300	> \$73,350	> \$78,400	> \$83,450	> \$88,480	> \$93,536	> \$98,592	> \$103,648

Race

White

Black African American

Black African American and White

Asian

Asian and White

Native Hawaiian/Other Pacific Islander

American Indian/Alaskan Native

American Indian/Alaskan Native and Black African American

American Indian/Alaskan Native and White

Other Multi-Racial

Hispanic

Non-Hispanic

6

TO BE COMPLETED BY ADMINISTRATIVE STAFF

Questionnaire Number:

64

Substituted In For:

Substituted Out For:

NOTE: Failure to correctly complete this survey (e.g. selection of an incorrect income level for family size identified) may result in its disqualification from the survey or be considered a "Non-Response". See TxCDBG Survey Methodology for specific information.

2024 TxCDBG Survey Questionnaire
80% Only

Interviewers Name: Sandy Stewart

Place:

St. Paul

County Name:

San Patricio

Region:

Coastal Bend 20

Respondent's Information:

Vacant House

Street Address:

14345 CR 740

Zip Code:

78387

Phone: _____

Contact Attempts:

(Circle)

First Attempt:

Date: _____

Time: _____

A.M.

P.M.

Second Attempt:

Date: _____

Time: _____

A.M.

P.M.

(Circle ONE)

Response

Non-Response

Vacancy

1. Including yourself, how many people usually live in this unit?

2. Including yourself, how many people in your family usually live in this unit?

3. Do any other families live in this unit?

(Circle)

Yes

No

If yes, please complete an additional questionnaire for each family that lives in this unit. (Note: Do not include yourself as a member of another family or families.) Compare your family's 2023 annual adjusted gross income, or your family's 2024 monthly weekly income calculated on an annual basis, to the income eligibility figures listed below for your County:

4. Family Size: _____

Males: _____

Females: _____

Extremely Low- to Low-Income: < 80% AIFI

Family Size	1	2	3	4	5	6	7	8	9	10	11	12
Income LESS than:	< \$44,250	< \$50,600	< \$56,900	< \$63,200	< \$68,300	< \$73,350	< \$78,400	< \$83,450	< \$88,480	< \$93,536	< \$98,592	< \$103,648

Non-Low- and-Moderate Income: Greater than 80% AIFI

Family Size	1	2	3	4	5	6	7	8	9	10	11	12
Income MORE than:	> \$44,250	> \$50,600	> \$56,900	> \$63,200	> \$68,300	> \$73,350	> \$78,400	> \$83,450	> \$88,480	> \$93,536	> \$98,592	> \$103,648

Race

Hispanic

Non-Hispanic

White

Black African American

Black African American and White

Asian

Asian and White

Native Hawaiian/Other Pacific Islander

American Indian/Alaskan Native

American Indian/Alaskan Native and Black African American

American Indian/Alaskan Native and White

Other Multi-Racial

TO BE COMPLETED BY ADMINISTRATIVE STAFF

Questionnaire Number:

65

Substituted In For: _____

Substituted Out For: _____

NOTE: Failure to correctly complete this survey (e.g. selection of an incorrect income level for family size identified) may result in its disqualification from the survey or be considered a "Non-Response". See TxCDBG Survey Methodology for specific information.

2024 TxCDBG Survey Questionnaire

80% Only

Interviewers Name:

Dosue Gonzalez

Place:

St. Paul

County Name:

San Patricio

Region:

Coastal Bend 20

Respondent's Information:

Street Address:

14338 Cr 744

Zip Code:

78387

Phone:

361-683-0323

Contact Attempts:

First Attempt:

Date: 8/11/24

Time: 4:51

A.M.

P.M.

Second Attempt:

Date:

Time:

A.M.

P.M.

(Circle)

(Circle ONE)

Response

Non-Response

Vacancy

1. Including yourself, how many people usually live in this unit?

2

2. Including yourself, how many people in your family usually live in this unit?

2

3. Do any other families live in this unit?

(Circle)

Yes

No

If yes, please complete an additional questionnaire for each family that lives in this unit. (Note: Do not include yourself as a member of another family or families.) Compare your family's 2023 annual adjusted gross income, or your family's 2024 monthly weekly income calculated on an annual basis, to the income eligibility figures listed below for your County.

4. Family Size:

2

Males:

Females:

Extremely Low- to Low-Income: <80% AMFI

Family Size	1	2	3	4	5	6	7	8	9	10	11	12
Income LESS than:	< \$44,250	< \$50,600	< \$56,900	< \$63,200	< \$68,300	< \$73,350	< \$78,400	< \$83,450	< \$88,480	< \$93,536	< \$98,592	< \$103,648

Non-Low- and-Moderate Income: Greater than 80% AMFI

Family Size	1	2	3	4	5	6	7	8	9	10	11	12
Income MORE than:	> \$44,250	> \$50,600	> \$56,900	> \$63,200	> \$68,300	> \$73,350	> \$78,400	> \$83,450	> \$88,480	> \$93,536	> \$98,592	> \$103,648

Race

White

Black African American

Black African American and White

Asian

Asian and White

Native Hawaiian/Other Pacific Islander

American Indian/Alaskan Native

American Indian/Alaskan Native and Black African American

American Indian/Alaskan Native and White

Other Multi-Racial

Hispanic

Non-Hispanic

TO BE COMPLETED BY ADMINISTRATIVE STAFF

Questionnaire Number:

66

Substituted In For:

Substituted Out For:

NOTE: Failure to correctly complete this survey (e.g. selection of an incorrect income level for family size identified) may result in its disqualification from the survey or be considered a "Non-Response". See TxCDBG Survey Methodology for specific information.

2024 TxCDBG Survey Questionnaire
80% Only

Interviewers Name:

Josue Gonzalez

Place:

St. Paul

County Name:

San Patricio

Region:

Coastal Bend 20

Respondent's Information:

Street Address:

1434 W. Cr 744

Zip Code:

78387

Phone:

No phone

Contact Attempts:

First Attempt:

Date: _____

Time: 4:57

A.M.

P.M.

Second Attempt:

Date: _____

Time: _____

A.M.

P.M.

(Circle)

(Circle ONE)

Response

Non-Response

Vacancy

1. Including yourself, how many people usually live in this unit?

2. Including yourself, how many people in your family usually live in this unit?

3. Do any other families live in this unit?

(Circle) Yes

No

If yes, please complete an additional questionnaire for each family that lives in this unit. (Note: Do not include yourself as a member of another family or families.) Compare your family's 2023 annual adjusted gross income, or your family's 2024 monthly weekly income calculated on an annual basis, to the income eligibility figures listed below for your County:

4. Family Size:

1

Males: _____

Females: 1

Extremely Low- to Low-Income: < 80% AMFI

Family Size	<u>1</u>	<u>2</u>	<u>3</u>	<u>4</u>	<u>5</u>	<u>6</u>	<u>7</u>	<u>8</u>	<u>9</u>	<u>10</u>	<u>11</u>	<u>12</u>
Income LESS than:	< \$44,250	< \$50,600	< \$56,900	< \$63,200	< \$68,300	< \$73,350	< \$78,400	< \$83,450	< \$88,480	< \$93,536	< \$98,592	< \$103,648

Non-Low- and-Moderate Income: Greater than 80% AMFI

Family Size	<u>1</u>	<u>2</u>	<u>3</u>	<u>4</u>	<u>5</u>	<u>6</u>	<u>7</u>	<u>8</u>	<u>9</u>	<u>10</u>	<u>11</u>	<u>12</u>
Income MORE than:	> \$44,250	> \$50,600	> \$56,900	> \$63,200	> \$68,300	> \$73,350	> \$78,400	> \$83,450	> \$88,480	> \$93,536	> \$98,592	> \$103,648

Race

White

Black African American

Black African American and White

Asian

Asian and White

Native Hawaiian/Other Pacific Islander

American Indian/Alaskan Native

American Indian/Alaskan Native and Black African American

American Indian/Alaskan Native and White

Other Multi-Racial

Hispanic

Non-Hispanic

TO BE COMPLETED BY ADMINISTRATIVE STAFF

Questionnaire Number:

67

Substituted In For:

Substituted Out For:

NOTE: Failure to correctly complete this survey (e.g. selection of an incorrect income level for family size identified) may result in its disqualification from the survey or be considered a "Non-Response". See TxCDBG Survey Methodology for specific information.

2024 TxCDBG Survey Questionnaire

80% Only

Interviewers Name: Sandy Stewart

Place:

St. Paul

County Name:

San Patricio

Region:

Coastal Bend 20

Respondent's Information:

Street Address: 14316 CR 748 Zip Code: 78387 Phone: 361-537-0740

Contact Attempts:

First Attempt: Date: 8/22/24 Time: 6:54 A.M. (P.M.)

Second Attempt: Date: 8/22/24 Time: 7:02 A.M. (P.M.)

(Circle ONE)
Response Non-Response Vacancy

1. Including yourself, how many people usually live in this unit?

6

2. Including yourself, how many people in your family usually live in this unit?

6

3. Do any other families live in this unit?

(Circle) Yes (No)

If yes, please complete an additional questionnaire for each family that lives in this unit. (Note: Do not include yourself as a member of another family or families.) Compare your family's 2023 annual adjusted gross income, or your family's 2024 monthly / weekly income calculated on an annual basis, to the income eligibility figures listed below for your County.

4. Family Size: 6

Males: 4 Females: 2

Extremely Low- to Low-Income: <80% AMFI

Family Size	1	2	3	4	5	6	7	8	9	10	11	12
Income LESS than:	\$44,250	\$50,600	\$56,900	\$63,200	\$68,300	\$73,350	\$78,400	\$83,450	\$88,430	\$93,536	\$98,592	\$103,648

Non-Low- and-Moderate Income: Greater than 80% AMFI

Family Size	1	2	3	4	5	6	7	8	9	10	11	12
Income MORE than:	> \$44,250	> \$50,600	> \$56,900	> \$63,200	> \$68,300	> \$73,350	> \$78,400	> \$83,450	> \$88,430	> \$93,536	> \$98,592	> \$103,648

Race

	Hispanic	Non-Hispanic
White	<u>9</u>	
Black African American		
Black African American and White		
Asian		
Asian and White		
Native Hawaiian/Other Pacific Islander		
American Indian/Alaskan Native		
American Indian/Alaskan Native and Black African American		
American Indian/Alaskan Native and White		
Other Multi-Racial		

TO BE COMPLETED BY ADMINISTRATIVE STAFF

Questionnaire Number:

68

Substituted In For:

Substituted Out For:

NOTE: Failure to correctly complete this survey (e.g. selection of an incorrect income level for family size identified) may result in its disqualification from the survey or be considered a "Non-Response". See TxCDBG Survey Methodology for specific information.

2024 TxCDBG Survey Questionnaire

Interviewers Name: Josue Sanchez

80% Only

Place:

St. Paul

County Name:

San Patricio

Region:

Coastal Bend 20

Respondent's Information:

Street Address:

14335 Cr 754

Zip Code:

78387

Phone:

361-2295969

Contact Attempts:

First Attempt:

Date: 8/11/24

Time: 4:22

A.M.

P.M.

(Circle)

Second Attempt:

Date:

Time:

A.M.

P.M.

Response

(Circle ONE)

Non-Response

Vacancy

1. Including yourself, how many people usually live in this unit?

1

2. Including yourself, how many people in your family usually live in this unit?

1

3. Do any other families live in this unit?

(Circle)

Yes

No

If yes, please complete an additional questionnaire for each family that lives in this unit. (Note: Do not include yourself as a member of another family or families.) Compare your family's 2023 annual adjusted gross income, or your family's 2024 monthly weekly income calculated on an annual basis, to the income eligibility figures listed below for your County:

4. Family Size:

1

Males:

1

Females:

Extremely Low- to Low-Income: - 80% AMFI

Family Size	1	2	3	4	5	6	7	8	9	10	11	12
Income LESS than:	< \$44,250	< \$50,600	< \$56,900	< \$63,200	< \$68,300	< \$73,350	< \$78,400	< \$83,450	< \$88,480	< \$93,536	< \$98,592	< \$103,648

Non-Low- and-Moderate Income: Greater than 80% AMFI

Family Size	1	2	3	4	5	6	7	8	9	10	11	12
Income MORE than:	> \$44,250	> \$50,600	> \$56,900	> \$63,200	> \$68,300	> \$73,350	> \$78,400	> \$83,450	> \$88,480	> \$93,536	> \$98,592	> \$103,648

Race

White

Black African American

Black African American and White

Asian

Asian and White

Native Hawaiian/Other Pacific Islander

American Indian/Alaskan Native

American Indian/Alaskan Native and Black African American

American Indian/Alaskan Native and White

Other Multi-Racial

Hispanic

Non-Hispanic

TO BE COMPLETED BY ADMINISTRATIVE STAFF

Questionnaire Number:

69

Substituted In For:

Substituted Out For

NOTE: Failure to correctly complete this survey (e.g. selection of an incorrect income level for family size identified) may result in its disqualification from the survey or be considered a "Non-Response". See TxCDBG Survey Methodology for specific information.

2024 TxCDBG Survey Questionnaire

80% Only

Interviewers Name: Sandy Stewart

Place: St. Paul

County Name: San Patricio

Region: Coastal Bend 20

Respondent's Information:

Street Address: 14336 CR 754 Zip Code: 78387 Phone: 361-437-2902

Contact Attempts:

First Attempt: Date: 8/22/24 Time: 6:56 A.M. (P.M.)
Second Attempt: Date: _____ Time: _____ A.M. P.M.

(Circle ONE)
Response Non-Response Vacancy

1. Including yourself, how many people usually live in this unit?

2

2. Including yourself, how many people in your family usually live in this unit?

2

3. Do any other families live in this unit?

(Circle) Yes No

If yes, please complete an additional questionnaire for each family that lives in this unit. (Note: Do not include yourself as a member of another family or families.) Compare your family's 2023 annual adjusted gross income, or your family's 2024 monthly / weekly income calculated on an annual basis, to the income eligibility figures listed below for your County.

4. Family Size: 2

Males: 1 Females: 1

Extremely Low- to Low-Income: <80% AMFI

Family Size	1	2	3	4	5	6	7	8	9	10	11	12
Income LESS than:	<u><</u> \$44,250	< \$50,600	< \$56,900	< \$63,200	< \$68,300	< \$73,350	< \$78,400	< \$83,450	< \$88,480	< \$93,536	< \$98,592	< \$103,648

Non-Low- and-Moderate Income: Greater than 80% AMFI

Family Size	1	2	3	4	5	6	7	8	9	10	11	12
Income MORE than:	> \$44,250	> \$50,600	> \$56,900	> \$63,200	> \$68,300	> \$73,350	> \$78,400	> \$83,450	> \$88,480	> \$93,536	> \$98,592	> \$103,648

Race	Hispanic	Non-Hispanic
White	<u>2</u>	
Black African American		
Black African American and White		
Asian		
Asian and White		
Native Hawaiian/Other Pacific Islander		
American Indian/Alaskan Native		
American Indian/Alaskan Native and Black African American		
American Indian/Alaskan Native and White		
Other Multi-Racial		

TO BE COMPLETED BY ADMINISTRATIVE STAFF

Questionnaire Number:

70

Substituted In For:

Substituted Out For:

NOTE: Failure to correctly complete this survey (e.g. selection of an incorrect income level for family size identified) may result in its disqualification from the survey or be considered a "Non-Response". See TxCDBG Survey Methodology for specific information.

2024 TxCDBG Survey Questionnaire
80% Only

Interviewers Name:

Sandy Stewart

Place:

St. Paul

County Name:

San Patricio

Region:

Coastal Bend 20

Respondent's Information:

Street Address:

14348 CR 754

Zip Code:

78387

Phone:

210-410-7376

Contact Attempts:

(Circle)

First Attempt:

Date: 8/22/24

Time: 3:25

A.M.

P.M.

Second Attempt:

Date: _____

Time: _____

A.M.

P.M.

(Circle ONE)

Response

Non-Response

Vacancy

1. Including yourself, how many people usually live in this unit?

1

2. Including yourself, how many people in your family usually live in this unit?

1

3. Do any other families live in this unit?

(Circle)

Yes

No

If yes, please complete an additional questionnaire for each family that lives in this unit. (Note: Do not include yourself as a member of another family or families.) Compare your family's 2023 annual adjusted gross income, or your family's 2024 monthly / weekly income calculated on an annual basis, to the income eligibility figures listed below for your County.

4. Family Size:

1

Males:

1

Females:

Extremely Low- to Low-Income: <80% AMFI

Family Size	1	2	3	4	5	6	7	8	9	10	11	12
Income LESS than:	< \$44,250	< \$50,600	< \$56,900	< \$63,200	< \$68,300	< \$73,350	< \$78,400	< \$83,450	< \$88,480	< \$93,536	< \$98,592	< \$103,648

Non-Low- and Moderate Income: Greater than 80% AMFI

Family Size	1	2	3	4	5	6	7	8	9	10	11	12
Income MORE than:	> \$44,250	> \$50,600	> \$56,900	> \$63,200	> \$68,300	> \$73,350	> \$78,400	> \$83,450	> \$88,480	> \$93,536	> \$98,592	> \$103,648

Race

	Hispanic	Non-Hispanic
White		
Black African American		
Black African American and White		
Asian		
Asian and White		
Native Hawaiian/Other Pacific Islander		
American Indian/Alaskan Native		
American Indian/Alaskan Native and Black African American		
American Indian/Alaskan Native and White		
Other Multi-Racial		

TO BE COMPLETED BY ADMINISTRATIVE STAFF

Questionnaire Number:

71

Substituted In For:

Substituted Out For:

NOTE: Failure to correctly complete this survey (e.g. selection of an incorrect income level for family size identified) may result in its disqualification from the survey or be considered a "Non-Response". See TxCDBG Survey Methodology for specific information.

2024 TxCDBG Survey Questionnaire

Interviewers Name: Josue Gonzalez

80% Only

Place:

St. Paul

County Name:

San Patricio

Region:

Coastal Bend 20

Respondent's Information:

Street Address:

14351 Cr 754

Zip Code:

78387

Phone:

361-437-9354

Contact Attempts:

First Attempt:

Date: 8/14/24

Time: 12:55

A.M.

P.M.

(Circle ONE)

Second Attempt:

Date: _____

Time: _____

A.M.

P.M.

Response

Non-Response

Vacancy

1. Including yourself, how many people usually live in this unit?

3

2. Including yourself, how many people in your family usually live in this unit?

3

3. Do any other families live in this unit?

(Circle)

Yes

No

If yes, please complete an additional questionnaire for each family that lives in this unit. (Note: Do not include yourself as a member of another family or families.) Compare your family's 2023 annual adjusted gross income, or your family's 2024 monthly / weekly income calculated on an annual basis, to the income eligibility figures listed below for your County.

4. Family Size:

3

Males:

2

Females:

1

Extremely Low- to Low-Income: <80% AMFI

Family Size	1	2	3	4	5	6	7	8	9	10	11	12
Income LESS than:	< \$44,250	< \$50,600	< <u>\$56,900</u>	< \$63,200	< \$68,300	< \$73,350	< \$78,400	< \$83,450	< \$88,480	< \$93,536	< \$98,592	< \$103,648

Non-Low- and-Moderate Income: Greater than 80% AMFI

Family Size	1	2	3	4	5	6	7	8	9	10	11	12
Income MORE than:	> \$44,250	> \$50,600	> \$56,900	> \$63,200	> \$68,300	> \$73,350	> \$78,400	> \$83,450	> \$88,480	> \$93,536	> \$98,592	> \$103,648

Race

White

Hispanic

Non-Hispanic

Black African American

Black African American and White

Asian

Asian and White

Native Hawaiian/Other Pacific Islander

American Indian/Alaskan Native

American Indian/Alaskan Native and Black African American

American Indian/Alaskan Native and White

Other Multi-Racial

TO BE COMPLETED BY ADMINISTRATIVE STAFF

Questionnaire Number:

72-000

Substituted In For:

Substituted Out For:

NOTE: Failure to correctly complete this survey (e.g. selection of an incorrect income level for family size identified) may result in its disqualification from the survey or be considered a "Non-Response". See TxCDBG Survey Methodology for specific information.

2024 TxCDBG Survey Questionnaire

Interviewers Name: Josue Gonzalez

80% Only

Place:

St. Paul

County Name:

San Patricio

Region:

Coastal Bend 20

Respondent's Information:

Street Address:

143 66 CR754

Zip Code:

78387

Phone:

361-229-5417

Contact Attempts:

First Attempt:

Date: 8/4/24

Time: 6:28

A.M.

P.M.

(Circle ONE)

Second Attempt:

Date: _____

Time: _____

A.M.

P.M.

Response

Non-Response

Vacancy

1. Including yourself, how many people usually live in this unit?

5

2. Including yourself, how many people in your family usually live in this unit?

5

3. Do any other families live in this unit?

(Circle)

Yes

No

If yes, please complete an additional questionnaire for each family that lives in this unit. (Note: Do not include yourself as a member of another family or families.)

Compare your family's 2023 annual adjusted gross income, or your family's 2024 monthly / weekly income calculated on an annual basis, to the income eligibility figures listed below for your County.

4. Family Size:

4

Males:

1

Females:

4

Extremely Low- to Low-Income: <80% AMFI

Family Size	1	2	3	4	5	6	7	8	9	10	11	12
Income LESS than:	< \$44,250	< \$50,600	< \$56,900	< \$63,200	< \$68,300	< \$73,350	< \$78,400	< \$83,450	< \$88,480	< \$93,536	< \$98,592	< \$103,648

Non-Low- and-Moderate Income: Greater than 80% AMFI

Family Size	1	2	3	4	5	6	7	8	9	10	11	12
Income MORE than:	> \$44,250	> \$50,600	> \$56,900	> \$63,200	> \$68,300	> \$73,350	> \$78,400	> \$83,450	> \$88,480	> \$93,536	> \$98,592	> \$103,648

Race

White

Hispanic

Non-Hispanic

Black African American

Black African American and White

Asian

Asian and White

Native Hawaiian/Other Pacific Islander

American Indian/Alaskan Native

American Indian/Alaskan Native and Black African American

American Indian/Alaskan Native and White

Other Multi-Racial

TO BE COMPLETED BY ADMINISTRATIVE STAFF

Questionnaire Number:

73

Substituted In For:

Substituted Out For

NOTE: Failure to correctly complete this survey (e.g. selection of an incorrect income level for family size identified) may result in its disqualification from the survey or be considered a "Non-Response". See TxCDBG Survey Methodology for specific information.

2024 TxCDBG Survey Questionnaire

Interviewers Name: Josue Gonzalez

80% Only

Place:

St. Paul

County Name:

San Patricio

Region:

Coastal Bend 20

Respondent's Information:

Street Address:

14378 Cr 754

Zip Code:

78387

Phone:

361-437 2993

Contact Attempts:

First Attempt:

Date: 8/4/24

Time: 6:22

A.M.

P.M.

(Circle ONE)

Second Attempt:

Date:

Time:

A.M.

P.M.

Response

Non-Response

Vacancy

1. Including yourself, how many people usually live in this unit?

4

2. Including yourself, how many people in your family usually live in this unit?

3. Do any other families live in this unit?

(Circle)

Yes

No

If yes, please complete an additional questionnaire for each family that lives in this unit. (Note: Do not include yourself as a member of another family or families.) Compare your family's 2023 annual adjusted gross income, or your family's 2024 monthly / weekly income calculated on an annual basis, to the income eligibility figures listed below for your County.

4. Family Size:

4

Males:

2

Females:

2

Extremely Low- to Low-Income: <80% AMFI

Family Size	1	2	3	4	5	6	7	8	9	10	11	12
Income LESS than:	< \$44,250	< \$50,600	< \$56,900	< \$63,200	< \$68,300	< \$73,350	< \$78,400	< \$83,450	< \$88,480	< \$93,536	< \$98,592	< \$103,648

Non-Low- and-Moderate Income: Greater than 80% AMFI

Family Size	1	2	3	4	5	6	7	8	9	10	11	12
Income MORE than:	> \$44,250	> \$50,600	> \$56,900	> \$63,200	> \$68,300	> \$73,350	> \$78,400	> \$83,450	> \$88,480	> \$93,536	> \$98,592	> \$103,648

Race

White

Black African American

Black African American and White

Asian

Asian and White

Native Hawaiian/Other Pacific Islander

American Indian/Alaskan Native

American Indian/Alaskan Native and Black African American

American Indian/Alaskan Native and White

Other Multi-Racial

Hispanic

Non-Hispanic

TO BE COMPLETED BY ADMINISTRATIVE STAFF

Questionnaire Number:

74

Substituted In For:

Substituted Out For

NOTE: Failure to correctly complete this survey (e.g. selection of an incorrect income level for family size identified) may result in its disqualification from the survey or be considered a "Non-Response". See TxCDBG Survey Methodology for specific information.

2024 TxCDBG Survey Questionnaire

Interviewers Name: Jessie Gonzalez

80% Only

Place:

St. Paul

County Name:

San Patricio

Region:

Coastal Bend 20

Respondent's Information:

Street Address:

14284 Cr 756

Zip Code:

78387

Phone:

956-874-3247

Contact Attempts:

First Attempt:

Date: 8/14/24

Time: 4:12

A.M.

P.M.

Second Attempt:

Date: _____

Time: _____

A.M.

P.M.

(Circle ONE)

(Circle ONE)

Response

Non-Response

Vacancy

1. Including yourself, how many people usually live in this unit?

3

2. Including yourself, how many people in your family usually live in this unit?

3

3. Do any other families live in this unit?

(Circle)

Yes

No

If yes, please complete an additional questionnaire for each family that lives in this unit. (Note: Do not include yourself as a member of another family or families.)

Compare your family's 2023 annual adjusted gross income, or your family's 2024 monthly/weekly income calculated on an annual basis, to the income eligibility figures listed below for your County.

4. Family Size:

3

Males:

1

Females:

2

Extremely Low- to Low-Income: <80% AMFI

Family Size	1	2	3	4	5	6	7	8	9	10	11	12
Income LESS than:	<	<	<	<	<	<	<	<	<	<	<	<
	\$44,250	\$50,600	\$56,900	\$63,200	\$68,300	\$73,350	\$78,400	\$83,450	\$88,480	\$93,536	\$98,592	\$103,648

Non-Low- and-Moderate Income: Greater than 80% AMFI

Family Size	1	2	3	4	5	6	7	8	9	10	11	12
Income MORE than:	>	>	>	>	>	>	>	>	>	>	>	>
	\$44,250	\$50,600	\$56,900	\$63,200	\$68,300	\$73,350	\$78,400	\$83,450	\$88,480	\$93,536	\$98,592	\$103,648

Race

	Hispanic	Non-Hispanic
White	<u>5</u>	
Black African American		
Black African American and White		
Asian		
Asian and White		
Native Hawaiian/Other Pacific Islander		
American Indian/Alaskan Native		
American Indian/Alaskan Native and Black African American		
American Indian/Alaskan Native and White		
Other Multi-Racial		

TO BE COMPLETED BY ADMINISTRATIVE STAFF

Questionnaire Number:

75

Substituted In For:

Substituted Out For:

NOTE: Failure to correctly complete this survey (e.g. selection of an incorrect income level for family size identified) may result in its disqualification from the survey or be considered a "Non-Response". See TxCDBG Survey Methodology for specific information.

2024 TxCDBG Survey Questionnaire

Interviewers Name:

Jo sue Gonzalez

80% Only

Place:

St. Paul

County Name:

San Patricio

Region:

Coastal Bend 20

Respondent's Information:

Street Address:

14293 CR 756

Zip Code:

78381

Phone:

361-364 1485

Contact Attempts:

First Attempt:

Date: 8-20-24

Time: 7:59

A.M.

P.M.

Second Attempt:

Date:

Time:

A.M.

P.M.

Response

Non-Response

Vacancy

1. Including yourself, how many people usually live in this unit?

2

2. Including yourself, how many people in your family usually live in this unit?

2

3. Do any other families live in this unit?

(Circle)

Yes

No

If yes, please complete an additional questionnaire for each family that lives in this unit. (Note: Do not include yourself as a member of another family or families.) Compare your family's 2023 annual adjusted gross income, or your family's 2024 monthly weekly income calculated on an annual basis, to the income eligibility figures listed below for your County.

4. Family Size:

2

Males:

Females:

2

Extremely Low- to Low-Income: - 80% AMFI

Family Size	1	2	3	4	5	6	7	8	9	10	11	12
Income LESS than:	< \$44,250	< \$50,600	< \$56,900	< \$63,200	< \$68,300	< \$73,350	< \$78,400	< \$83,450	< \$88,480	< \$93,536	< \$98,592	< \$103,648

Non-Low- and-Moderate Income: Greater than 80% AMFI

Family Size	1	2	3	4	5	6	7	8	9	10	11	12
Income MORE than:	> \$44,250	> \$50,600	> \$56,900	> \$63,200	> \$68,300	> \$73,350	> \$78,400	> \$83,450	> \$88,480	> \$93,536	> \$98,592	> \$103,648

Race

Hispanic

Non-Hispanic

White

2

Black African American

Black African American and White

Asian

Asian and White

Native Hawaiian/Other Pacific Islander

American Indian/Alaskan Native

American Indian/Alaskan Native and Black African American

American Indian/Alaskan Native and White

Other Multi-Racial

TO BE COMPLETED BY ADMINISTRATIVE STAFF

Questionnaire Number:

76

Substituted In For:

Substituted Out For:

NOTE: Failure to correctly complete this survey (e.g. selection of an incorrect income level for family size identified) may result in its disqualification from the survey or be considered a "Non-Response". See TxCDBG Survey Methodology for specific information.

2024 TxCDBG Survey Questionnaire

Interviewers Name: Josue Gonzalez

80% Only

Place:

St. Paul

County Name:

San Patricio

Region:

Coastal Bend 20

Respondent's Information:

Street Address:

14303 CR 756

Zip Code:

78387

Phone:

361-587 8918

Contact Attempts:

First Attempt:

Date:

8/14/24

Time:

4:40

A.M.

P.M.

(Circle)

Second Attempt:

Date:

Time:

A.M.

P.M.

Response

Non-Response

Vacancy

(Circle ONE)

1. Including yourself, how many people usually live in this unit?

4

2. Including yourself, how many people in your family usually live in this unit?

4

3. Do any other families live in this unit?

(Circle)

Yes

No

If yes, please complete an additional questionnaire for each family that lives in this unit. (Note: Do not include yourself as a member of another family or families.) Compare your family's 2023 annual adjusted gross income, or your family's 2024 monthly / weekly income calculated on an annual basis, to the income eligibility figures listed below for your County.

4. Family Size:

4

Males:

1

Females:

3

Extremely Low- to Low-Income: <80% AMFI

Family Size	1	2	3	4	5	6	7	8	9	10	11	12
Income LESS than:	<	<	<	<	<	<	<	<	<	<	<	<
	\$44,250	\$50,600	\$56,900	\$63,200	\$68,300	\$73,350	\$78,400	\$83,450	\$88,480	\$93,536	\$98,592	\$103,648

Non-low- and-Moderate Income: Greater than 80% AMFI

Family Size	1	2	3	4	5	6	7	8	9	10	11	12
Income MORE than:	>	>	>	>	>	>	>	>	>	>	>	>
	\$44,250	\$50,600	\$56,900	\$63,200	\$68,300	\$73,350	\$78,400	\$83,450	\$88,480	\$93,536	\$98,592	\$103,648

Race:

Hispanic

Non-Hispanic

White

4

Black African American

Black African American and White

Asian

Asian and White

Native Hawaiian/Other Pacific Islander

American Indian/Alaskan Native

American Indian/Alaskan Native and Black African American

American Indian/Alaskan Native and White

Other Multi-Racial

TO BE COMPLETED BY ADMINISTRATIVE STAFF

Questionnaire Number:

Substituted In For:

Substituted Out For:

77 800

NOTE: Failure to correctly complete this survey (e.g. selection of an incorrect income level for family size identified) may result in its disqualification from the survey or be considered a "Non-Response". See TxCDBG Survey Methodology for specific information.

2024 TxCDBG Survey Questionnaire

80% Only

Interviewers Name: JOSUE GONZALEZ

Place:

St. Paul

County Name:

San Patricio

Region:

Coastal Bend 20

Respondent's Information:

Street Address:

14315 Cr 756

Zip Code:

78387

Phone:

361-441-9264

Contact Attempts:

First Attempt:

Date: 8/14/24

Time: 4:48

A.M.

P.M.

Second Attempt:

Date: _____

Time: _____

A.M.

P.M.

Response

Non-Response

Vacancy

1. Including yourself, how many people usually live in this unit?

2. Including yourself, how many people in your family usually live in this unit?

3. Do any other families live in this unit?

(Circle)

Yes

No

If yes, please complete an additional questionnaire for each family that lives in this unit. (Note: Do not include yourself as a member of another family or families.) Compare your family's 2023 annual adjusted gross income, or your family's 2024 monthly / weekly income calculated on an annual basis, to the income eligibility figures listed below for your County.

4. Family Size:

1

Males: 1

Females: _____

Extremely Low- to Low-Income: <80% AMFI

Family Size	1	2	3	4	5	6	7	8	9	10	11	12
Income LESS than:	< \$44,250	< \$50,600	< \$56,900	< \$63,200	< \$68,300	< \$73,350	< \$78,400	< \$83,450	< \$88,480	< \$93,536	< \$98,592	< \$103,648

Non-Low- and-Moderate Income: Greater than 80% AMFI

Family Size	1	2	3	4	5	6	7	8	9	10	11	12
Income MORE than:	> \$44,250	> \$50,600	> \$56,900	> \$63,200	> \$68,300	> \$73,350	> \$78,400	> \$83,450	> \$88,480	> \$93,536	> \$98,592	> \$103,648

Race

White

Hispanic

Non-Hispanic

Black African American

Black African American and White

Asian

Asian and White

Native Hawaiian/Other Pacific Islander

American Indian/Alaskan Native

American Indian/Alaskan Native and Black African American

American Indian/Alaskan Native and White

Other Multi-Racial

TO BE COMPLETED BY ADMINISTRATIVE STAFF

Questionnaire Number:

78

Substituted In For:

Substituted Out For:

NOTE: Failure to correctly complete this survey (e.g. selection of an incorrect income level for family size identified) may result in its disqualification from the survey or be considered a "Non-Response". See TxCDBG Survey Methodology for specific information.

2024 TxCDBG Survey Questionnaire

Interviewers Name: José Gonzalez

80% Only

Place:

St. Paul

County Name:

San Patricio

Region:

Coastal Bend 20

Respondent's Information:

Street Address:

14320 C1756

Zip Code:

78387

Phone:

361-364-8672

Contact Attempts:

First Attempt:

Date: 8/14/24

Time: 5:20

A.M.

P.M.

(Circle)

Second Attempt:

Date: _____

Time: _____

A.M.

P.M.

Response

Non-Response

Vacancy

(Circle ONE)

1. Including yourself, how many people usually live in this unit?

3

2. Including yourself, how many people in your family usually live in this unit?

3

3. Do any other families live in this unit?

(Circle)

Yes

No

If yes, please complete an additional questionnaire for each family that lives in this unit. (Note: Do not include yourself as a member of another family or families.) Compare your family's 2023 annual adjusted gross income, or your family's 2024 monthly / weekly income calculated on an annual basis, to the income eligibility figures listed below for your County.

4. Family Size:

3

Males:

2

Females:

1

Extremely Low- to Low-Income: <80% AMFI

Family Size	1	2	3	4	5	6	7	8	9	10	11	12
Income LESS than:	< \$44,250	< \$50,600	< \$56,900	< \$63,200	< \$68,300	< \$73,350	< \$78,400	< \$83,450	< \$88,480	< \$93,536	< \$98,592	< \$103,648

Non-Low- and-Moderate Income: Greater than 80% AMFI

Family Size	1	2	3	4	5	6	7	8	9	10	11	12
Income MORE than:	> \$44,250	> \$50,600	> \$56,900	> \$63,200	> \$68,300	> \$73,350	> \$78,400	> \$83,450	> \$88,480	> \$93,536	> \$98,592	> \$103,648

Race

White

Hispanic

Non-Hispanic

Black African American

3

Black African American and White

Asian

Asian and White

Native Hawaiian/Other Pacific Islander

American Indian/Alaskan Native

American Indian/Alaskan Native and Black African American

American Indian/Alaskan Native and White

Other Multi-Racial

TO BE COMPLETED BY ADMINISTRATIVE STAFF

Questionnaire Number:

79

Substituted In For:

Substituted Out For:

NOTE: Failure to correctly complete this survey (e.g. selection of an incorrect income level for family size identified) may result in its disqualification from the survey or be considered a "Non-Response". See TxCDBG Survey Methodology for specific information.

2024 TxCDBG Survey Questionnaire
80% Only

Interviewers Name: Josue Gonzalez

Place:

St. Paul

County Name:

San Patricio

Region:

Coastal Bend 20

Respondent's Information:

Street Address:

14325 CR 756

Zip Code:

78387

Phone:

361-229-4591

Contact Attempts:

First Attempt:

Date:

8-20-24

Time:

7:56

A.M.

P.M.

(Circle)

Second Attempt:

Date:

Time:

A.M.

P.M.

(Circle ONE)

Response

Non-Response

Vacancy

1. Including yourself, how many people usually live in this unit?

2. Including yourself, how many people in your family usually live in this unit?

3. Do any other families live in this unit?

(Circle)

Yes

No

If yes, please complete an additional questionnaire for each family that lives in this unit. (Note: Do not include yourself as a member of another family or families.) Compare your family's 2023 annual adjusted gross income, or your family's 2024 monthly / weekly income calculated on an annual basis, to the income eligibility figures listed below for your County.

4. Family Size:

3

Males:

2

Females:

1

Extremely Low- to Low-Income: <80% AMFI

Family Size	1	2	3	4	5	6	7	8	9	10	11	12
Income LESS than:	< \$44,250	< \$50,600	< \$56,900	< \$63,200	< \$68,300	< \$73,350	< \$78,400	< \$83,450	< \$88,480	< \$93,536	< \$98,592	< \$103,648

Non-Low- and-Moderate Income: Greater than 80% AMFI

Family Size	1	2	3	4	5	6	7	8	9	10	11	12
Income MORE than:	> \$44,250	> \$50,600	> \$56,900	> \$63,200	> \$68,300	> \$73,350	> \$78,400	> \$83,450	> \$88,480	> \$93,536	> \$98,592	> \$103,648

Race	Hispanic	Non-Hispanic
White	<u>3</u>	
Black African American		
Black African American and White		
Asian		
Asian and White		
Native Hawaiian/Other Pacific Islander		
American Indian/Alaskan Native		
American Indian/Alaskan Native and Black African American		
American Indian/Alaskan Native and White		
Other Multi-Racial		

TO BE COMPLETED BY ADMINISTRATIVE STAFF

Questionnaire Number:

80

Substituted In For:

Substituted Out For:

NOTE: Failure to correctly complete this survey (e.g. selection of an incorrect income level for family size identified) may result in its disqualification from the survey or be considered a "Non-Response". See TxCDBG Survey Methodology for specific information.

2024 TxCDBG Survey Questionnaire

Interviewers Name: Josue Gonzalez

80% Only

Place:

St. Paul

County Name:

San Patricio

Region:

Coastal Bend 20

Respondent's Information:

Street Address:

14328 cr 756

Zip Code:

78387

Phone:

361-424-4931

Contact Attempts:

First Attempt:

Date: 8/14/24

Time: 5:40

A.M.

P.M.

Second Attempt:

Date:

Time:

A.M.

P.M.

Response

Non-Response

Vacancy

1. Including yourself, how many people usually live in this unit?

4

2. Including yourself, how many people in your family usually live in this unit?

4

3. Do any other families live in this unit?

(Circle)

Yes

No

If yes, please complete an additional questionnaire for each family that lives in this unit. (Note: Do not include yourself as a member of another family or families.) Compare your family's 2023 annual adjusted gross income, or your family's 2024 monthly / weekly income calculated on an annual basis, to the income eligibility figures listed below for your County.

4. Family Size:

4

Males:

1

Females:

3

Extremely Low- to Low-Income: <80% AMFI

Family Size	1	2	3	4	5	6	7	8	9	10	11	12
Income LESS than:	< \$44,250	< \$50,600	< \$56,900	< \$63,200	< \$68,300	< \$73,350	< \$78,400	< \$83,450	< \$88,480	< \$93,536	< \$98,592	< \$103,648

Non-Low- and-Moderate Income: Greater than 80% AMFI

Family Size	1	2	3	4	5	6	7	8	9	10	11	12
Income MORE than:	> \$44,250	> \$50,600	> \$56,900	> \$63,200	> \$68,300	> \$73,350	> \$78,400	> \$83,450	> \$88,480	> \$93,536	> \$98,592	> \$103,648

Race

White

Black African American

Black African American and White

Asian

Asian and White

Native Hawaiian/Other Pacific Islander

American Indian/Alaskan Native

American Indian/Alaskan Native and Black African American

American Indian/Alaskan Native and White

Other Multi-Racial

Hispanic

H

Non-Hispanic

TO BE COMPLETED BY ADMINISTRATIVE STAFF

Questionnaire Number:

81

Substituted In For:

Substituted Out For:

NOTE: Failure to correctly complete this survey (e.g. selection of an incorrect income level for family size identified) may result in its disqualification from the survey or be considered a "Non-Response". See TxCDBG Survey Methodology for specific information.

2024 TxCDBG Survey Questionnaire

Interviewers Name:

Josue Gonzalez

80% Only

Place:

St. Paul

County Name:

San Patricio

Region:

Coastal Bend 20

Respondent's Information:

Street Address:

14330 CR766

Zip Code:

78387

Phone:

361-254 1451

Contact Attempts:

First Attempt:

Date: 8-13-24

Time: 7:12 PM

A.M.

P.M.

Second Attempt:

Date:

Time:

A.M.

P.M.

Response

Non-Response

Vacancy

1. Including yourself, how many people usually live in this unit?

2. Including yourself, how many people in your family usually live in this unit?

3. Do any other families live in this unit?

(Circle)

Yes

No

If yes, please complete an additional questionnaire for each family that lives in this unit. (Note: Do not include yourself as a member of another family or families.) Compare your family's 2023 annual adjusted gross income, or your family's 2024 monthly weekly income calculated on an annual basis, to the income eligibility figures listed below for your County.

4. Family Size:

5

Males:

2

Females:

3

Extremely Low- to Low-Income: < 80% AMFI

Family Size	1	2	3	4	5	6	7	8	9	10	11	12
Income LESS than:	\$44,250	\$50,600	\$56,900	\$63,200	\$68,300	\$73,350	\$78,400	\$83,450	\$88,480	\$93,536	\$98,592	\$103,648

Non-Low- and-Moderate Income: Greater than 80% AMFI

Family Size	1	2	3	4	5	6	7	8	9	10	11	12
Income MORE than:	\$44,250	\$50,600	\$56,900	\$63,200	\$68,300	\$73,350	\$78,400	\$83,450	\$88,480	\$93,536	\$98,592	\$103,648

Race

White

Black African American

Black African American and White

Asian

Asian and White

Native Hawaiian/Other Pacific Islander

American Indian/Alaskan Native

American Indian/Alaskan Native and Black African American

American Indian/Alaskan Native and White

Other Multi-Racial

Hispanic

Non-Hispanic

TO BE COMPLETED BY ADMINISTRATIVE STAFF

Questionnaire Number:

82

Substituted In For:

Substituted Out For

NOTE: Failure to correctly complete this survey (e.g. selection of an incorrect income level for family size identified) may result in its disqualification from the survey or be considered a "Non-Response". See TxCDBG Survey Methodology for specific information.

2024 TxCDBG Survey Questionnaire

Interviewers Name:

Josue Gonzalez

80% Only

Place:

St. Paul

County Name:

San Patricio

Region:

Coastal Bend 20

Respondent's Information:

Street Address:

14333 Cr 754

Zip Code:

78387

Phone:

361-424-2886

Contact Attempts:

First Attempt:

Date:

8/21/24

Time:

6:17

A.M.

P.M.

(Circle)

Second Attempt:

Date:

Time:

A.M.

P.M.

Response

Non-Response

Vacancy

(Circle ONE)

1. Including yourself, how many people usually live in this unit?

4

2. Including yourself, how many people in your family usually live in this unit?

4

3. Do any other families live in this unit?

(Circle)

Yes

No

If yes, please complete an additional questionnaire for each family that lives in this unit. (Note: Do not include yourself as a member of another family or families.) Compare your family's 2023 annual adjusted gross income, or your family's 2024 monthly/weekly income calculated on an annual basis, to the income eligibility figures listed below for your County.

4. Family Size:

4

Males:

2

Females:

2

Extremely Low- to Low-Income: ≤ 80% AMFI

Family Size	1	2	3	4	5	6	7	8	9	10	11	12
Income LESS than:	< \$44,250	< \$50,600	< \$56,900	< \$63,200	< \$68,300	< \$73,350	< \$78,400	< \$83,450	< \$88,480	< \$93,536	< \$98,592	< \$103,648

Non-Low- and-Moderate Income: Greater than 80% AMFI

Family Size	1	2	3	4	5	6	7	8	9	10	11	12
Income MORE than:	> \$44,250	> \$50,600	> \$56,900	> \$63,200	> \$68,300	> \$73,350	> \$78,400	> \$83,450	> \$88,480	> \$93,536	> \$98,592	> \$103,648

Race	Hispanic	Non-Hispanic
White	4	
Black African American		
Black African American and White		
Asian		
Asian and White		
Native Hawaiian/Other Pacific Islander		
American Indian/Alaskan Native		
American Indian/Alaskan Native and Black African American		
American Indian/Alaskan Native and White		
Other Multi-Racial		

TO BE COMPLETED BY ADMINISTRATIVE STAFF

Questionnaire Number:

83

Substituted In For:

Substituted Out For:

NOTE: Failure to correctly complete this survey (e.g. selection of an incorrect income level for family size identified) may result in its disqualification from the survey or be considered a "Non-Response". See TxCDBG Survey Methodology for specific information.

2024 TxCDBG Survey Questionnaire

Interviewers Name: JOSE GONZALEZ

80% Only

Place:

St. Paul

County Name:

San Patricio

Region:

Coastal Bend 20

Respondent's Information:

Street Address:

14334 C 756

Zip Code:

78387

Phone:

956-89-6797

Contact Attempts:

First Attempt:

Date: 8/14/24

Time: 5:54

A.M.

(Circle) P.M.

Second Attempt:

Date:

Time:

A.M.

P.M.

Response

(Circle ONE)

Non-Response

Vacancy

1. Including yourself, how many people usually live in this unit?

5

2. Including yourself, how many people in your family usually live in this unit?

5

3. Do any other families live in this unit?

(Circle)

Yes

(No)

If yes, please complete an additional questionnaire for each family that lives in this unit. (Note: Do not include yourself as a member of another family or families.)

Compare your family's 2023 annual adjusted gross income, or your family's 2024 monthly/weekly income calculated on an annual basis, to the income eligibility figures listed below for your County.

4. Family Size:

5

Males:

2

Females:

3

Extremely Low- to Low-Income: <80% AMFI

Family Size	1	2	3	4	5	6	7	8	9	10	11	12
Income LESS than:	< \$44,250	< \$50,600	< \$56,900	< \$63,200	< \$68,300	< \$73,350	< \$78,400	< \$83,450	< \$88,480	< \$93,536	< \$98,592	< \$103,648

Non-Low- and-Moderate Income: Greater than 80% AMFI

Family Size	1	2	3	4	5	6	7	8	9	10	11	12
Income MORE than:	> \$44,250	> \$50,600	> \$56,900	> \$63,200	> \$68,300	> \$73,350	> \$78,400	> \$83,450	> \$88,480	> \$93,536	> \$98,592	> \$103,648

Race

White

Hispanic

Non-Hispanic

Black African American

Black African American and White

Asian

Asian and White

Native Hawaiian/Other Pacific Islander

American Indian/Alaskan Native

American Indian/Alaskan Native and Black African American

American Indian/Alaskan Native and White

Other Multi-Racial

TO BE COMPLETED BY ADMINISTRATIVE STAFF

Questionnaire Number:

84

Substituted In For:

Substituted Out For:

NOTE: Failure to correctly complete this survey (e.g. selection of an incorrect income level for family size identified) may result in its disqualification from the survey or be considered a "Non-Response". See TxCDBG Survey Methodology for specific information.

2024 TxCDBG Survey Questionnaire

80% Only .

Interviewers Name: Sandy Stewart

Place:

St. Paul

County Name:

San Patricio

Region:

Coastal Bend 20

Respondent's Information:

VACANT House

Street Address:

14334 CA 754 Zip Code: 78387

Phone:

Contact Attempts:

(Circle)

First Attempt:

Date: _____

Time: _____

A.M.

P.M.

Second Attempt:

Date: _____

Time: _____

A.M.

P.M.

(Circle ONE)

Response

Non-Response

Vacancy

1. Including yourself, how many people usually live in this unit?

2. Including yourself, how many people in your family usually live in this unit?

3. Do any other families live in this unit?

(Circle)

Yes

No

If yes, please complete an additional questionnaire for each family that lives in this unit. (Note: Do not include yourself as a member of another family or families.) Compare your family's 2023 annual adjusted gross income, or your family's 2024 monthly weekly income calculated on an annual basis, to the income eligibility figures listed below for your County.

4. Family Size:

Males:

Females:

Extremely Low- to Low-Income: < 80% AMFI

Family Size	1	2	3	4	5	6	7	8	9	10	11	12
Income LESS than:	<	<	<	<	<	<	<	<	<	<	<	<
	\$44,250	\$50,600	\$56,900	\$63,200	\$68,300	\$73,350	\$78,400	\$83,450	\$88,480	\$93,536	\$98,592	\$103,648

Non-Low- and-Moderate Income: Greater than 80% AMFI

Family Size	1	2	3	4	5	6	7	8	9	10	11	12
Income MORE than:	>	>	>	>	>	>	>	>	>	>	>	>
	\$44,250	\$50,600	\$56,900	\$63,200	\$68,300	\$73,350	\$78,400	\$83,450	\$88,480	\$93,536	\$98,592	\$103,648

Race

Hispanic

Non-Hispanic

White

Black African American

Black African American and White

Asian

Asian and White

Native Hawaiian/Other Pacific Islander

American Indian/Alaskan Native

American Indian/Alaskan Native and Black African American

American Indian/Alaskan Native and White

Other Multi-Racial

TO BE COMPLETED BY ADMINISTRATIVE STAFF

Questionnaire Number:

85

Substituted In For:

Substituted Out For

NOTE: Failure to correctly complete this survey (e.g. selection of an incorrect income level for family size identified) may result in its disqualification from the survey or be considered a "Non-Response". See TxCDBG Survey Methodology for specific information.

2024 TxCDBG Survey Questionnaire

80% Only

Interviewers Name: Sandy Stewart

Place: St. Paul

County Name: San Patricio

Region: Coastal Bend 20

Respondent's Information:

Street Address: 14338 CR 756 Zip Code: 78387 Phone: _____

Contact Attempts:

First Attempt: Date: 8/22/24 Time: 2:35 A.M. P.M.
Second Attempt: Date: _____ Time: _____ A.M. P.M.

(Circle ONE)
Response Non-Response Vacancy

1. Including yourself, how many people usually live in this unit? _____

2. Including yourself, how many people in your family usually live in this unit? _____

3. Do any other families live in this unit? (Circle) Yes No

If yes, please complete an additional questionnaire for each family that lives in this unit. (Note: Do not include yourself as a member of another family or families.) Compare your family's 2023 annual adjusted gross income, or your family's 2024 monthly / weekly income calculated on an annual basis, to the income eligibility figures listed below for your County.

4. Family Size: _____ Males: _____ Females: _____

Extremely Low- to Low-Income: <80% AMFI

Family Size	1	2	3	4	5	6	7	8	9	10	11	12
Income LESS than:	< \$44,250	< \$50,600	< \$56,900	< \$63,200	< \$68,300	< \$73,350	< \$78,400	< \$83,450	< \$88,480	< \$93,536	< \$98,592	< \$103,648

Non-Low- and-Moderate Income: Greater than 80% AMFI

Family Size	1	2	3	4	5	6	7	8	9	10	11	12
Income MORE than:	> \$44,250	> \$50,600	> \$56,900	> \$63,200	> \$68,300	> \$73,350	> \$78,400	> \$83,450	> \$88,480	> \$93,536	> \$98,592	> \$103,648

Race	Hispanic	Non-Hispanic
White		
Black African American		
Black African American and White		
Asian		
Asian and White		
Native Hawaiian/Other Pacific Islander		
American Indian/Alaskan Native		
American Indian/Alaskan Native and Black African American		
American Indian/Alaskan Native and White		
Other Multi-Racial		

TO BE COMPLETED BY ADMINISTRATIVE STAFF

Questionnaire Number: 86

Substituted In For: _____

Substituted Out For: _____

NOTE: Failure to correctly complete this survey (e.g. selection of an incorrect income level for family size identified) may result in its disqualification from the survey or be considered a "Non-Response". See TxCDBG Survey Methodology for specific information.

2024 TxCDBG Survey Questionnaire
80% Only

Interviewers Name: Sandy Stewart

Place: St. Paul

County Name: San Patricio

Region: Coastal Bend 20

Respondent's Information:

Street Address: 14340 CR 756 Zip Code: 78387 Phone: _____

Contact Attempts:

First Attempt: Date: 8/22/24 Time: 2:30 A.M. P.M. (Circle)
Second Attempt: Date: _____ Time: _____ A.M. P.M. Response Non-Response (Circle ONE)

1. Including yourself, how many people usually live in this unit? _____
2. Including yourself, how many people in your family usually live in this unit? _____
3. Do any other families live in this unit? _____ (Circle) Yes No

If yes, please complete an additional questionnaire for each family that lives in this unit. (Note: Do not include yourself as a member of another family or families.) Compare your family's 2023 annual adjusted gross income, or your family's 2024 monthly / weekly income calculated on an annual basis, to the income eligibility figures listed below for your County.

4. Family Size: _____ Males: _____ Females: _____

Extremely Low- to Low-Income: <80% AMFI

Family Size	1	2	3	4	5	6	7	8	9	10	11	12
Income LESS than:	< \$44,250	< \$50,600	< \$56,900	< \$63,200	< \$68,300	< \$73,350	< \$78,400	< \$83,450	< \$88,480	< \$93,536	< \$98,592	< \$103,648

Non-Low- and-Moderate Income: Greater than 80% AMFI

Family Size	1	2	3	4	5	6	7	8	9	10	11	12
Income MORE than:	> \$44,250	> \$50,600	> \$56,900	> \$63,200	> \$68,300	> \$73,350	> \$78,400	> \$83,450	> \$88,480	> \$93,536	> \$98,592	> \$103,648

Race	Hispanic	Non-Hispanic
White		
Black African American		
Black African American and White		
Asian		
Asian and White		
Native Hawaiian/Other Pacific Islander		
American Indian/Alaskan Native		
American Indian/Alaskan Native and Black African American		
American Indian/Alaskan Native and White		
Other Multi-Racial		

TO BE COMPLETED BY ADMINISTRATIVE STAFF

Questionnaire Number:

Substituted In For:

Substituted Out For:

NOTE: Failure to correctly complete this survey (e.g. selection of an incorrect income level for family size identified) may result in its disqualification from the survey or be considered a "Non-Response". See TxCDBG Survey Methodology for specific information.

2024 TxCDBG Survey Questionnaire

80% Only.

Interviewers Name:

Josue Gonzalez

Place:

St. Paul

County Name:

San Patricio

Region:

Coastal Bend 20

Respondent's Information:

Street Address:

14344 Cr 756

Zip Code:

78387

Phone:

Contact Attempts:

First Attempt:

Date: 8/14/24

Time: 9:10

(Circle) A.M.

P.M.

Second Attempt:

Date: 8/14/24

Time: 11:16

A.M.

(Circle) P.M.

Response

(Circle ONE)

Non-Response

Vacancy

1. Including yourself, how many people usually live in this unit?

2. Including yourself, how many people in your family usually live in this unit?

3. Do any other families live in this unit?

(Circle)

Yes

No

If yes, please complete an additional questionnaire for each family that lives in this unit. (Note: Do not include yourself as a member of another family or families.) Compare your family's 2023 annual adjusted gross income, or your family's 2024 monthly/weekly income calculated on an annual basis, to the income eligibility figures listed below for your County:

4. Family Size:

Males:

Females:

Extremely Low- to Low-Income: 80% AMFI

Family Size	1	2	3	4	5	6	7	8	9	10	11	12
Income LESS than:	< \$44,250	< \$50,600	< \$56,900	< \$63,200	< \$68,300	< \$73,350	< \$78,400	< \$83,450	< \$88,480	< \$93,536	< \$98,592	< \$103,648

Non-Low- and Moderate Income: Greater than 80% AMFI

Family Size	1	2	3	4	5	6	7	8	9	10	11	12
Income MORE than:	> \$44,250	> \$50,600	> \$56,900	> \$63,200	> \$68,300	> \$73,350	> \$78,400	> \$83,450	> \$88,480	> \$93,536	> \$98,592	> \$103,648

Race

White

Black African American

Black African American and White

Asian

Asian and White

Native Hawaiian/Other Pacific Islander

American Indian/Alaskan Native

American Indian/Alaskan Native and Black African American

American Indian/Alaskan Native and White

Other Multi-Racial

Hispanic

Non-Hispanic

TO BE COMPLETED BY ADMINISTRATIVE STAFF

Questionnaire Number:

88

Substituted In For:

Substituted Out For:

NOTE: Failure to correctly complete this survey (e.g. selection of an incorrect income level for family size identified) may result in its disqualification from the survey or be considered a "Non-Response". See TxCDBG Survey Methodology for specific information.

2024 TxCDBG Survey Questionnaire

80% Only

Interviewers Name: Josue Gonzalez

Place:

St. Paul

County Name:

San Patricio

Region:

Coastal Bend 20

Respondent's Information:

Street Address:

14352 Cr 756

Zip Code:

78387

Phone:

N/A

Contact Attempts:

First Attempt:

Date: 8/14/24

Time: 11:26

(Circle)

A.M.

P.M.

Second Attempt:

Date: _____

Time: _____

A.M.

P.M.

(Circle ONE)

Response

Non-Response

Vacancy

1. Including yourself, how many people usually live in this unit?

3

2. Including yourself, how many people in your family usually live in this unit?

3

3. Do any other families live in this unit?

(Circle)

Yes

No

If yes, please complete an additional questionnaire for each family that lives in this unit. (Note: Do not include yourself as a member of another family or families.) Compare your family's 2023 annual adjusted gross income, or your family's 2024 monthly / weekly income calculated on an annual basis, to the income eligibility figures listed below for your County.

4. Family Size:

3

Males:

1

Females:

2

Extremely Low- to Low-Income: <80% AMFI

Family Size	1	2	3	4	5	6	7	8	9	10	11	12
Income LESS than:	< \$44,250	< \$50,600	< \$56,900	< \$63,200	< \$68,300	< \$73,350	< \$78,400	< \$83,450	< \$88,480	< \$93,536	< \$98,592	< \$103,648

Non-Low- and-Moderate Income: Greater than 80% AMFI

Family Size	1	2	3	4	5	6	7	8	9	10	11	12
Income MORE than:	> \$44,250	> \$50,600	> \$56,900	> \$63,200	> \$68,300	> \$73,350	> \$78,400	> \$83,450	> \$88,480	> \$93,536	> \$98,592	> \$103,648

Race

White

Black African American

Black African American and White

Asian

Asian and White

Native Hawaiian/Other Pacific Islander

American Indian/Alaskan Native

American Indian/Alaskan Native and Black African American

American Indian/Alaskan Native and White

Other Multi-Racial

Hispanic

Non-Hispanic

3

TO BE COMPLETED BY ADMINISTRATIVE STAFF

Questionnaire Number:

89

Substituted In For:

Substituted Out For

NOTE: Failure to correctly complete this survey (e.g. selection of an incorrect income level for family size identified) may result in its disqualification from the survey or be considered a "Non-Response". See TxCDBG Survey Methodology for specific information.

2024 TxCDBG Survey Questionnaire

Interviewers Name: JOSUE GONZALEZ

80% Only

Place:

St. Paul

County Name:

San Patricio

Region:

Coastal Bend 20

Respondent's Information:

Street Address:

14372 Cr 756

Zip Code:

78387

Phone:

361-437-2757

Contact Attempts:

First Attempt:

Date: 8/14/24

Time: 1:15

A.M.

P.M.

Second Attempt:

Date:

Time:

A.M.

P.M.

Response

Non-Response

Vacancy

361-437-2720

(Circle ONE)

1. Including yourself, how many people usually live in this unit?

3

2. Including yourself, how many people in your family usually live in this unit?

3

3. Do any other families live in this unit?

(Circle)

Yes

(No)

If yes, please complete an additional questionnaire for each family that lives in this unit. (Note: Do not include yourself as a member of another family or families.) Compare your family's 2023 annual adjusted gross income, or your family's 2024 monthly / weekly income calculated on an annual basis, to the income eligibility figures listed below for your County.

4. Family Size:

3

Males:

2

Females:

1

Extremely Low- to Low-Income: <80% AMFI

Family Size	1	2	3	4	5	6	7	8	9	10	11	12
Income LESS than:	< \$44,250	< \$50,600	< \$56,900	< \$63,200	< \$68,300	< \$73,350	< \$78,400	< \$83,450	< \$88,480	< \$93,536	< \$98,592	< \$103,648

Non-Low- and-Moderate Income: Greater than 80% AMFI

Family Size	1	2	3	4	5	6	7	8	9	10	11	12
Income MORE than:	> \$44,250	> \$50,600	> \$56,900	> \$63,200	> \$68,300	> \$73,350	> \$78,400	> \$83,450	> \$88,480	> \$93,536	> \$98,592	> \$103,648

Race

White

Hispanic

Non-Hispanic

Black African American

Black African American and White

Asian

Asian and White

Native Hawaiian/Other Pacific Islander

American Indian/Alaskan Native

American Indian/Alaskan Native and Black African American

American Indian/Alaskan Native and White

Other Multi-Racial

TO BE COMPLETED BY ADMINISTRATIVE STAFF

Questionnaire Number:

90

Substituted In For:

Substituted Out For:

NOTE: Failure to correctly complete this survey (e.g. selection of an incorrect income level for family size identified) may result in its disqualification from the survey or be considered a "Non-Response". See TxCDBG Survey Methodology for specific information.

2024 TxCDBG Survey Questionnaire

Interviewers Name: Josue Gonzalez

80% Only

Place:

St. Paul

County Name:

San Patricio

Region:

Coastal Bend 20

Respondent's Information:

Street Address:

14373 CRB6

Zip Code:

78387

Phone:

361-813-7290

Contact Attempts:

First Attempt:

Date:

8/14/24

Time:

1:04

A.M.

P.M.

Second Attempt:

Date:

Time:

A.M.

P.M.

(Circle)

Response

(Circle ONE)

Non-Response

Vacancy

1. Including yourself, how many people usually live in this unit?

3

2. Including yourself, how many people in your family usually live in this unit?

3

3. Do any other families live in this unit?

(Circle)

Yes

No

If yes, please complete an additional questionnaire for each family that lives in this unit. (Note: Do not include yourself as a member of another family or families.) Compare your family's 2023 annual adjusted gross income, or your family's 2024 monthly / weekly income calculated on an annual basis, to the income eligibility figures listed below for your County.

4. Family Size:

3

Males:

2

Females:

1

Extremely Low- to Low-Income: <80% AMFI

Family Size	1	2	3	4	5	6	7	8	9	10	11	12
Income LESS than:	<	<	<	<	<	<	<	<	<	<	<	<
	\$44,250	\$50,600	\$56,900	\$63,200	\$68,300	\$73,350	\$78,400	\$83,450	\$88,480	\$93,536	\$98,592	\$103,648

Non-Low- and-Moderate Income: Greater than 80% AMFI

Family Size	1	2	3	4	5	6	7	8	9	10	11	12
Income MORE than:	>	>	>	>	>	>	>	>	>	>	>	>
	\$44,250	\$50,600	\$56,900	\$63,200	\$68,300	\$73,350	\$78,400	\$83,450	\$88,480	\$93,536	\$98,592	\$103,648

Race

White

Hispanic

Non-Hispanic

Black African American

Black African American and White

Asian

Asian and White

Native Hawaiian/Other Pacific Islander

American Indian/Alaskan Native

American Indian/Alaskan Native and Black African American

American Indian/Alaskan Native and White

Other Multi-Racial

TO BE COMPLETED BY ADMINISTRATIVE STAFF

Questionnaire Number:

Substituted In For:

Substituted Out For:

NOTE: Failure to correctly complete this survey (e.g. selection of an incorrect income level for family size identified) may result in its disqualification from the survey or be considered a "Non-Response". See TxCDBG Survey Methodology for specific information.

2024 TxCDBG Survey Questionnaire

Interviewers Name:

Josue Gonzalez

80% Only

Place:

St. Paul

County Name:

San Patricio

Region:

Coastal Bend 20

Respondent's Information:

Street Address:

14542 CR 756

Zip Code:

78387

Phone:

361 438 3880

Contact Attempts:

First Attempt:

Date: 8-20-24

Time: 8:09

A.M.

(Circle) P.M.

Second Attempt:

Date:

Time:

A.M.

P.M.

(Circle ONE)

Response

Non-Response

Vacancy

1. Including yourself, how many people usually live in this unit?

3

2. Including yourself, how many people in your family usually live in this unit?

3

3. Do any other families live in this unit?

(Circle)

Yes

No

If yes, please complete an additional questionnaire for each family that lives in this unit. (Note: Do not include yourself as a member of another family or families.) Compare your family's 2023 annual adjusted gross income, or your family's 2024 monthly weekly income calculated on an annual basis, to the income eligibility figures listed below for your County.

4. Family Size:

3

Males:

2

Females:

1

Extremely Low- to Low-Income: 80% AMFI

Family Size	1	2	3	4	5	6	7	8	9	10	11	12
Income LESS than:	< \$44,250	< \$50,600	< \$56,900	< \$63,200	< \$68,300	< \$73,350	< \$78,400	< \$83,450	< \$88,480	< \$93,536	< \$98,592	< \$103,648

Non-Low- and-Moderate Income: Greater than 80% AMFI

Family Size	1	2	3	4	5	6	7	8	9	10	11	12
Income MORE than:	> \$44,250	> \$50,600	> \$56,900	> \$63,200	> \$68,300	> \$73,350	> \$78,400	> \$83,450	> \$88,480	> \$93,536	> \$98,592	> \$103,648

Race	Hispanic	Non-Hispanic
White		3
Black African American		
Black African American and White		
Asian		
Asian and White		
Native Hawaiian/Other Pacific Islander		
American Indian/Alaskan Native		
American Indian/Alaskan Native and Black African American		
American Indian/Alaskan Native and White		
Other Multi-Racial		

TO BE COMPLETED BY ADMINISTRATIVE STAFF

Questionnaire Number:

92

Substituted In For:

Substituted Out For:

NOTE: Failure to correctly complete this survey (e.g. selection of an incorrect income level for family size identified) may result in its disqualification from the survey or be considered a "Non-Response". See TxCDBG Survey Methodology for specific information.

2024 TxCDBG Survey Questionnaire

80% Only

Interviewers Name:

Josue Gonzalez

Place:

St. Paul

County Name:

San Patricio

Region:

Coastal Bend 20

Respondent's Information:

Street Address:

15659 Hwy 181

Zip Code:

78387

Phone:

361-8152688

Contact Attempts:

First Attempt:

Date: 8-22-24

Time: 6:17

A.M.

P.M.

Second Attempt:

Date:

Time:

A.M.

P.M.

Response

Non-Response

Vacant

1. Including yourself, how many people usually live in this unit?

2

2. Including yourself, how many people in your family usually live in this unit?

2

3. Do any other families live in this unit?

(Circle)

Yes

No

If yes, please complete an additional questionnaire for each family that lives in this unit. (Note: Do not include yourself as a member of another family or families.) Compare your family's 2023 annual adjusted gross income, or your family's 2024 monthly/weekly income (calculated on an annual basis) to the income eligibility figure listed below for your County.

4. Family Size:

2

Males:

1

Females: 1

Extremely Low- to Low-Income: ≤ 80% AMI

Family Size	1	2	3	4	5	6	7	8	9	10	11	12
Income LESS than:	< \$44,250	< \$50,600	< \$56,900	< \$63,200	< \$68,300	< \$73,350	< \$78,400	< \$83,450	< \$88,480	< \$93,536	< \$98,592	< \$103,648

Non-Low- and-Moderate Income: Greater than 80% AMI

Family Size	1	2	3	4	5	6	7	8	9	10	11	12
Income MORE than:	> \$44,250	> \$50,600	> \$56,900	> \$63,200	> \$68,300	> \$73,350	> \$78,400	> \$83,450	> \$88,480	> \$93,536	> \$98,592	> \$103,648

Race	Hispanic	Non-Hispanic
White	2	
Black African American		
Black African American and White		
Asian		
Asian and White		
Native Hawaiian/Other Pacific Islander		
American Indian/Alaskan Native		
American Indian/Alaskan Native and Black African American		
American Indian/Alaskan Native and White		
Other Multi-Racial		

TO BE COMPLETED BY ADMINISTRATIVE STAFF

Questionnaire Number:

93

Substituted In For:

Substituted Out For:

NOTE: Failure to correctly complete this survey (e.g. selection of an incorrect income level for family size identified) may result in its disqualification from the survey or be considered a "Non-Response". See TxCDBG Survey Methodology for specific information.

2024 TxCDBG Survey Questionnaire

Interviewers Name: Jessie Gonzalez

80% Only

Place:

St. Paul

County Name:

San Patricio

Region:

Coastal Bend 20

Respondent's Information: 10345

Street Address: 10345 Er2301 Zip Code: 78387 Phone: 361-688-3429

Contact Attempts:

First Attempt:

Date: 8/4/24 Time: 8:07 A.M. P.M.

Second Attempt:

Date: _____ Time: _____ A.M. P.M.

(Circle ONE) Response Non-Response Vacancy

1. Including yourself, how many people usually live in this unit?

2

2. Including yourself, how many people in your family usually live in this unit?

2

3. Do any other families live in this unit?

(Circle) Yes No

If yes, please complete an additional questionnaire for each family that lives in this unit. (Note: Do not include yourself as a member of another family or families.) Compare your family's 2023 annual adjusted gross income, or your family's 2024 monthly / weekly income calculated on an annual basis, to the income eligibility figures listed below for your County.

4. Family Size:

2

Males: 1 Females: 1

Extremely Low- to Low-Income: <80% AMFI

Family Size	1	2	3	4	5	6	7	8	9	10	11	12
Income LESS than:	< \$44,250	< \$50,600	< \$56,900	< \$63,200	< \$68,300	< \$73,350	< \$78,400	< \$83,450	< \$88,480	< \$93,536	< \$98,592	< \$103,648

Non-Low- and-Moderate Income: Greater than 80% AMFI

Family Size	1	2	3	4	5	6	7	8	9	10	11	12
Income MORE than:	> \$44,250	> \$50,600	> \$56,900	> \$63,200	> \$68,300	> \$73,350	> \$78,400	> \$83,450	> \$88,480	> \$93,536	> \$98,592	> \$103,648

Race

White

Hispanic

Non-Hispanic

Black African American

Black African American and White

Asian

Asian and White

Native Hawaiian/Other Pacific Islander

American Indian/Alaskan Native

American Indian/Alaskan Native and Black African American

American Indian/Alaskan Native and White

Other Multi-Racial

TO BE COMPLETED BY ADMINISTRATIVE STAFF

Questionnaire Number:

Substituted In For:

Substituted Out For

NOTE: Failure to correctly complete this survey (e.g. selection of an incorrect income level for family size identified) may result in its disqualification from the survey or be considered a "Non-Response". See TxCDBG Survey Methodology for specific information.

M

2024 TxCDBG Survey Questionnaire

Interviewers Name: Jose Gonzalez

80% Only

Place:

St. Paul

County Name:

San Patricio

Region:

Coastal Bend 20

Respondent's Information:

Street Address:

10562 CR 2301

Zip Code:

78387

Phone:

813-3167
361-834-

Contact Attempts:

First Attempt:

Date: 8-5-24

Time: 7:46

A.M.

P.M.

Second Attempt:

Date:

Time:

A.M.

P.M.

Response

(Circle ONE)

Non-Response

Vacancy

1. Including yourself, how many people usually live in this unit?

2
2

2. Including yourself, how many people in your family usually live in this unit?

3. Do any other families live in this unit?

(Circle)

Yes

No

If yes, please complete an additional questionnaire for each family that lives in this unit. (Note: Do not include yourself as a member of another family or families.) Compare your family's 2023 annual adjusted gross income, or your family's 2024 monthly / weekly income calculated on an annual basis, to the income eligibility figures listed below for your County.

4. Family Size:

2

Males:

Females:

Extremely Low- to Low-Income: <80% AMFI

Family Size	1	2	3	4	5	6	7	8	9	10	11	12
Income LESS than:	< \$44,250	< \$50,600	< \$56,900	< \$63,200	< \$68,300	< \$73,350	< \$78,400	< \$83,450	< \$88,480	< \$93,536	< \$98,592	< \$103,648

Non-Low- and-Moderate Income: Greater than 80% AMFI

Family Size	1	2	3	4	5	6	7	8	9	10	11	12
Income MORE than:	> \$44,250	> \$50,600	> \$56,900	> \$63,200	> \$68,300	> \$73,350	> \$78,400	> \$83,450	> \$88,480	> \$93,536	> \$98,592	> \$103,648

Race

White

Black African American

Black African American and White

Asian

Asian and White

Native Hawaiian/Other Pacific Islander

American Indian/Alaskan Native

American Indian/Alaskan Native and Black African American

American Indian/Alaskan Native and White

Other Multi-Racial

Hispanic

Non-Hispanic

2

TO BE COMPLETED BY ADMINISTRATIVE STAFF

Questionnaire Number:

Substituted In For:

Substituted Out For:

95-000

NOTE: Failure to correctly complete this survey (e.g. selection of an incorrect income level for family size identified) may result in its disqualification from the survey or be considered a "Non-Response". See TxCDBG Survey Methodology for specific information.

2024 TxCDBG Survey Questionnaire

Interviewers Name: Josue Gonzalez

80% Only

Place:

St. Paul

County Name:

San Patricio

Region:

Coastal Bend 20

Respondent's Information:

Street Address:

10336 Cr 2309

Zip Code:

78387

Phone:

361-299-2587

Contact Attempts:

(Circle)

First Attempt:

Date: 8/4/24

Time: 8:20

A.M.

P.M.

(Circle ONE)

Second Attempt:

Date: _____

Time: _____

A.M.

P.M.

Response

Non-Response

Vacancy

1. Including yourself, how many people usually live in this unit?

2

2. Including yourself, how many people in your family usually live in this unit?

2

3. Do any other families live in this unit?

(Circle)

Yes

No

If yes, please complete an additional questionnaire for each family that lives in this unit. (Note: Do not include yourself as a member of another family or families.) Compare your family's 2023 annual adjusted gross income, or your family's 2024 monthly / weekly income calculated on an annual basis, to the income eligibility figures listed below for your County.

4. Family Size:

2

Males:

1

Females:

1

Extremely Low- to Low-Income: <80% AMFI

Family Size	1	2	3	4	5	6	7	8	9	10	11	12
Income LESS than:	< \$44,250	< \$50,600	< \$56,900	< \$63,200	< \$68,300	< \$73,350	< \$78,400	< \$83,450	< \$88,480	< \$93,536	< \$98,592	< \$103,648

Non-Low- and-Moderate Income: Greater than 80% AMFI

Family Size	1	2	3	4	5	6	7	8	9	10	11	12
Income MORE than:	> \$44,250	> \$50,600	> \$56,900	> \$63,200	> \$68,300	> \$73,350	> \$78,400	> \$83,450	> \$88,480	> \$93,536	> \$98,592	> \$103,648

Race

White

Hispanic

Non-Hispanic

Black African American

Black African American and White

Asian

Asian and White

Native Hawaiian/Other Pacific Islander

American Indian/Alaskan Native

American Indian/Alaskan Native and Black African American

American Indian/Alaskan Native and White

Other Multi-Racial

TO BE COMPLETED BY ADMINISTRATIVE STAFF

Questionnaire Number:

96

Substituted In For:

Substituted Out For:

NOTE: Failure to correctly complete this survey (e.g. selection of an incorrect income level for family size identified) may result in its disqualification from the survey or be considered a "Non-Response". See TxCDBG Survey Methodology for specific information.

2024 TxCDBG Survey Questionnaire

Interviewers Name: Josine Gonzalez

80% Only

Place:

St. Paul

County Name:

San Patricio

Region:

Coastal Bend 20

Respondent's Information:

Street Address:

10550 CR 2309

Zip Code:

18387

Phone:

361 460-9187

Contact Attempts:

First Attempt:

Date:

8-5-24

Time:

7:57

A.M.

P.M.

(Circle)

(Circle ONE)

Second Attempt:

Date:

Time:

A.M.

P.M.

Response

Non-Response

Vacancy

1. Including yourself, how many people usually live in this unit?

2

2. Including yourself, how many people in your family usually live in this unit?

3. Do any other families live in this unit?

(Circle)

Yes

No

If yes, please complete an additional questionnaire for each family that lives in this unit. (Note: Do not include yourself as a member of another family or families.)

Compare your family's 2023 annual adjusted gross income, or your family's 2024 monthly / weekly income calculated on an annual basis, to the income eligibility figures listed below for your County.

4. Family Size:

2

Males:

Females:

Extremely Low- to Low-Income: <80% AMFI

Family Size	1	2	3	4	5	6	7	8	9	10	11	12
Income LESS than:	<	<	<	<	<	<	<	<	<	<	<	<
	\$44,250	\$50,000	\$56,900	\$63,200	\$68,300	\$73,350	\$78,400	\$83,450	\$88,480	\$93,536	\$98,592	\$103,648

Non-Low- and-Moderate Income: Greater than 80% AMFI

Family Size	1	2	3	4	5	6	7	8	9	10	11	12
Income MORE than:	>	>	>	>	>	>	>	>	>	>	>	>
	\$44,250	\$50,000	\$56,900	\$63,200	\$68,300	\$73,350	\$78,400	\$83,450	\$88,480	\$93,536	\$98,592	\$103,648

Race

Hispanic

Non-Hispanic

White

Black African American

Black African American and White

Asian

Asian and White

Native Hawaiian/Other Pacific Islander

American Indian/Alaskan Native

American Indian/Alaskan Native and Black African American

American Indian/Alaskan Native and White

Other Multi-Racial

TO BE COMPLETED BY ADMINISTRATIVE STAFF

Questionnaire Number:

Substituted In For:

Substituted Out For:

97

NOTE: Failure to correctly complete this survey (e.g. selection of an incorrect income level for family size identified) may result in its disqualification from the survey or be considered a "Non-Response". See TxCDBG Survey Methodology for specific information.

2024 TxCDBG Survey Questionnaire

80% Only

Interviewers Name:

Josue Gonzalez

Place:

St. Paul

County Name:

San Patricio

Region:

Coastal Bend 20

Respondent's Information:

Street Address:

10562 CR 2309

Zip Code:

78387

Phone:

361-877-4222

Contact Attempts:

First Attempt:

Date:

8-20-24

Time:

6:43

A.M.

(P.M.)

Second Attempt:

Date:

Time:

A.M.

P.M.

(Circle ONE)

Response

Non-Response

Vacancy

1. Including yourself, how many people usually live in this unit?

2. Including yourself, how many people in your family usually live in this unit?

3. Do any other families live in this unit?

(Circle)

Yes

No

If yes, please complete an additional questionnaire for each family that lives in this unit. (Note: Do not include yourself as a member of another family or families.) Compare your family's 2023 annual adjusted gross income, or your family's 2024 monthly / weekly income calculated on an annual basis, to the income eligibility figures listed below for your County.

4. Family Size:

1

Males:

1

Females:

Extremely Low- to Low-Income: <80% AMFI

Family Size	1	2	3	4	5	6	7	8	9	10	11	12
Income LESS than:	<	<	<	<	<	<	<	<	<	<	<	<
	\$44,250	\$50,600	\$56,900	\$63,200	\$68,300	\$73,350	\$78,400	\$83,450	\$88,480	\$93,536	\$98,592	\$103,648

Non-Low- and-Moderate Income: Greater than 80% AMFI

Family Size	1	2	3	4	5	6	7	8	9	10	11	12
Income MORE than:	>	>	>	>	>	>	>	>	>	>	>	>
	\$44,250	\$50,600	\$56,900	\$63,200	\$68,300	\$73,350	\$78,400	\$83,450	\$88,480	\$93,536	\$98,592	\$103,648

Race	Hispanic	Non-Hispanic
White		
Black African American		
Black African American and White		
Asian		
Asian and White		
Native Hawaiian/Other Pacific Islander		
American Indian/Alaskan Native		
American Indian/Alaskan Native and Black African American		
American Indian/Alaskan Native and White		
Other Multi-Racial		

TO BE COMPLETED BY ADMINISTRATIVE STAFF

Questionnaire Number:

98

Substituted In For:

Substituted Out For:

NOTE: Failure to correctly complete this survey (e.g. selection of an incorrect income level for family size identified) may result in its disqualification from the survey or be considered a "Non-Response". See TxCDBG Survey Methodology for specific information.

2024 TxCDBG Survey Questionnaire

80% Only .

Interviewers Name:

Sandy Stewart

Place:

St. Paul

County Name:

San Patricio

Region:

Coastal Bend 20

Respondent's Information:

Vacant House

Street Address:

10514 CR 2309

Zip Code:

78387

Phone:

Contact Attempts:

(Circle)

First Attempt:

Date:

Time:

A.M.

P.M.

Second Attempt:

Date:

Time:

A.M.

P.M.

(Circle ONE)

Response

Non-Response

Vacancy

1. Including yourself, how many people usually live in this unit?

2. Including yourself, how many people in your family usually live in this unit?

3. Do any other families live in this unit?

(Circle)

Yes

No

If yes, please complete an additional questionnaire for each family that lives in this unit. (Note: Do not include yourself as a member of another family or families.)

Compare your family's 2023 annual adjusted gross income, or your family's 2024 monthly weekly income calculated on an annual basis, to the income eligibility figures listed below for your County.

4. Family Size:

Males:

Females:

Extremely Low- to Low-Income: < 80% AAFI

Family Size	1	2	3	4	5	6	7	8	9	10	11	12
Income LESS than:	<	<	<	<	<	<	<	<	<	<	<	<
	\$44,250	\$50,600	\$56,900	\$63,200	\$68,300	\$73,350	\$78,400	\$83,450	\$88,480	\$93,536	\$98,592	\$103,648

Non-Low- and-Moderate Income: Greater than 80% AAFI

Family Size	1	2	3	4	5	6	7	8	9	10	11	12
Income MORE than:	>	>	>	>	>	>	>	>	>	>	>	>
	\$44,250	\$50,600	\$56,900	\$63,200	\$68,300	\$73,350	\$78,400	\$83,450	\$88,480	\$93,536	\$98,592	\$103,648

Race

Hispanic

Non-Hispanic

White

Black African American

Black African American and White

Asian

Asian and White

Native Hawaiian/Other Pacific Islander

American Indian/Alaskan Native

American Indian/Alaskan Native and Black African American

American Indian/Alaskan Native and White

Other Multi-Racial

TO BE COMPLETED BY ADMINISTRATIVE STAFF

Questionnaire Number:

99

Substituted In For:

Substituted Out For:

NOTE: Failure to correctly complete this survey (e.g. selection of an incorrect income level for family size identified) may result in its disqualification from the survey or be considered a "Non-Response". See TxCDBG Survey Methodology for specific information.

2024 TxCDBG Survey Questionnaire

Interviewers Name: Jose Gonzalez

80% Only

Place:

St. Paul

County Name:

San Patricio

Region:

Coastal Bend 20

Respondent's Information:

Street Address:

10410 CR 2323

Zip Code:

78387

Phone:

361-224-1661

Contact Attempts:

First Attempt:

Date: 8-2-24

Time: 6:57

A.M.

P.M.

(Circle)

(Circle ONE)

Second Attempt:

Date:

Time:

A.M.

P.M.

Response

Non-Response

Vacancy

1. Including yourself, how many people usually live in this unit?

3

2. Including yourself, how many people in your family usually live in this unit?

3

3. Do any other families live in this unit?

(Circle)

Yes

No

If yes, please complete an additional questionnaire for each family that lives in this unit. (Note: Do not include yourself as a member of another family or families.)

Compare your family's 2023 annual adjusted gross income, or your family's 2024 monthly / weekly income calculated on an annual basis, to the income eligibility figures listed below for your County.

4. Family Size:

3

Males:

1

Females:

2

Extremely Low- to Low-Income: <80% AMFI

Family Size	1	2	3	4	5	6	7	8	9	10	11	12
Income LESS than:	< \$44,250	< \$50,600	< \$56,900	< \$63,200	< \$68,300	< \$73,350	< \$78,400	< \$83,450	< \$88,480	< \$93,536	< \$98,592	< \$103,648

Non-Low- and-Moderate Income: Greater than 80% AMFI

Family Size	1	2	3	4	5	6	7	8	9	10	11	12
Income MORE than:	> \$44,250	> \$50,600	> \$56,900	> \$63,200	> \$68,300	> \$73,350	> \$78,400	> \$83,450	> \$88,480	> \$93,536	> \$98,592	> \$103,648

Race

White

Black African American

Black African American and White

Asian

Asian and White

Native Hawaiian/Other Pacific Islander

American Indian/Alaskan Native

American Indian/Alaskan Native and Black African American

American Indian/Alaskan Native and White

Other Multi-Racial

Hispanic

Non-Hispanic

TO BE COMPLETED BY ADMINISTRATIVE STAFF

Questionnaire Number:

100

Substituted In For:

Substituted Out For

NOTE: Failure to correctly complete this survey (e.g. selection of an incorrect income level for family size identified) may result in its disqualification from the survey or be considered a "Non-Response". See TxCDBG Survey Methodology for specific information.

2024 TxCDBG Survey Questionnaire
80% Only

Interviewers Name: Sandy Stewart

Place:

St. Paul

County Name:

San Patricio

Region:

Coastal Bend 20

Respondent's Information:

Street Address:

10413 CR 2323

Zip Code:

78387

Phone

956-933-9086

Contact Attempts:

First Attempt:

Date: 8/22/24

Time: 3:15

A.M.

P.M.

Second Attempt:

Date:

Time:

A.M.

P.M.

(Circle)

(Circle ONE)

Response

Non-Response

Vacancy

1. Including yourself, how many people usually live in this unit?

2

2. Including yourself, how many people in your family usually live in this unit?

2

3. Do any other families live in this unit?

(Circle)

Yes

No

If yes, please complete an additional questionnaire for each family that lives in this unit. (Note: Do not include yourself as a member of another family or families.) Compare your family's 2023 annual adjusted gross income, or your family's 2024 monthly / weekly income calculated on an annual basis, to the income eligibility figures listed below for your County.

4. Family Size:

2

Males:

Females:

Extremely Low- to Low-Income: <80% AMFI

Family Size	1	2	3	4	5	6	7	8	9	10	11	12
Income LESS than:	< \$44,250	< \$50,600	< \$56,900	< \$63,200	< \$68,300	< \$73,350	< \$78,400	< \$83,450	< \$88,480	< \$93,536	< \$98,592	< \$103,648

Non-Low- and-Moderate Income: Greater than 80% AMFI

Family Size	1	2	3	4	5	6	7	8	9	10	11	12
Income MORE than:	> \$44,250	> \$50,600	> \$56,900	> \$63,200	> \$68,300	> \$73,350	> \$78,400	> \$83,450	> \$88,480	> \$93,536	> \$98,592	> \$103,648

Race	Hispanic	Non-Hispanic
White	2	
Black African American		
Black African American and White		
Asian		
Asian and White		
Native Hawaiian/Other Pacific Islander		
American Indian/Alaskan Native		
American Indian/Alaskan Native and Black African American		
American Indian/Alaskan Native and White		
Other Multi-Racial		

TO BE COMPLETED BY ADMINISTRATIVE STAFF

Questionnaire Number:

101

Substituted In For:

Substituted Out For:

NOTE: Failure to correctly complete this survey (e.g. selection of an incorrect income level for family size identified) may result in its disqualification from the survey or be considered a "Non-Response". See TxCDBG Survey Methodology for specific information.

2024 TxCDBG Survey Questionnaire

80% Only

Interviewers Name: Josue Gonzalez

Place:

St. Paul

County Name:

San Patricio

Region:

Coastal Bend 20

Respondent's Information:

Street Address:

10490 CR 2323

Zip Code:

78387

Phone:

361 935-7222

Contact Attempts:

First Attempt:

Date:

8-20-24

Time:

7:07

A.M.

P.M.

(Circle)

Second Attempt:

Date:

Time:

A.M.

P.M.

Response

Non-Response

Vacancy

(Circle ONE)

1. Including yourself, how many people usually live in this unit?

3

2. Including yourself, how many people in your family usually live in this unit?

3. Do any other families live in this unit?

(Circle)

Yes

No

If yes, please complete an additional questionnaire for each family that lives in this unit. (Note: Do not include yourself as a member of another family or families.) Compare your family's 2023 annual adjusted gross income, or your family's 2024 monthly / weekly income calculated on an annual basis, to the income eligibility figures listed below for your County.

4. Family Size:

3

Males:

1

Females:

2

Extremely Low- to Low-Income: <80% AMFI

Family Size	1	2	3	4	5	6	7	8	9	10	11	12
Income LESS than:	< \$44,250	< \$50,600	< \$56,900	< \$63,200	< \$68,300	< \$73,350	< \$78,400	< \$83,450	< \$88,480	< \$93,536	< \$98,592	< \$103,648

Non-Low- and-Moderate Income: Greater than 80% AMFI

Family Size	1	2	3	4	5	6	7	8	9	10	11	12
Income MORE than:	> \$44,250	> \$50,600	> \$56,900	> \$63,200	> \$68,300	> \$73,350	> \$78,400	> \$83,450	> \$88,480	> \$93,536	> \$98,592	> \$103,648

Race	Hispanic	Non-Hispanic
White	<u>3</u>	
Black African American		
Black African American and White		
Asian		
Asian and White		
Native Hawaiian/Other Pacific Islander		
American Indian/Alaskan Native		
American Indian/Alaskan Native and Black African American		
American Indian/Alaskan Native and White		
Other Multi-Racial		

TO BE COMPLETED BY ADMINISTRATIVE STAFF

Questionnaire Number:

102

Substituted In For:

Substituted Out For:

NOTE: Failure to correctly complete this survey (e.g. selection of an incorrect income level for family size identified) may result in its disqualification from the survey or be considered a "Non-Response". See TxCDBG Survey Methodology for specific information.

2024 TxCDBG Survey Questionnaire

Interviewers Name: Josue Gonzalez

80% Only

Place:

St. Paul

County Name:

San Patricio

Region:

Coastal Bend 20

Respondent's Information:

Street Address:

10558 Cr 2323

Zip Code:

78381

Phone:

815-993-5301

Contact Attempts:

First Attempt:

Date:

8/14/24

Time:

8:30

A.M.

P.M.

(Circle)

Second Attempt:

Date:

Time:

A.M.

P.M.

Response

Non-Response

Vacancy

2

2

1. Including yourself, how many people usually live in this unit?

2. Including yourself, how many people in your family usually live in this unit?

3. Do any other families live in this unit?

(Circle)

Yes

No

If yes, please complete an additional questionnaire for each family that lives in this unit. (Note: Do not include yourself as a member of another family or families.)

Compare your family's 2023 annual adjusted gross income, or your family's 2024 monthly / weekly income calculated on an annual basis, to the income eligibility figures listed below for your County.

4. Family Size:

2

Males:

1

Females:

1

Extremely Low- to Low-Income: <80% AMFI

Family Size	1	2	3	4	5	6	7	8	9	10	11	12
Income LESS than:	<	<	<	<	<	<	<	<	<	<	<	<
	\$44,250	\$50,600	\$56,900	\$63,200	\$68,300	\$73,350	\$78,400	\$83,450	\$88,480	\$93,536	\$98,592	\$103,648

Non-Low- and-Moderate Income: Greater than 80% AMFI

Family Size	1	2	3	4	5	6	7	8	9	10	11	12
Income MORE than:	>	>	>	>	>	>	>	>	>	>	>	>
	\$44,250	\$50,600	\$56,900	\$63,200	\$68,300	\$73,350	\$78,400	\$83,450	\$88,480	\$93,536	\$98,592	\$103,648

Race

White

Black African American

Black African American and White

Asian

Asian and White

Native Hawaiian/Other Pacific Islander

American Indian/Alaskan Native

American Indian/Alaskan Native and Black African American

American Indian/Alaskan Native and White

Other Multi-Racial

Hispanic

Non-Hispanic

TO BE COMPLETED BY ADMINISTRATIVE STAFF

Questionnaire Number:

103

Substituted In For:

Substituted Out For:

NOTE: Failure to correctly complete this survey (e.g. selection of an incorrect income level for family size identified) may result in its disqualification from the survey or be considered a "Non-Response". See TxCDBG Survey Methodology for specific information.

2024 TxCDBG Survey Questionnaire

Interviewers Name: Jessie Gonzalez

80% Only

Place:

St. Paul

County Name:

San Patricio

Region:

Coastal Bend 20

Respondent's Information:

Street Address:

10559 Cr 2323

Zip Code:

78387

Phone:

261-437-7057

Contact Attempts:

First Attempt:

Date: 8/4/24

Time: 8:38

A.M.

P.M.

(Circle ONE)

Second Attempt:

Date: _____

Time: _____

A.M.

P.M.

Response

Non-Response

Vacancy

1. Including yourself, how many people usually live in this unit?

3

2. Including yourself, how many people in your family usually live in this unit?

3

3. Do any other families live in this unit?

(Circle)

Yes

No

If yes, please complete an additional questionnaire for each family that lives in this unit. (Note: Do not include yourself as a member of another family or families.) Compare your family's 2023 annual adjusted gross income, or your family's 2024 monthly / weekly income calculated on an annual basis, to the income eligibility figures listed below for your County.

4. Family Size:

3

Males:

2

Females:

1

Extremely Low- to Low-Income: <80% AMFI

Family Size	1	2	3	4	5	6	7	8	9	10	11	12
Income LESS than:	< \$44,250	< \$50,600	< \$56,900	< \$63,200	< \$68,300	< \$73,350	< \$78,400	< \$83,450	< \$88,480	< \$93,536	< \$98,592	< \$103,648

Non-Low- and-Moderate Income: Greater than 80% AMFI

Family Size	1	2	3	4	5	6	7	8	9	10	11	12
Income MORE than:	> \$44,250	> \$50,600	> \$56,900	> \$63,200	> \$68,300	> \$73,350	> \$78,400	> \$83,450	> \$88,480	> \$93,536	> \$98,592	> \$103,648

Race

White

Hispanic

Non-Hispanic

Black African American

Black African American and White

Asian

Asian and White

Native Hawaiian/Other Pacific Islander

American Indian/Alaskan Native

American Indian/Alaskan Native and Black African American

American Indian/Alaskan Native and White

Other Multi-Racial

TO BE COMPLETED BY ADMINISTRATIVE STAFF

Questionnaire Number:

104

Substituted In For:

Substituted Out For:

NOTE: Failure to correctly complete this survey (e.g. selection of an incorrect income level for family size identified) may result in its disqualification from the survey or be considered a "Non-Response". See TxCDBG Survey Methodology for specific information.

2024 TxCDBG Survey Questionnaire

Interviewers Name: Josue Gonzalez

80% Only

Place:

St. Paul

County Name:

San Patricio

Region:

Coastal Bend 20

Respondent's Information:

Street Address:

10412 Cr 2331

Zip Code:

78387

Phone:

361-910-3029

Contact Attempts:

First Attempt:

Date: 8-24

Time: 3:20p

A.M.

P.M.

(Circle)

Second Attempt:

Date: _____

Time: _____

A.M.

P.M.

Response

(Circle ONE)

Non-Response

Vacancy

1. Including yourself, how many people usually live in this unit?

2

2. Including yourself, how many people in your family usually live in this unit?

2

3. Do any other families live in this unit?

(Circle)

Yes

No

If yes, please complete an additional questionnaire for each family that lives in this unit. (Note: Do not include yourself as a member of another family or families.) Compare your family's 2023 annual adjusted gross income, or your family's 2024 monthly / weekly income calculated on an annual basis, to the income eligibility figures listed below for your County.

4. Family Size:

2

Males:

1

Females:

1

Extremely Low- to Low-Income: <80% AMFI

Family Size	1	2	3	4	5	6	7	8	9	10	11	12
Income LESS than:	< \$44,250	< \$50,600	< \$56,900	< \$63,200	< \$68,300	< \$73,350	< \$78,400	< \$83,450	< \$88,480	< \$93,536	< \$98,592	< \$103,648

Non-Low- and-Moderate Income: Greater than 80% AMFI

Family Size	1	2	3	4	5	6	7	8	9	10	11	12
Income MORE than:	> \$44,250	> \$50,600	> \$56,900	> \$63,200	> \$68,300	> \$73,350	> \$78,400	> \$83,450	> \$88,480	> \$93,536	> \$98,592	> \$103,648

Race

White

Hispanic

Non-Hispanic

Black African American

Black African American and White

Asian

Asian and White

Native Hawaiian/Other Pacific Islander

American Indian/Alaskan Native

American Indian/Alaskan Native and Black African American

American Indian/Alaskan Native and White

Other Multi-Racial

TO BE COMPLETED BY ADMINISTRATIVE STAFF

Questionnaire Number:

105

Substituted In For:

Substituted Out For:

NOTE: Failure to correctly complete this survey (e.g. selection of an incorrect income level for family size identified) may result in its disqualification from the survey or be considered a "Non-Response". See TxCDBG Survey Methodology for specific information.

2024 TxCDBG Survey Questionnaire

Interviewers Name:

Josue Gonzalez

80% Only

Place:

St. Paul

County Name:

San Patricio

Region:

Coastal Bend 20

Respondent's Information:

Street Address:

10474 Cr 2331

Zip Code:

78381

Phone:

361-813-8374

Contact Attempts:

First Attempt:

Date: 8/21/24

Time: 7:08

A.M.

P.M.

(Circle)

(Circle ONE)

Second Attempt:

Date: 8/21/24

Time:

A.M.

P.M.

Response

Non-Response

Vacant

1. Including yourself, how many people usually live in this unit?

1

2. Including yourself, how many people in your family usually live in this unit?

1

3. Do any other families live in this unit?

(Circle)

Yes

No

If yes, please complete an additional questionnaire for each family that lives in this unit. (Note: Do not include yourself as a member of another family or families.) Compare your family's 2023 annual adjusted gross income, or your family's 2024 monthly weekly income calculated on an annual basis, to the income eligibility figure listed below for your County.

4. Family Size:

1

Males:

Females:

Extremely Low- to Low-Income: < 80% AMFI

Family Size	1	2	3	4	5	6	7	8	9	10	11	12
Income LESS than:	< \$44,250	< \$50,600	< \$56,900	< \$63,200	< \$68,300	< \$73,350	< \$78,400	< \$83,450	< \$88,480	< \$93,536	< \$98,592	< \$103,648

Non-Low- and-Moderate Income: Greater than 80% AMFI

Family Size	1	2	3	4	5	6	7	8	9	10	11	12
Income MORE than:	> \$44,250	> \$50,600	> \$56,900	> \$63,200	> \$68,300	> \$73,350	> \$78,400	> \$83,450	> \$88,480	> \$93,536	> \$98,592	> \$103,648

Race

White

Black African American

Black African American and White

Asian

Asian and White

Native Hawaiian/Other Pacific Islander

American Indian/Alaskan Native

American Indian/Alaskan Native and Black African American

American Indian/Alaskan Native and White

Other Multi-Racial

Hispanic

Non-Hispanic

TO BE COMPLETED BY ADMINISTRATIVE STAFF

Questionnaire Number:

106

Substituted In For:

Substituted Out For:

NOTE: Failure to correctly complete this survey (e.g. selection of an incorrect income level for family size identified) may result in its disqualification from the survey or be considered a "Non-Response". See TxCDBG Survey Methodology for specific information.

2024 TxCDBG Survey Questionnaire

Interviewers Name:

Josue Gonzalez

80% Only

Place:

St. Paul

County Name:

San Patricio

Region:

Coastal Bend 20

Respondent's Information:

Street Address:

10479 CR 2331

Zip Code:

78387

Phone:

361 364 5498

Contact Attempts:

First Attempt:

Date: 8-5-24

Time: 6:15 PM

A.M.

P.M.

Second Attempt:

Date:

Time:

A.M.

P.M.

Response

(Circle ONE)

Non-Response

Vacancy

1. Including yourself, how many people usually live in this unit?

2. Including yourself, how many people in your family usually live in this unit?

3. Do any other families live in this unit?

(Circle)

Yes

No

If yes, please complete an additional questionnaire for each family that lives in this unit. (Note: Do not include yourself as a member of another family or families.)

Compare your family's 2023 annual adjusted gross income, or your family's 2024 monthly / weekly income calculated on an annual basis, to the income eligibility figures listed below for your County.

4. Family Size:

1

Males:

Females:

1

Extremely Low- to Low-Income: <80% AMFI

Family Size	1	2	3	4	5	6	7	8	9	10	11	12
Income LESS than:	< \$44,250	< \$50,600	< \$56,900	< \$63,200	< \$68,300	< \$73,350	< \$78,400	< \$83,450	< \$88,480	< \$93,536	< \$98,592	< \$103,648

Non-Low- and-Moderate Income: Greater than 80% AMFI

Family Size	1	2	3	4	5	6	7	8	9	10	11	12
Income MORE than:	> \$44,250	> \$50,600	> \$56,900	> \$63,200	> \$68,300	> \$73,350	> \$78,400	> \$83,450	> \$88,480	> \$93,536	> \$98,592	> \$103,648

Race

White

Hispanic

Non-Hispanic

Black African American

Black African American and White

Asian

Asian and White

Native Hawaiian/Other Pacific Islander

American Indian/Alaskan Native

American Indian/Alaskan Native and Black African American

American Indian/Alaskan Native and White

Other Multi-Racial

TO BE COMPLETED BY ADMINISTRATIVE STAFF

Questionnaire Number:

107

Substituted In For:

Substituted Out For:

NOTE: Failure to correctly complete this survey (e.g. selection of an incorrect income level for family size identified) may result in its disqualification from the survey or be considered a "Non-Response". See TxCDBG Survey Methodology for specific information.

2024 TxCDBG Survey Questionnaire

Interviewers Name: Josine Gonzalez

80% Only

Place:

St. Paul

County Name:

San Patricio

Region:

Coastal Bend 20

Respondent's Information:

Street Address:

10488⁹ Cr 2331

Zip Code:

78387

Phone:

361-424-4164

Contact Attempts:

First Attempt:

Date: 8/11/24

Time: 8:49

A.M.

P.M.

(Circle ONE)

Second Attempt:

Date:

Time:

A.M.

P.M.

Response

Non-Response

Vacancy

1. Including yourself, how many people usually live in this unit?

8

2. Including yourself, how many people in your family usually live in this unit?

8

3. Do any other families live in this unit?

(Circle)

Yes

NO

If yes, please complete an additional questionnaire for each family that lives in this unit. (Note. Do not include yourself as a member of another family or families.)

Compare your family's 2023 annual adjusted gross income, or your family's 2024 monthly / weekly income calculated on an annual basis, to the income eligibility figures listed below for your County.

4. Family Size:

8

Males:

3

Females:

5

Extremely Low- to Low-Income: <80% AMFI

Family Size	1	2	3	4	5	6	7	8	9	10	11	12
Income LESS than:	<	<	<	<	<	<	<	<	<	<	<	<
	\$44,250	\$50,600	\$56,900	\$63,200	\$68,300	\$73,350	\$78,400	\$83,450	\$88,480	\$93,536	\$98,592	\$103,648

Non-Low- and-Moderate Income: Greater than 80% AMFI

Family Size	1	2	3	4	5	6	7	8	9	10	11	12
Income MORE than:	>	>	>	>	>	>	>	>	>	>	>	>
	\$44,250	\$50,600	\$56,900	\$63,200	\$68,300	\$73,350	\$78,400	\$83,450	\$88,480	\$93,536	\$98,592	\$103,648

Race

White

Hispanic

Non-Hispanic

Black African American

Black African American and White

Asian

Asian and White

Native Hawaiian/Other Pacific Islander

American Indian/Alaskan Native

American Indian/Alaskan Native and Black African American

American Indian/Alaskan Native and White

Other Multi-Racial

TO BE COMPLETED BY ADMINISTRATIVE STAFF

Question Number:

108

Substituted In For:

Substituted Out For

NOTE: Failure to correctly complete this survey (e.g. selection of an incorrect income level for family size identified) may result in its disqualification from the survey or be considered a "Non-Response". See TxCDBG Survey Methodology for specific information.

2024 TxCDBG Survey Questionnaire
80% Only

Interviewers Name:

Jose Guzman

Place:

St. Paul

County Name:

San Patricio

Region:

Coastal Bend 20

Respondent's Information:

Street Address:

10522 Cr 2331 #1

Zip Code:

78387

Phone:

Contact Attempts:

First Attempt:

Date: 8/14/24

Time: 9:34

(Circle)

A.M.

P.M.

Second Attempt:

Date: 8/14/24

Time: 12:09

A.M.

P.M.

(Circle ONE)

Response

Non-Response

Vacancy

1. Including yourself, how many people usually live in this unit?

2. Including yourself, how many people in your family usually live in this unit?

3. Do any other families live in this unit?

(Circle)

Yes

No

If yes, please complete an additional questionnaire for each family that lives in this unit. (Note: Do not include yourself as a member of another family or families.) Compare your family's 2023 annual adjusted gross income, or your family's 2024 monthly weekly income calculated on an annual basis, to the income eligibility figures listed below for your County:

4. Family Size:

Males:

Females:

Extremely Low- to Low-Income: $\leq 80\%$ AMFI

Family Size	1	2	3	4	5	6	7	8	9	10	11	12
Income LESS than:	< \$44,250	< \$50,600	< \$56,900	< \$63,200	< \$68,300	< \$73,350	< \$78,400	< \$83,450	< \$88,480	< \$93,536	< \$98,592	< \$103,648

Non-Low- and Moderate Income: Greater than 80% AMFI

Family Size	1	2	3	4	5	6	7	8	9	10	11	12
Income MORE than:	> \$44,250	> \$50,600	> \$56,900	> \$63,200	> \$68,300	> \$73,350	> \$78,400	> \$83,450	> \$88,480	> \$93,536	> \$98,592	> \$103,648

Race

White

Black African American

Black African American and White

Asian

Asian and White

Native Hawaiian/Other Pacific Islander

American Indian/Alaskan Native

American Indian/Alaskan Native and Black African American

American Indian/Alaskan Native and White

Other Multi-Racial

Hispanic

Non-Hispanic

TO BE COMPLETED BY ADMINISTRATIVE STAFF

Questionnaire Number:

109

Substituted In For:

Substituted Out For:

NOTE: Failure to correctly complete this survey (e.g. selection of an incorrect income level for family size identified) may result in its disqualification from the survey or be considered a "Non-Response." See TxCDBG Survey Methodology for specific information.

Should be 14595 CR 700

2024 TxCDBG Survey Questionnaire

80% Only

Interviewers Name: Danny Stewart

Place:

St. Paul

County Name:

San Patricio

Region:

Coastal Bend 20

Respondent's Information: shows as service address - this is incorrect

Street Address:

~~10522 CR 2551 #2~~

Zip Code:

78387

Phone:

Contact Attempts:

~~1st~~ 14595 CR 700

(Circle)

First Attempt:

Date: 8/23/24 Time: 6:45

A.M.

(P.M.)

Second Attempt:

Date: 8/23/24 Time: 8:00

(A.M.)

P.M.

Response

(Circle ONE)

Non-Response

Vacancy

1. Including yourself, how many people usually live in this unit?

2. Including yourself, how many people in your family usually live in this unit?

3. Do any other families live in this unit?

(Circle)

Yes

No

If yes, please complete an additional questionnaire for each family that lives in this unit. (Note: Do not include yourself as a member of another family or families.) Compare your family's 2023 annual adjusted gross income, or your family's 2024 monthly / weekly income calculated on an annual basis, to the income eligibility figures listed below for your County.

4. Family Size:

Males:

Females:

Extremely Low- to Low-Income: <80% AMFI

Family Size	1	2	3	4	5	6	7	8	9	10	11	12
Income LESS than:	<	<	<	<	<	<	<	<	<	<	<	<
	\$44,250	\$50,600	\$56,900	\$63,200	\$68,300	\$73,350	\$78,400	\$83,450	\$88,480	\$93,536	\$98,592	\$103,648

Non-Low- and Moderate Income: Greater than 80% AMFI

Family Size	1	2	3	4	5	6	7	8	9	10	11	12
Income MORE than:	>	>	>	>	>	>	>	>	>	>	>	>
	\$44,250	\$50,600	\$56,900	\$63,200	\$68,300	\$73,350	\$78,400	\$83,450	\$88,480	\$93,536	\$98,592	\$103,648

Race

	Hispanic	Non-Hispanic
White		
Black African American		
Black African American and White		
Asian		
Asian and White		
Native Hawaiian/Other Pacific Islander		
American Indian/Alaskan Native		
American Indian/Alaskan Native and Black African American		
American Indian/Alaskan Native and White		
Other Multi-Racial		

TO BE COMPLETED BY ADMINISTRATIVE STAFF

Questionnaire Number:

110

Substituted In For:

Substituted Out For

NOTE: Failure to correctly complete this survey (e.g. selection of an incorrect income level for family size identified) may result in its disqualification from the survey or be considered a "Non-Response". See TxCDBG Survey Methodology for specific information.

2024 TxCDBG Survey Questionnaire
80% Only

Interviewers Name:

Jane Gunnar

Place:

St. Paul

County Name:

San Patricio

Region:

Coastal Bend 20

Respondent's Information:

Street Address:

10560 cr2331

Zip Code:

78387

Phone:

361-424-2248

Contact Attempts:

First Attempt:

Date: 8/14/24

Time: 11:53

(Circle) A.M.

P.M.

Second Attempt:

Date: 8/14/24

Time: 1:02

A.M.

(Circle) P.M.

(Circle ONE)

(Circle) Response

Non-Response

Vacancy

1. Including yourself, how many people usually live in this unit?

3

2. Including yourself, how many people in your family usually live in this unit?

3

3. Do any other families live in this unit?

(Circle)

Yes

(Circle) No

If yes, please complete an additional questionnaire for each family that lives in this unit. (Note: Do not include yourself as a member of another family or families.) Compare your family's 2023 annual adjusted gross income, or your family's 2024 monthly weekly income calculated on an annual basis, to the income eligibility figures listed below for your County.

4. Family Size:

3

Males:

1

Females:

2

Extremely Low- to Low-Income: 80% AMFI

Family Size	1	2	3	4	5	6	7	8	9	10	11	12
Income LESS than:	< \$44,250	< \$50,600	< \$56,900	< \$63,200	< \$68,300	< \$73,350	< \$78,400	< \$83,450	< \$88,480	< \$93,536	< \$98,592	< \$103,648

Non-Low- and-Moderate Income: Greater than 80% AMFI

Family Size	1	2	3	4	5	6	7	8	9	10	11	12
Income MORE than:	> \$44,250	> \$50,600	> \$56,900	> \$63,200	> \$68,300	> \$73,350	> \$78,400	> \$83,450	> \$88,480	> \$93,536	> \$98,592	> \$103,648

Race

White

Black African American

Black African American and White

Asian

Asian and White

Native Hawaiian/Other Pacific Islander

American Indian/Alaskan Native

American Indian/Alaskan Native and Black African American

American Indian/Alaskan Native and White

Other Multi-Racial

Hispanic

Non-Hispanic

3

TO BE COMPLETED BY ADMINISTRATIVE STAFF

Questionnaire Number:

112

Substituted In For:

Substituted Out For:

NOTE: Failure to correctly complete this survey (e.g. selection of an incorrect income level for family size identified) may result in its disqualification from the survey or be considered a "Non-Response". See TxCDBG Survey Methodology for specific information.

2024 TxCDBG Survey Questionnaire

80% Only

Interviewers Name:

Josue bonilla

Place:

St. Paul

County Name:

San Patricio

Region:

Coastal Bend 20

Respondent's Information:

Street Address:

10564 CR 2331

Zip Code:

78387

Phone:

Contact Attempts:

First Attempt:

Date: 8/14/24

Time: 2:04

A.M.

(P.M.)

Second Attempt:

Date: 8/14/24

Time: 4:14

A.M.

(P.M.)

Response:

(Circle ONE)

Non-Response

Vacancy

1. Including yourself, how many people usually live in this unit?

2. Including yourself, how many people in your family usually live in this unit?

3. Do any other families live in this unit?

(Circle)

Yes

No

If yes, please complete an additional questionnaire for each family that lives in this unit. (Note: Do not include yourself as a member of another family or families.) Compare your family's 2023 annual adjusted gross income, or your family's 2024 monthly weekly income calculated on an annual basis, to the income eligibility figures listed below for your County:

4. Family Size:

Males:

Females:

Extremely Low- to Low-Income: 80% AMI

Family Size	1	2	3	4	5	6	7	8	9	10	11	12
Income LESS than:	< \$44,250	< \$50,600	< \$56,900	< \$63,200	< \$68,300	< \$73,350	< \$78,400	< \$83,450	< \$88,480	< \$93,536	< \$98,592	< \$103,648

Non-Low- and-Moderate Income: Greater than 80% AMI

Family Size	1	2	3	4	5	6	7	8	9	10	11	12
Income MORE than:	> \$44,250	> \$50,600	> \$56,900	> \$63,200	> \$68,300	> \$73,350	> \$78,400	> \$83,450	> \$88,480	> \$93,536	> \$98,592	> \$103,648

Race

White

Black African American

Black African American and White

Asian

Asian and White

Native Hawaiian/Other Pacific Islander

American Indian/Alaskan Native

American Indian/Alaskan Native and Black African American

American Indian/Alaskan Native and White

Other Multi-Racial

Hispanic

Non-Hispanic

TO BE COMPLETED BY ADMINISTRATIVE STAFF

Questionnaire Number:

113

Substituted In For:

Substituted Out For:

NOTE: Failure to correctly complete this survey (e.g. selection of an incorrect income level for family size identified) may result in its disqualification from the survey or be considered a "Non-Response". See TxCDBG Survey Methodology for specific information.

2024 TxCDBG Survey Questionnaire

Interviewers Name: Josue Gonzalez

80% Only

Place:

St. Paul

County Name:

San Patricio

Region:

Coastal Bend 20

Respondent's Information:

Street Address:

10492 Cr 2337

Zip Code:

78387

Phone:

361-793-6167

Contact Attempts:

First Attempt:

Date: 5/3/24

Time: 3:52

A.M.

P.M.

(Circle ONE)

Second Attempt:

Date: _____

Time: _____

A.M.

P.M.

Response

Non-Response

Vacancy

1. Including yourself, how many people usually live in this unit?

5

2. Including yourself, how many people in your family usually live in this unit?

5

3. Do any other families live in this unit?

(Circle)

Yes

No

If yes, please complete an additional questionnaire for each family that lives in this unit. (Note: Do not include yourself as a member of another family or families.)

Compare your family's 2023 annual adjusted gross income, or your family's 2024 monthly / weekly income calculated on an annual basis, to the income eligibility figures listed below for your County.

4. Family Size:

5

Males:

2

Females:

3

Extremely Low- to Low-Income: <80% AMFI

Family Size	1	2	3	4	5	6	7	8	9	10	11	12
Income LESS than:	< \$44,250	< \$50,600	< \$56,900	< \$63,200	< \$68,300	< \$73,350	< \$78,400	< \$83,450	< \$88,480	< \$93,536	< \$98,592	< \$103,648

Non-Low- and-Moderate Income: Greater than 80% AMFI

Family Size	1	2	3	4	5	6	7	8	9	10	11	12
Income MORE than:	> \$44,250	> \$50,600	> \$56,900	> \$63,200	> \$68,300	> \$73,350	> \$78,400	> \$83,450	> \$88,480	> \$93,536	> \$98,592	> \$103,648

Race

White

Hispanic

Non-Hispanic

Black African American

Black African American and White

Asian

Asian and White

Native Hawaiian/Other Pacific Islander

American Indian/Alaskan Native

American Indian/Alaskan Native and Black African American

American Indian/Alaskan Native and White

Other Multi-Racial

TO BE COMPLETED BY ADMINISTRATIVE STAFF

Questionnaire Number:

114

Substituted In For:

Substituted Out For:

NOTE: Failure to correctly complete this survey (e.g. selection of an incorrect income level for family size identified) may result in its disqualification from the survey or be considered a "Non-Response". See TxCDBG Survey Methodology for specific information.

2024 TxCDBG Survey Questionnaire

80% Only

Interviewers Name:

Josue Gonzalez

Place:

St. Paul

County Name:

San Patricio

Region:

Coastal Bend 20

Respondent's Information:

Street Address:

10507 CR 2337

Zip Code:

78387

Phone:

N/A

Contact Attempts:

First Attempt:

Date: 7/14/24

Time: 5:12

A.M.

P.M.

Second Attempt:

Date:

Time:

A.M.

P.M.

(Circle)

(Circle ONE)

Response

Non-Response

Vacancy

1. Including yourself, how many people usually live in this unit?

2. Including yourself, how many people in your family usually live in this unit?

3. Do any other families live in this unit?

(Circle)

Yes

No

If yes, please complete an additional questionnaire for each family that lives in this unit. (Note: Do not include yourself as a member of another family or families.) Compare your family's 2023 annual adjusted gross income, or your family's 2024 monthly weekly income calculated on an annual basis, to the income eligibility figures listed below for your County:

4. Family Size:

2

Males:

1

Females:

1

Extremely Low- to Low-Income: 80% AMFI

Family Size	1	2	3	4	5	6	7	8	9	10	11	12
Income LESS than:	< \$44,250	< \$50,600	< \$56,900	< \$63,200	< \$68,300	< \$73,350	< \$78,400	< \$83,450	< \$88,480	< \$93,536	< \$98,592	< \$103,648

Non-Low- and-Moderate Income: Greater than 80% AMFI

Family Size	1	2	3	4	5	6	7	8	9	10	11	12
Income MORE than:	> \$44,250	> \$50,600	> \$56,900	> \$63,200	> \$68,300	> \$73,350	> \$78,400	> \$83,450	> \$88,480	> \$93,536	> \$98,592	> \$103,648

Race

White

Black African American

Black African American and White

Asian

Asian and White

Native Hawaiian/Other Pacific Islander

American Indian/Alaskan Native

American Indian/Alaskan Native and Black African American

American Indian/Alaskan Native and White

Other Multi-Racial

Hispanic

Non-Hispanic

2

TO BE COMPLETED BY ADMINISTRATIVE STAFF

Questionnaire Number:

115

Substituted In For:

Substituted Out For:

NOTE: Failure to correctly complete this survey (e.g. selection of an incorrect income level for family size identified) may result in its disqualification from the survey or be considered a "Non-Response". See TxCDBG Survey Methodology for specific information.

2024 TxCDBG Survey Questionnaire

80% Only

Interviewers Name: Sandy Stewart

Place:

St. Paul

County Name:

San Patricio

Region:

Coastal Bend 20

Respondent's Information:

Street Address:

10510 CR 2337

Zip Code:

78387

Phone

361-587-2674

Contact Attempts:

First Attempt:

Date: 8/22/24

Time: 6:47 PM

(Circle) P.M.

Second Attempt:

Date: 9/22/24

Time: A.M.

(Circle) P.M.

(Circle ONE)

Response

Non-Response

Vacancy

1. Including yourself, how many people usually live in this unit?

5

2. Including yourself, how many people in your family usually live in this unit?

5

3. Do any other families live in this unit?

(Circle)

Yes

No

If yes, please complete an additional questionnaire for each family that lives in this unit. (Note: Do not include yourself as a member of another family or families.) Compare your family's 2023 annual adjusted gross income, or your family's 2024 monthly/weekly income calculated on an annual basis, to the income eligibility figures listed below for your County.

4. Family Size:

5

Males:

2

Females: 3

Extremely Low- to Low-Income: <80% AMFI

Family Size	1	2	3	4	5	6	7	8	9	10	11	12
Income LESS than:	< \$44,250	< \$50,600	< \$56,900	< \$63,200	< \$68,300	< \$73,350	< \$78,400	< \$83,450	< \$88,430	< \$93,536	< \$98,592	< \$103,648

Non-Low- and-Moderate Income: Greater than 80% AMFI

Family Size	1	2	3	4	5	6	7	8	9	10	11	12
Income MORE than:	> \$44,250	> \$50,600	> \$56,900	> \$63,200	> \$68,300	> \$73,350	> \$78,400	> \$83,450	> \$88,430	> \$93,536	> \$98,592	> \$103,648

Race

	Hispanic	Non-Hispanic
White	5	
Black African American		
Black African American and White		
Asian		
Asian and White		
Native Hawaiian/Other Pacific Islander		
American Indian/Alaskan Native		
American Indian/Alaskan Native and Black African American		
American Indian/Alaskan Native and White		
Other Multi-Racial		

TO BE COMPLETED BY ADMINISTRATIVE STAFF

Questionnaire Number:

116

Substituted In For:

Substituted Out For:

NOTE: Failure to correctly complete this survey (e.g. selection of an incorrect income level for family size identified) may result in its disqualification from the survey or be considered a "Non-Response". See TxCDBG Survey Methodology for specific information.

2024 TxCDBG Survey Questionnaire

Interviewers Name: Jessie Gutierrez

80% Only

Place:

St. Paul

County Name:

San Patricio

Region:

Coastal Bend 20

Respondent's Information:

Street Address:

10521 Cr 2337

Zip Code:

78387

Phone:

361-687-8350

Contact Attempts:

First Attempt:

Date: 8/3/24

Time: 3:40

A.M.

P.M.

Second Attempt:

Date:

Time:

A.M.

P.M.

Response

(Circle ONE)

Non-Response

Vacancy

1. Including yourself, how many people usually live in this unit?

5

2. Including yourself, how many people in your family usually live in this unit?

5

3. Do any other families live in this unit?

(Circle)

Yes

No

If yes, please complete an additional questionnaire for each family that lives in this unit. (Note: Do not include yourself as a member of another family or families.) Compare your family's 2023 annual adjusted gross income, or your family's 2024 monthly / weekly income calculated on an annual basis, to the income eligibility figures listed below for your County.

4. Family Size:

5

Males:

2

Females:

3

Extremely Low- to Low-Income: <80% AMFI

Family Size	1	2	3	4	5	6	7	8	9	10	11	12
Income LESS than:	< \$44,250	< \$50,600	< \$56,900	< \$63,200	< \$68,300	< \$73,350	< \$78,400	< \$83,450	< \$88,480	< \$93,536	< \$98,592	< \$103,648

Non-Low- and-Moderate Income: Greater than 80% AMFI

Family Size	1	2	3	4	5	6	7	8	9	10	11	12
Income MORE than:	> \$44,250	> \$50,600	> \$56,900	> \$63,200	> \$68,300	> \$73,350	> \$78,400	> \$83,450	> \$88,480	> \$93,536	> \$98,592	> \$103,648

Race

White

Hispanic

Non-Hispanic

Black African American

Black African American and White

Asian

Asian and White

Native Hawaiian/Other Pacific Islander

American Indian/Alaskan Native

American Indian/Alaskan Native and Black African American

American Indian/Alaskan Native and White

Other Multi-Racial

TO BE COMPLETED BY ADMINISTRATIVE STAFF

Questionnaire Number:

117

Substituted In For:

Substituted Out For:

NOTE: Failure to correctly complete this survey (e.g. selection of an incorrect income level for family size identified) may result in its disqualification from the survey or be considered a "Non-Response". See TxCDBG Survey Methodology for specific information.

2024 TxCDBG Survey Questionnaire
80% Only

Interviewers Name:

Josue Gonzalez

Place:

St. Paul

County Name:

San Patricio

Region:

Coastal Bend 20

Respondent's Information:

Street Address:

10571 Cr 2337

Zip Code:

78387

Phone:

361-816-5417

Contact Attempts:

First Attempt:

Date: 8/14/24

Time: 5:24

A.M.

P.M.

Second Attempt:

Date:

Time:

A.M.

P.M.

(Circle)

(Circle ONE)

Response

Non-Response

Vacancy

1. Including yourself, how many people usually live in this unit?

2. Including yourself, how many people in your family usually live in this unit?

3. Do any other families live in this unit?

(Circle)

Yes

No

If yes, please complete an additional questionnaire for each family that lives in this unit. (Note: Do not include yourself as a member of another family or families.)
Compare your family's 2023 annual adjusted gross income, or your family's 2024 monthly weekly income calculated on an annual basis, to the income eligibility figures listed below for your County:

4. Family Size:

7

Males:

4

Females:

3

Extremely Low- to Low-Income: 80% AMI

Family Size	1	2	3	4	5	6	7	8	9	10	11	12
Income LESS than:	<	<	<	<	<	<	<	<	<	<	<	<
	\$44,250	\$50,600	\$56,900	\$63,200	\$68,300	\$73,350	\$78,400	\$83,450	\$88,480	\$93,536	\$98,592	\$103,648

Non-Low- and-Moderate Income: Greater than 80% AMI

Family Size	1	2	3	4	5	6	7	8	9	10	11	12
Income MORE than:	>	>	>	>	>	>	>	>	>	>	>	>
	\$44,250	\$50,600	\$56,900	\$63,200	\$68,300	\$73,350	\$78,400	\$83,450	\$88,480	\$93,536	\$98,592	\$103,648

Race

White

Black African American

Black African American and White

Asian

Asian and White

Native Hawaiian/Other Pacific Islander

American Indian/Alaskan Native

American Indian/Alaskan Native and Black African American

American Indian/Alaskan Native and White

Other Multi-Racial

Hispanic

Non-Hispanic

7

TO BE COMPLETED BY ADMINISTRATIVE STAFF

Questionnaire Number:

118

Substituted In For:

Substituted Out For:

NOTE: Failure to correctly complete this survey (e.g. selection of an incorrect income level for family size identified) may result in its disqualification from the survey or be considered a "Non-Response". See TxCDBG Survey Methodology for specific information.

2024 TxCDBG Survey Questionnaire

80% Only

Interviewers Name:

JOSUE GONZALEZ

Place:

St. Paul

County Name:

San Patricio

Region:

Coastal Bend 20

Respondent's Information:

Street Address:

10573 CR 2337

Zip Code:

78387

Phone:

Contact Attempts:

First Attempt:

Date: 8/14/24

Time: 2:11

A.M.

(P.M.)

Second Attempt:

Date: 8/14/24

Time: 5:19

A.M.

(P.M.)

(Circle ONE)

Response

(Non-Response)

Vacancy

1. Including yourself, how many people usually live in this unit?

2. Including yourself, how many people in your family usually live in this unit?

3. Do any other families live in this unit?

(Circle)

Yes

No

If yes, please complete an additional questionnaire for each family that lives in this unit. (Note: Do not include yourself as a member of another family or families.) Compare your family's 2023 annual adjusted gross income, or your family's 2024 monthly/weekly income calculated on an annual basis, to the income eligibility figures listed below for your County:

4. Family Size:

Males:

Females:

Extremely Low- to Low-Income: 80% AMFI

Family Size	1	2	3	4	5	6	7	8	9	10	11	12
Income LESS than:	<	<	<	<	<	<	<	<	<	<	<	<
	\$44,250	\$50,600	\$56,900	\$63,200	\$68,300	\$73,350	\$78,400	\$83,450	\$88,480	\$93,536	\$98,592	\$103,648

Non-Low- and-Moderate Income: Greater than 80% AMFI

Family Size	1	2	3	4	5	6	7	8	9	10	11	12
Income MORE than:	>	>	>	>	>	>	>	>	>	>	>	>
	\$44,250	\$50,600	\$56,900	\$63,200	\$68,300	\$73,350	\$78,400	\$83,450	\$88,480	\$93,536	\$98,592	\$103,648

Race

White

Black African American

Black African American and White

Asian

Asian and White

Native Hawaiian/Other Pacific Islander

American Indian/Alaskan Native

American Indian/Alaskan Native and Black African American

American Indian/Alaskan Native and White

Other Multi-Racial

Hispanic

Non-Hispanic

TO BE COMPLETED BY ADMINISTRATIVE STAFF

Questionnaire Number:

119

Substituted In For:

Substituted Out For:

NOTE: Failure to correctly complete this survey (e.g. selection of an incorrect income level for family size identified) may result in its disqualification from the survey or be considered a "Non-Response". See TxCDBG Survey Methodology for specific information

2024 TxCDBG Survey Questionnaire

80% Only .

Interviewers Name:

Sandy Stewart

Place:

St. Paul

County Name:

San Patricio

Region:

Coastal Bend 20

Respondent's Information:

Vacant Trailer

Street Address:

10410 CR 2343

Zip Code:

78387

Phone:

Contact Attempts:

(Circle)

First Attempt:

Date:

Time:

A.M.

P.M.

Second Attempt:

Date:

Time:

A.M.

P.M.

(Circle ONE)

Response

Non-Response

Vacancy

1. Including yourself, how many people usually live in this unit?

2. Including yourself, how many people in your family usually live in this unit?

3. Do any other families live in this unit?

(Circle)

Yes

No

If yes, please complete an additional questionnaire for each family that lives in this unit. (Note: Do not include yourself as a member of another family or families.) Compare your family's 2023 annual adjusted gross income, or your family's 2024 monthly weekly income calculated on an annual basis, to the income eligibility figures listed below for your County.

4. Family Size:

Males:

Females:

Extremely Low- to Low-Income: < 80% AMFI

Family Size	1	2	3	4	5	6	7	8	9	10	11	12
Income LESS than:	< \$44,250	< \$50,600	< \$56,900	< \$63,200	< \$68,300	< \$73,350	< \$78,400	< \$83,450	< \$88,480	< \$93,536	< \$98,592	< \$103,648

Non-Low- and-Moderate Income: Greater than 80% AMFI

Family Size	1	2	3	4	5	6	7	8	9	10	11	12
Income MORE than:	> \$44,250	> \$50,600	> \$56,900	> \$63,200	> \$68,300	> \$73,350	> \$78,400	> \$83,450	> \$88,480	> \$93,536	> \$98,592	> \$103,648

Race

White

Black African American

Black African American and White

Asian

Asian and White

Native Hawaiian/Other Pacific Islander

American Indian/Alaskan Native

American Indian/Alaskan Native and Black African American

American Indian/Alaskan Native and White

Other Multi-Racial

Hispanic

Non-Hispanic

TO BE COMPLETED BY ADMINISTRATIVE STAFF

Questionnaire Number:

121

Substituted In For:

Substituted Out For

NOTE: Failure to correctly complete this survey (e.g. selection of an incorrect income level for family size identified) may result in its disqualification from the survey or be considered a "Non-Response". See TxCDBG Survey Methodology for specific information.

2024 TxCDBG Survey Questionnaire

80% Only

Interviewers Name: Sandy Stewart

Place:

St. Paul

County Name:

San Patricio

Region:

Coastal Bend 20

Respondent's Information:

Street Address: 10438 CR 2343 Zip Code: 78387 Phone: _____

Contact Attempts:

First Attempt: Date: 8/22/24 Time: 3:35 A.M. (P.M.)

Second Attempt: Date: 8/22/24 Time: 5:00 A.M. (P.M.)

Response (Circle ONE) Non-Response Vacancy

1. Including yourself, how many people usually live in this unit?

2. Including yourself, how many people in your family usually live in this unit?

3. Do any other families live in this unit?

(Circle) Yes No

If yes, please complete an additional questionnaire for each family that lives in this unit. (Note: Do not include yourself as a member of another family or families.) Compare your family's 2023 annual adjusted gross income, or your family's 2024 monthly / weekly income calculated on an annual basis, to the income eligibility figures listed below for your County.

4. Family Size: _____

Males: _____ Females: _____

Extremely Low- to Low-Income: <80% AMFI

Family Size	1	2	3	4	5	6	7	8	9	10	11	12
Income LESS than:	< \$44,250	< \$50,600	< \$56,900	< \$63,200	< \$68,300	< \$73,350	< \$78,400	< \$83,450	< \$88,480	< \$93,536	< \$98,592	< \$103,648

Non-Low- and-Moderate Income: Greater than 80% AMFI

Family Size	1	2	3	4	5	6	7	8	9	10	11	12
Income MORE than:	> \$44,250	> \$50,600	> \$56,900	> \$63,200	> \$68,300	> \$73,350	> \$78,400	> \$83,450	> \$88,480	> \$93,536	> \$98,592	> \$103,648

Race	Hispanic	Non-Hispanic
White		
Black African American		
Black African American and White		
Asian		
Asian and White		
Native Hawaiian/Other Pacific Islander		
American Indian/Alaskan Native		
American Indian/Alaskan Native and Black African American		
American Indian/Alaskan Native and White		
Other Multi-Racial		

TO BE COMPLETED BY ADMINISTRATIVE STAFF

Questionnaire Number:

122

Substituted In For:

Substituted Out For

NOTE: Failure to correctly complete this survey (e.g. selection of an incorrect income level for family size identified) may result in its disqualification from the survey or be considered a "Non-Response". See TxCDBG Survey Methodology for specific information.

2024 TxCDBG Survey Questionnaire

Interviewers Name:

Josue Gonzalez

80% Only

Place:

St. Paul

County Name:

San Patricio

Region:

Coastal Bend 20

Respondent's Information:

Street Address:

10519 CR 2343

Zip Code:

78387

Phone:

361-443-1240

Contact Attempts:

First Attempt:

Date:

8-4-24

Time:

8:03

A.M.

(P.M.)

Second Attempt:

Date:

Time:

A.M.

P.M.

(Circle ONE)

Response

Non-Response

Vacancy

1. Including yourself, how many people usually live in this unit?

3

2. Including yourself, how many people in your family usually live in this unit?

3

3. Do any other families live in this unit?

(Circle)

Yes

No

If yes, please complete an additional questionnaire for each family that lives in this unit. (Note: Do not include yourself as a member of another family or families.)

Compare your family's 2023 annual adjusted gross income, or your family's 2024 monthly / weekly income calculated on an annual basis, to the income eligibility figures listed below for your County.

4. Family Size:

3

Males:

2

Females:

1

Extremely Low- to Low-Income: <80% AMFI

Family Size	1	2	3	4	5	6	7	8	9	10	11	12
Income LESS than:	< \$44,250	< \$50,600	< \$56,900	< \$63,200	< \$68,300	< \$73,350	< \$78,400	< \$83,450	< \$88,480	< \$93,536	< \$98,592	< \$103,648

Non-Low- and-Moderate Income: Greater than 80% AMFI

Family Size	1	2	3	4	5	6	7	8	9	10	11	12
Income MORE than:	> \$44,250	> \$50,600	> \$56,900	> \$63,200	> \$68,300	> \$73,350	> \$78,400	> \$83,450	> \$88,480	> \$93,536	> \$98,592	> \$103,648

Race

White

Hispanic

Non-Hispanic

Black African American

Black African American and White

Asian

Asian and White

Native Hawaiian/Other Pacific Islander

American Indian/Alaskan Native

American Indian/Alaskan Native and Black African American

American Indian/Alaskan Native and White

Other Multi-Racial

TO BE COMPLETED BY ADMINISTRATIVE STAFF

Questionnaire Number:

123

Substituted In For:

Substituted Out For:

NOTE: Failure to correctly complete this survey (e.g. selection of an incorrect income level for family size identified) may result in its disqualification from the survey or be considered a "Non-Response". See TxCDBG Survey Methodology for specific information.

2024 TxCDBG Survey Questionnaire

80% Only

Interviewers Name:

Jose Gutierrez

Place:

St. Paul

County Name:

San Patricio

Region:

Coastal Bend 20

Respondent's Information:

Street Address:

10521 Cr 2343

Zip Code:

78387

Phone:

N/A

Contact Attempts:

First Attempt:

Date: 8/14/24

Time: 5:32

A.M.

P.M.

Second Attempt:

Date:

Time:

A.M.

P.M.

(Circle)

Response

(Circle ONE)

Non-Response

Vacancy

1. Including yourself, how many people usually live in this unit?

6

2. Including yourself, how many people in your family usually live in this unit?

6

3. Do any other families live in this unit?

(Circle)

Yes

No

If yes, please complete an additional questionnaire for each family that lives in this unit. (Note: Do not include yourself as a member of another family or families.) Compare your family's 2023 annual adjusted gross income, or your family's 2024 monthly/weekly income calculated on an annual basis, to the income eligibility figures listed below for your County.

4. Family Size:

6

Males:

3

Females:

3

Extremely Low- to Low-Income: 80% AMFI

Family Size	1	2	3	4	5	6	7	8	9	10	11	12
Income LESS than:	<	<	<	<	<	<	<	<	<	<	<	<
	\$44,250	\$50,600	\$56,900	\$63,200	\$68,300	\$73,350	\$78,400	\$83,450	\$88,480	\$93,536	\$98,592	\$103,648

Non-Low- and-Moderate Income: Greater than 80% AMFI

Family Size	1	2	3	4	5	6	7	8	9	10	11	12
Income MORE than:	>	>	>	>	>	>	>	>	>	>	>	>
	\$44,250	\$50,600	\$56,900	\$63,200	\$68,300	\$73,350	\$78,400	\$83,450	\$88,480	\$93,536	\$98,592	\$103,648

Race

White

Black African American

Black African American and White

Asian

Asian and White

Native Hawaiian/Other Pacific Islander

American Indian/Alaskan Native

American Indian/Alaskan Native and Black African American

American Indian/Alaskan Native and White

Other Multi-Racial

Hispanic

Non-Hispanic

6

TO BE COMPLETED BY ADMINISTRATIVE STAFF

Questionnaire Number:

124

Substituted In For:

Substituted Out For:

NOTE: Failure to correctly complete this survey (e.g. selection of an incorrect income level for family size identified) may result in its disqualification from the survey or be considered a "Non-Response". See TxCDBG Survey Methodology for specific information.

2024 TxCDBG Survey Questionnaire

Interviewers Name: Jose Gonzalez

80% Only

Place:

St. Paul

County Name:

San Patricio

Region:

Coastal Bend 20

Respondent's Information:

Street Address: 10576 Cr 2343 Zip Code: 78387 Phone: 903-867-0256

Contact Attempts:

First Attempt: Date: 5/3/24 Time: 2:25 (Circle) A.M. P.M. (Circle ONE) Response Response Non-Response Vacancy

Second Attempt: Date: _____ Time: _____ A.M. P.M.

1. Including yourself, how many people usually live in this unit?

1

2. Including yourself, how many people in your family usually live in this unit?

1

3. Do any other families live in this unit?

(Circle) Yes No

If yes, please complete an additional questionnaire for each family that lives in this unit. (Note: Do not include yourself as a member of another family or families.) Compare your family's 2023 annual adjusted gross income, or your family's 2024 monthly / weekly income calculated on an annual basis, to the income eligibility figures listed below for your County.

4. Family Size:

1

Males: _____ Females: 1

Extremely Low- to Low-Income: <80% AMFI

Family Size	1	2	3	4	5	6	7	8	9	10	11	12
Income LESS than:	<u><</u> \$44,250	< \$50,600	< \$56,900	< \$63,200	< \$68,300	< \$73,350	< \$78,400	< \$83,450	< \$88,480	< \$93,536	< \$98,592	< \$103,648

Non-Low- and-Moderate Income: Greater than 80% AMFI

Family Size	1	2	3	4	5	6	7	8	9	10	11	12
Income MORE than:	> \$44,250	> \$50,600	> \$56,900	> \$63,200	> \$68,300	> \$73,350	> \$78,400	> \$83,450	> \$88,480	> \$93,536	> \$98,592	> \$103,648

Race

	Hispanic	Non-Hispanic
White	<u>1</u>	
Black African American		
Black African American and White		
Asian		
Asian and White		
Native Hawaiian/Other Pacific Islander		
American Indian/Alaskan Native		
American Indian/Alaskan Native and Black African American		
American Indian/Alaskan Native and White		
Other Multi-Racial		

TO BE COMPLETED BY ADMINISTRATIVE STAFF

Questionnaire Number:

125

Substituted In For:

Substituted Out For

NOTE: Failure to correctly complete this survey (e.g. selection of an incorrect income level for family size identified) may result in its disqualification from the survey or be considered a "Non-Response". See TxCDBG Survey Methodology for specific information.

2024 TxCDBG Survey Questionnaire
80% Only.

Interviewers Name:

Sandy Stewart

Place:

St. Paul

County Name:

San Patricio

Region:

Coastal Bend 20

Respondent's Information:

Membership Terminated

Street Address:

16576 CR 2343 # 3

Zip Code:

78387

Phone:

361-432-2277

Contact Attempts:

First Attempt:

Date: 8/22/24

Time: 11:35

(Circle)
A.M.

P.M.

Second Attempt:

Date: _____

Time: _____

A.M.

P.M.

(Circle ONE)
Response

Non-Response

Vacancy

2

2

1. Including yourself, how many people usually live in this unit?

2. Including yourself, how many people in your family usually live in this unit?

3. Do any other families live in this unit?

(Circle)

Yes

No

If yes, please complete an additional questionnaire for each family that lives in this unit. (Note: Do not include yourself as a member of another family or families.) Compare your family's 2023 annual adjusted gross income, or your family's 2024 monthly weekly income calculated on an annual basis, to the income eligibility figures listed below for your County.

4. Family Size:

2

Males:

1

Females:

1

Extremely Low-to-Low-Income: 80% AMFI

Family Size	1	2	3	4	5	6	7	8	9	10	11	12
Income LESS than:	< \$44,250	< \$50,600	< \$56,900	< \$63,200	< \$68,300	< \$73,350	< \$78,400	< \$83,450	< \$88,480	< \$93,536	< \$98,592	< \$103,648

Non-Low-and-Moderate Income: Greater than 80% AMFI

Family Size	1	2	3	4	5	6	7	8	9	10	11	12
Income MORE than:	> \$44,250	> \$50,600	> \$56,900	> \$63,200	> \$68,300	> \$73,350	> \$78,400	> \$83,450	> \$88,480	> \$93,536	> \$98,592	> \$103,648

Race

White

Black African American

Black African American and White

Asian

Asian and White

Native Hawaiian/Other Pacific Islander

American Indian/Alaskan Native

American Indian/Alaskan Native and Black African American

American Indian/Alaskan Native and White

Other Multi-Racial

Hispanic

Non-Hispanic

TO BE COMPLETED BY ADMINISTRATIVE STAFF

Questionnaire Number:

126

Substituted In For:

Substituted Out For:

NOTE: Failure to correctly complete this survey (e.g. selection of an incorrect income level for family size identified) may result in its disqualification from the survey or be considered a "Non-Response". See TxCDBG Survey Methodology for specific information.

2024 TxCDBG Survey Questionnaire

Interviewers Name:

Josue Gonzalez

80% Only

Place:

St. Paul

County Name:

San Patricio

Region:

Coastal Bend 20

Respondent's Information:

Street Address:

10608 Cr 2343

Zip Code:

78387

Phone:

361-425-6532

Contact Attempts:

First Attempt:

Date: 8/14/24

Time: 5:40

A.M.

☒ P.M.

Second Attempt:

Date:

Time:

A.M.

P.M.

(Circle ONE)

☒ Response

☐ Non-Response

☐ Vacancy

1. Including yourself, how many people usually live in this unit?

4

2. Including yourself, how many people in your family usually live in this unit?

4

3. Do any other families live in this unit?

(Circle)

Yes

☒ No

If yes, please complete an additional questionnaire for each family that lives in this unit. (Note: Do not include yourself as a member of another family or families.) Compare your family's 2023 annual adjusted gross income, or your family's 2024 monthly weekly income calculated on an annual basis, to the income eligibility figures listed below for your County:

4. Family Size:

4

Males:

3

Females:

1

Extremely Low- to Low-Income: 80% AMFI

Family Size	1	2	3	4	5	6	7	8	9	10	11	12
Income LESS than:	< \$44,250	< \$50,600	< \$56,900	< \$63,200	< \$68,300	< \$73,350	< \$78,400	< \$83,450	< \$88,480	< \$93,536	< \$98,592	< \$103,648

Non-Low- and-Moderate Income: Greater than 80% AMFI

Family Size	1	2	3	4	5	6	7	8	9	10	11	12
Income MORE than:	> \$44,250	> \$50,600	> \$56,900	> \$63,200	> \$68,300	> \$73,350	> \$78,400	> \$83,450	> \$88,480	> \$93,536	> \$98,592	> \$103,648

Race

White

Black African American

Black African American and White

Asian

Asian and White

Native Hawaiian/Other Pacific Islander

American Indian/Alaskan Native

American Indian/Alaskan Native and Black African American

American Indian/Alaskan Native and White

Other Multi-Racial

Hispanic

Non-Hispanic

4

TO BE COMPLETED BY ADMINISTRATIVE STAFF

Questionnaire Number:

127

Substituted In For:

Substituted Out For:

NOTE: Failure to correctly complete this survey (e.g. selection of an incorrect income level for family size identified) may result in its disqualification from the survey or be considered a "Non-Response". See TxCDBG Survey Methodology for specific information.

2024 TxCDBG Survey Questionnaire

Interviewers Name: Josue Gonzalez

80% Only

Place:

St. Paul

County Name:

San Patricio

Region:

Coastal Bend 20

Respondent's Information:

Street Address: 10615 Cr 2343 Zip Code: 78878 Phone: 361-290-1615

Contact Attempts:

First Attempt: Date: 4/12/24 Time: 5:29 A.M. P.M. (Circle)
Second Attempt: Date: _____ Time: _____ A.M. P.M. (Circle ONE) Response Non-Response Vacancy

1. Including yourself, how many people usually live in this unit?

3

2. Including yourself, how many people in your family usually live in this unit?

3

3. Do any other families live in this unit?

(Circle) Yes No

If yes, please complete an additional questionnaire for each family that lives in this unit. (Note: Do not include yourself as a member of another family or families.) Compare your family's 2023 annual adjusted gross income, or your family's 2024 monthly / weekly income calculated on an annual basis, to the income eligibility figures listed below for your County.

4. Family Size:

Males: 1 Females: 2

Extremely Low- to Low-Income: <80% AMFI

Family Size	1	2	3	4	5	6	7	8	9	10	11	12
Income LESS than:	< \$44,250	< \$50,600	< \$56,900	< \$63,200	< \$68,300	< \$73,350	< \$78,400	< \$83,450	< \$88,480	< \$93,536	< \$98,592	< \$103,648

Non-Low- and-Moderate Income: Greater than 80% AMFI

Family Size	1	2	3	4	5	6	7	8	9	10	11	12
Income MORE than:	> \$44,250	> \$50,600	> \$56,900	> \$63,200	> \$68,300	> \$73,350	> \$78,400	> \$83,450	> \$88,480	> \$93,536	> \$98,592	> \$103,648

Race

	Hispanic	Non-Hispanic
White	<u>3</u>	
Black African American		
Black African American and White		
Asian		
Asian and White		
Native Hawaiian/Other Pacific Islander		
American Indian/Alaskan Native		
American Indian/Alaskan Native and Black African American		
American Indian/Alaskan Native and White		
Other Multi-Racial		

TO BE COMPLETED BY ADMINISTRATIVE STAFF

Questionnaire Number:

128

Substituted In For:

Substituted Out For:

NOTE: Failure to correctly complete this survey (e.g. selection of an incorrect income level for family size identified) may result in its disqualification from the survey or be considered a "Non-Response". See TxCDBG Survey Methodology for specific information.

2024 TxCDBG Survey Questionnaire

Interviewers Name:

Josue Gonzalez

80% Only

Place:

St. Paul

County Name:

San Patricio

Region:

Coastal Bend 20

Respondent's Information:

Street Address:

10271 CR2349

Zip Code:

78387

Phone:

361-437 8813

Contact Attempts:

First Attempt:

Date: 5/15/24

Time: 5:40

A.M.

P.M.

(Circle)

(Circle ONE)

Second Attempt:

Date:

Time:

A.M.

P.M.

Response

Non-Response

Vacancy

1. Including yourself, how many people usually live in this unit?

2

2. Including yourself, how many people in your family usually live in this unit?

2

3. Do any other families live in this unit?

(Circle)

Yes

No

If yes, please complete an additional questionnaire for each family that lives in this unit. (Note: Do not include yourself as a member of another family or families.)

Compare your family's 2023 annual adjusted gross income, or your family's 2024 monthly / weekly income calculated on an annual basis, to the income eligibility figures listed below for your County.

4. Family Size:

2

Males:

1

Females:

1

Extremely Low- to Low-Income: <80% AMFI

Family Size	1	2	3	4	5	6	7	8	9	10	11	12
Income LESS than:	< \$44,250	< \$50,600	< \$56,900	< \$63,200	< \$68,300	< \$73,350	< \$78,400	< \$83,450	< \$88,480	< \$93,536	< \$98,592	< \$103,648

Non-Low- and-Moderate Income: Greater than 80% AMFI

Family Size	1	2	3	4	5	6	7	8	9	10	11	12
Income MORE than:	> \$44,250	> \$50,600	> \$56,900	> \$63,200	> \$68,300	> \$73,350	> \$78,400	> \$83,450	> \$88,480	> \$93,536	> \$98,592	> \$103,648

Race

White

Hispanic

Non-Hispanic

Black African American

Black African American and White

Asian

Asian and White

Native Hawaiian/Other Pacific Islander

American Indian/Alaskan Native

American Indian/Alaskan Native and Black African American

American Indian/Alaskan Native and White

Other Multi-Racial

TO BE COMPLETED BY ADMINISTRATIVE STAFF

Questionnaire Number:

129

Substituted In For:

Substituted Out For:

NOTE: Failure to correctly complete this survey (e.g. selection of an incorrect income level for family size identified) may result in its disqualification from the survey or be considered a "Non-Response". See TxCDBG Survey Methodology for specific information.

2024 TxCDBG Survey Questionnaire

80% Only

Interviewers Name: XXUL Gm2262

Place:

St. Paul

County Name:

San Patricio

Region:

Coastal Bend 20

Respondent's Information:

Street Address:

10247 CR2349

Zip Code:

78387

Phone:

361-364-3513

Contact Attempts:

First Attempt:

Date: 6-5-24

Time: 8:15 PM

A.M.

P.M.

Second Attempt:

Date: _____

Time: _____

A.M.

P.M.

(Circle ONE)

Response

Non-Response

Vacancy

1. Including yourself, how many people usually live in this unit?

2. Including yourself, how many people in your family usually live in this unit?

3. Do any other families live in this unit?

(Circle)

Yes

No

If yes, please complete an additional questionnaire for each family that lives in this unit. (Note: Do not include yourself as a member of another family or families.) Compare your family's 2023 annual adjusted gross income, or your family's 2024 monthly / weekly income calculated on an annual basis, to the income eligibility figures listed below for your County.

4. Family Size:

2

Males:

Females:

Extremely Low- to Low-Income: <80% AMFI

Family Size	1	2	3	4	5	6	7	8	9	10	11	12
Income LESS than:	< \$44,250	< \$50,600	< \$56,900	< \$63,200	< \$68,300	< \$73,350	< \$78,400	< \$83,450	< \$88,480	< \$93,536	< \$98,592	< \$103,648

Non-Low- and-Moderate Income: Greater than 80% AMFI

Family Size	1	2	3	4	5	6	7	8	9	10	11	12
Income MORE than:	> \$44,250	> \$50,600	> \$56,900	> \$63,200	> \$68,300	> \$73,350	> \$78,400	> \$83,450	> \$88,480	> \$93,536	> \$98,592	> \$103,648

Race

	Hispanic	Non-Hispanic
White	<input checked="" type="checkbox"/>	
Black African American		
Black African American and White		
Asian		
Asian and White		
Native Hawaiian/Other Pacific Islander		
American Indian/Alaskan Native		
American Indian/Alaskan Native and Black African American		
American Indian/Alaskan Native and White		
Other Multi-Racial		

TO BE COMPLETED BY ADMINISTRATIVE STAFF

Questionnaire Number:

130

Substituted In For:

Substituted Out For

NOTE: Failure to correctly complete this survey (e.g. selection of an incorrect income level for family size identified) may result in its disqualification from the survey or be considered a "Non-Response". See TxCDBG Survey Methodology for specific information.

2024 TxCDBG Survey Questionnaire

Interviewers Name: Josue Gonzalez

80% Only

Place:

St. Paul

County Name:

San Patricio

Region:

Coastal Bend 20

Respondent's Information:

Street Address:

10267 Cr 2349

Zip Code:

78387

Phone:

361-737-5486

Contact Attempts:

First Attempt:

Date:

8/5/24

Time:

5:51

A.M.

P.M.

(Circle)

Second Attempt:

Date:

Time:

A.M.

P.M.

Response

Non-Response

Vacancy

(Circle ONE)

1. Including yourself, how many people usually live in this unit?

6

2. Including yourself, how many people in your family usually live in this unit?

6

3. Do any other families live in this unit?

(Circle)

Yes

No

If yes, please complete an additional questionnaire for each family that lives in this unit. (Note: Do not include yourself as a member of another family or families.) Compare your family's 2023 annual adjusted gross income, or your family's 2024 monthly / weekly income calculated on an annual basis, to the income eligibility figures listed below for your County.

4. Family Size:

6

Males:

3

Females:

3

Extremely Low- to Low-Income: 80% AMFI

Family Size	1	2	3	4	5	6	7	8	9	10	11	12
Income LESS than:	< \$44,250	< \$50,600	< \$56,900	< \$63,200	< \$68,300	< \$73,350	< \$78,400	< \$83,450	< \$88,480	< \$93,536	< \$98,592	< \$103,648

Non-Low- and-Moderate Income: Greater than 80% AMFI

Family Size	1	2	3	4	5	6	7	8	9	10	11	12
Income MORE than:	> \$44,250	> \$50,600	> \$56,900	> \$63,200	> \$68,300	> \$73,350	> \$78,400	> \$83,450	> \$88,480	> \$93,536	> \$98,592	> \$103,648

Race

White

Hispanic

Non-Hispanic

Black African American

6

Black African American and White

Asian

Asian and White

Native Hawaiian/Other Pacific Islander

American Indian/Alaskan Native

American Indian/Alaskan Native and Black African American

American Indian/Alaskan Native and White

Other Multi-Racial

TO BE COMPLETED BY ADMINISTRATIVE STAFF

Questionnaire Number:

131

Substituted In For:

Substituted Out For:

NOTE: Failure to correctly complete this survey (e.g. selection of an incorrect income level for family size identified) may result in its disqualification from the survey or be considered a "Non-Response". See TxCDBG Survey Methodology for specific information.

2024 TxCDBG Survey Questionnaire

Interviewers Name: Josue Gonzalez

80% Only

Place:

St. Paul

County Name:

San Patricio

Region:

Coastal Bend 20

Respondent's Information:

Street Address:

10289 Cr 2349

Zip Code:

78387

Phone:

361-424-0512

Contact Attempts:

First Attempt:

Date: 8/5/24

Time: 5:51

A.M.

P.M.

Second Attempt:

Date: _____

Time: _____

A.M.

P.M.

Response

Non-Response

Vacancy

1. Including yourself, how many people usually live in this unit?

3

2. Including yourself, how many people in your family usually live in this unit?

3

3. Do any other families live in this unit?

(Circle)

Yes

No

If yes, please complete an additional questionnaire for each family that lives in this unit. (Note: Do not include yourself as a member of another family or families.) Compare your family's 2023 annual adjusted gross income, or your family's 2024 monthly / weekly income calculated on an annual basis, to the income eligibility figures listed below for your County.

4. Family Size:

3

Males:

1

Females:

2

Extremely Low- to Low-Income: <80% AMFI

Family Size	1	2	3	4	5	6	7	8	9	10	11	12
Income LESS than:	< \$44,250	< \$50,600	<u>< \$56,900</u>	< \$63,200	< \$68,300	< \$73,350	< \$78,400	< \$83,450	< \$88,480	< \$93,536	< \$98,592	< \$103,648

Non-Low- and-Moderate Income: Greater than 80% AMFI

Family Size	1	2	3	4	5	6	7	8	9	10	11	12
Income MORE than:	> \$44,250	> \$50,600	> \$56,900	> \$63,200	> \$68,300	> \$73,350	> \$78,400	> \$83,450	> \$88,480	> \$93,536	> \$98,592	> \$103,648

Race

White

Hispanic

Non-Hispanic

Black African American

Black African American and White

Asian

Asian and White

Native Hawaiian/Other Pacific Islander

American Indian/Alaskan Native

American Indian/Alaskan Native and Black African American

American Indian/Alaskan Native and White

Other Multi-Racial

TO BE COMPLETED BY ADMINISTRATIVE STAFF

Questionnaire Number:

132

Substituted In For:

Substituted Out For:

NOTE: Failure to correctly complete this survey (e.g. selection of an incorrect income level for family size identified) may result in its disqualification from the survey or be considered a "Non-Response". See TxCDBG Survey Methodology for specific information.

2024 TxCDBG Survey Questionnaire

Interviewers Name: Sandy Stewart

80% Only

Place:

St. Paul

County Name:

San Patricio

Region:

Coastal Bend 20

Respondent's Information:

Street Address:

10299 CR 2349

Zip Code:

78387

Phone:

Contact Attempts:

First Attempt:

Date:

8/20/24

Time:

6:15

A.M.

P.M.

(Circle)

(Circle ONE)

Second Attempt:

Date:

Time:

A.M.

P.M.

Response

Non-Response

Vacancy

1. Including yourself, how many people usually live in this unit?

2. Including yourself, how many people in your family usually live in this unit?

3. Do any other families live in this unit?

(Circle)

Yes

No

If yes, please complete an additional questionnaire for each family that lives in this unit. (Note: Do not include yourself as a member of another family or families.) Compare your family's 2023 annual adjusted gross income, or your family's 2024 monthly / weekly income calculated on an annual basis, to the income eligibility figures listed below for your County.

4. Family Size:

4

Males:

1

Females:

3

Extremely Low- to Low-Income: <80% AMFI

Family Size	1	2	3	4	5	6	7	8	9	10	11	12
Income LESS than:	<	<	<	<	<	<	<	<	<	<	<	<
	\$44,250	\$50,600	\$56,900	<u>\$63,200</u>	\$68,300	\$73,350	\$78,400	\$83,450	\$88,480	\$93,536	\$98,592	\$103,648

Non-Low- and-Moderate Income: Greater than 80% AMFI

Family Size	1	2	3	4	5	6	7	8	9	10	11	12
Income MORE than:	>	>	>	>	>	>	>	>	>	>	>	>
	\$44,250	\$50,600	\$56,900	\$63,200	\$68,300	\$73,350	\$78,400	\$83,450	\$88,480	\$93,536	\$98,592	\$103,648

Race	Hispanic	Non-Hispanic
White	<u>✓</u>	
Black African American		
Black African American and White		
Asian		
Asian and White		
Native Hawaiian/Other Pacific Islander		
American Indian/Alaskan Native		
American Indian/Alaskan Native and Black African American		
American Indian/Alaskan Native and White		
Other Multi-Racial		

TO BE COMPLETED BY ADMINISTRATIVE STAFF

Questionnaire Number:

133

Substituted In For:

Substituted Out For:

NOTE: Failure to correctly complete this survey (e.g. selection of an incorrect income level for family size identified) may result in its disqualification from the survey or be considered a "Non-Response". See TxCDBG Survey Methodology for specific information.

2024 TxCDBG Survey Questionnaire

Interviewers Name: Josue Gonzalez

80% Only

Place:

St. Paul

County Name:

San Patricio

Region:

Coastal Bend 20

Respondent's Information:

Street Address:

10315 Cr 2349

Zip Code:

78307

Phone:

361-587-2829

Contact Attempts:

First Attempt:

Date: 8/14/24

Time: 4:21

A.M.

P.M.

Second Attempt:

Date: 8/14/24

Time: 6:18

A.M.

P.M.

Response

(Circle ONE)
Non-Response

Vacancy

1. Including yourself, how many people usually live in this unit?

2. Including yourself, how many people in your family usually live in this unit?

3. Do any other families live in this unit?

(Circle)

Yes

No

If yes, please complete an additional questionnaire for each family that lives in this unit. (Note: Do not include yourself as a member of another family or families.) Compare your family's 2023 annual adjusted gross income, or your family's 2024 monthly weekly income calculated on an annual basis, to the income eligibility figures listed below for your County.

4. Family Size:

Males:

Females:

Extremely Low- to Low-Income: ≤ 80% AMFI

Family Size	1	2	3	4	5	6	7	8	9	10	11	12
Income LESS than:	< \$44,250	< \$50,600	< \$56,900	< \$63,200	< \$68,300	< \$73,350	< \$78,400	< \$83,450	< \$88,480	< \$93,536	< \$98,592	< \$103,648

Non-Low- and-Moderate Income: Greater than 80% AMFI

Family Size	1	2	3	4	5	6	7	8	9	10	11	12
Income MORE than:	> \$44,250	> \$50,600	> \$56,900	> \$63,200	> \$68,300	> \$73,350	> \$78,400	> \$83,450	> \$88,480	> \$93,536	> \$98,592	> \$103,648

Race	Hispanic	Non-Hispanic
White		
Black African American		
Black African American and White		
Asian		
Asian and White		
Native Hawaiian/Other Pacific Islander		
American Indian/Alaskan Native		
American Indian/Alaskan Native and Black African American		
American Indian/Alaskan Native and White		
Other Multi-Racial		

TO BE COMPLETED BY ADMINISTRATIVE STAFF

Questionnaire Number:

134

Substituted In For:

Substituted Out For:

NOTE: Failure to correctly complete this survey (e.g. selection of an incorrect income level for family size identified) may result in its disqualification from the survey or be considered a "Non-Response". See TxCDBG Survey Methodology for specific information.

2024 TxCDBG Survey Questionnaire

80% Only

Interviewers Name:

Sosue Gomez

Place:

St. Paul

County Name:

San Patricio

Region:

Coastal Bend 20

Respondent's Information:

Street Address:

10337 Cr 2349

Zip Code:

78381

Phone:

361-441 8306

Contact Attempts:

First Attempt:

Date: 8/14/24

Time: 5:52

A.M.

P.M.

Second Attempt:

Date:

Time:

A.M.

P.M.

(Circle)

(Circle ONE)

Response

Non-Response

Vacancy

1. Including yourself, how many people usually live in this unit?

4

2. Including yourself, how many people in your family usually live in this unit?

4

3. Do any other families live in this unit?

(Circle)

Yes

No

If yes, please complete an additional questionnaire for each family that lives in this unit. (Note: Do not include yourself as a member of another family or families.) Compare your family's 2023 annual adjusted gross income, or your family's 2024 monthly/weekly income calculated on an annual basis, to the income eligibility figures listed below for your County:

4. Family Size:

4

Males:

2

Females:

2

Extremely Low- to Low-Income: 80% AMFI

Family Size	1	2	3	4	5	6	7	8	9	10	11	12
Income LESS than:	< \$44,250	< \$50,600	< \$56,900	< \$63,200	< \$68,300	< \$73,350	< \$78,400	< \$83,450	< \$88,480	< \$93,536	< \$98,592	< \$103,648

Non-Low- and-Moderate Income: Greater than 80% AMFI

Family Size	1	2	3	4	5	6	7	8	9	10	11	12
Income MORE than:	> \$44,250	> \$50,600	> \$56,900	> \$63,200	> \$68,300	> \$73,350	> \$78,400	> \$83,450	> \$88,480	> \$93,536	> \$98,592	> \$103,648

Race

White

Black African American

Black African American and White

Asian

Asian and White

Native Hawaiian/Other Pacific Islander

American Indian/Alaskan Native

American Indian/Alaskan Native and Black African American

American Indian/Alaskan Native and White

Other Multi-Racial

Hispanic

Non-Hispanic

9

TO BE COMPLETED BY ADMINISTRATIVE STAFF

Questionnaire Number:

135

Substituted In For:

Substituted Out For:

NOTE: Failure to correctly complete this survey (e.g. selection of an incorrect income level for family size identified) may result in its disqualification from the survey or be considered a "Non-Response". See TxCDBG Survey Methodology for specific information.

2024 TxCDBG Survey Questionnaire

Interviewers Name: Josue Gonzalez

80% Only

Place:

St. Paul

County Name:

San Patricio

Region:

Coastal Bend 20

Respondent's Information:

Street Address:

10367 CR 2349

Zip Code:

78387

Phone:

361-877-8818

Contact Attempts:

First Attempt:

Date:

8-22-24

Time:

6:25

A.M.

P.M.

Second Attempt:

Date:

Time:

A.M.

P.M.

Response

(Circle ONE)

Non-Response

Vacancy

1. Including yourself, how many people usually live in this unit?

2. Including yourself, how many people in your family usually live in this unit?

3. Do any other families live in this unit?

(Circle)

Yes

No

If yes, please complete an additional questionnaire for each family that lives in this unit. (Note: Do not include yourself as a member of another family or families.) Compare your family's 2023 annual adjusted gross income, or your family's 2024 monthly / weekly income calculated on an annual basis, to the income eligibility figures listed below for your County.

4. Family Size:

3

Males:

Females:

2

Extremely Low-to Low-Income: <80% AMFI

Family Size	1	2	3	4	5	6	7	8	9	10	11	12
Income LESS than:	<	<	<	<	<	<	<	<	<	<	<	<
	\$44,250	\$50,600	\$56,900	\$63,200	\$68,300	\$73,350	\$78,400	\$83,450	\$88,480	\$93,536	\$98,592	\$103,648

Non-Low-and-Moderate Income: Greater than 80% AMFI

Family Size	1	2	3	4	5	6	7	8	9	10	11	12
Income MORE than:	>	>	>	>	>	>	>	>	>	>	>	>
	\$44,250	\$50,600	\$56,900	\$63,200	\$68,300	\$73,350	\$78,400	\$83,450	\$88,480	\$93,536	\$98,592	\$103,648

Race

	Hispanic	Non-Hispanic
White	3	
Black African American		
Black African American and White		
Asian		
Asian and White		
Native Hawaiian/Other Pacific Islander		
American Indian/Alaskan Native		
American Indian/Alaskan Native and Black African American		
American Indian/Alaskan Native and White		
Other Multi-Racial		

TO BE COMPLETED BY ADMINISTRATIVE STAFF

Questionnaire Number:

136

Substituted In For:

Substituted Out For:

NOTE: Failure to correctly complete this survey (e.g. selection of an incorrect income level for family size identified) may result in its disqualification from the survey or be considered a "Non-Response". See TxCDBG Survey Methodology for specific information.

2024 TxCDBG Survey Questionnaire

80% Only

Interviewers Name: Sandy Stewart

Place:

St. Paul

County Name:

San Patricio

Region:

Coastal Bend 20

Respondent's Information:

Street Address: 10399 CR 2349 Zip Code: 78387 Phone: 361-437-9583

Contact Attempts:

First Attempt: Date: 8/22/24 Time: 9:44 A.M. (P.M.) (Circle)
Second Attempt: Date: 8/22/24 Time: 5:50 A.M. (P.M.) (Circle ONE)
Response Non-Response Vacancy

1. Including yourself, how many people usually live in this unit?

3

2. Including yourself, how many people in your family usually live in this unit?

3

3. Do any other families live in this unit?

(Circle) Yes (No)

If yes, please complete an additional questionnaire for each family that lives in this unit. (Note: Do not include yourself as a member of another family or families.) Compare your family's 2023 annual adjusted gross income, or your family's 2024 monthly / weekly income calculated on an annual basis, to the income eligibility figures listed below for your County.

4. Family Size: 3

Males: 1 Females: 2

Extremely Low- to Low-Income: <80% AMFI

Family Size	1	2	3	4	5	6	7	8	9	10	11	12
Income LESS than:	< \$44,250	< \$50,600	< \$56,900	< \$63,200	< \$68,300	< \$73,350	< \$78,400	< \$83,450	< \$88,480	< \$93,536	< \$98,592	< \$103,648

Non-Low- and-Moderate Income: Greater than 80% AMFI

Family Size	1	2	3	4	5	6	7	8	9	10	11	12
Income MORE than:	> \$44,250	> \$50,600	> \$56,900	> \$63,200	> \$68,300	> \$73,350	> \$78,400	> \$83,450	> \$88,480	> \$93,536	> \$98,592	> \$103,648

Race	Hispanic	Non-Hispanic
White	<u>3</u>	
Black African American		
Black African American and White		
Asian		
Asian and White		
Native Hawaiian/Other Pacific Islander		
American Indian/Alaskan Native		
American Indian/Alaskan Native and Black African American		
American Indian/Alaskan Native and White		
Other Multi-Racial		

TO BE COMPLETED BY ADMINISTRATIVE STAFF

Questionnaire Number:

137

Substituted In For:

Substituted Out For:

NOTE: Failure to correctly complete this survey (e.g. selection of an incorrect income level for family size identified) may result in its disqualification from the survey or be considered a "Non-Response". See TxCDBG Survey Methodology for specific information.

2024 TxCDBG Survey Questionnaire

Interviewers Name: Josue Gonzalez

80% Only

Place:

St. Paul

County Name:

San Patricio

Region:

Coastal Bend 20

Respondent's Information:

Street Address:

10410 C. 2349

Zip Code:

78387

Phone:

1361-364-5340

Contact Attempts:

First Attempt:

Date: 8/4/24

Time: 7:11

A.M.

P.M.

Second Attempt:

Date:

Time:

A.M.

P.M.

(Circle)

(Circle ONE)

Response

Non-Response

Vacancy

1. Including yourself, how many people usually live in this unit?

2

2. Including yourself, how many people in your family usually live in this unit?

2

3. Do any other families live in this unit?

(Circle)

Yes

No

If yes, please complete an additional questionnaire for each family that lives in this unit. (Note: Do not include yourself as a member of another family or families.) Compare your family's 2023 annual adjusted gross income, or your family's 2024 monthly / weekly income calculated on an annual basis, to the income eligibility figures listed below for your County.

4. Family Size:

2

Males:

Females:

Extremely Low- to Low-Income: <80% AMFI

Family Size	1	2	3	4	5	6	7	8	9	10	11	12
Income LESS than:	< \$44,250	< \$50,600	< \$56,900	< \$63,200	< \$68,300	< \$73,350	< \$78,400	< \$83,450	< \$88,480	< \$93,536	< \$98,592	< \$103,648

Non-Low- and-Moderate Income: Greater than 80% AMFI

Family Size	1	2	3	4	5	6	7	8	9	10	11	12
Income MORE than:	> \$44,250	> \$50,600	> \$56,900	> \$63,200	> \$68,300	> \$73,350	> \$78,400	> \$83,450	> \$88,480	> \$93,536	> \$98,592	> \$103,648

Race

White

Hispanic

Non-Hispanic

Black African American

Black African American and White

Asian

Asian and White

Native Hawaiian/Other Pacific Islander

American Indian/Alaskan Native

American Indian/Alaskan Native and Black African American

American Indian/Alaskan Native and White

Other Multi-Racial

TO BE COMPLETED BY ADMINISTRATIVE STAFF

Questionnaire Number:

138

Substituted In For:

Substituted Out For

NOTE: Failure to correctly complete this survey (e.g. selection of an incorrect income level for family size identified) may result in its disqualification from the survey or be considered a "Non-Response". See TxCDBG Survey Methodology for specific information.

2024 TxCDBG Survey Questionnaire

Interviewers Name: Dandy Stewart

80% Only

Place:

St. Paul

County Name:

San Patricio

Region:

Coastal Bend 20

Respondent's Information:

Street Address: 10434 CR 2349 Zip Code: 78387 Phone: 361-364-5385

Contact Attempts:

First Attempt: Date: 8/2/24 Time: 4:22 A.M. (P.M.)

Second Attempt: Date: _____ Time: _____ A.M. P.M.

(Circle ONE)
Response Non-Response Vacancy

1. Including yourself, how many people usually live in this unit?

2

2. Including yourself, how many people in your family usually live in this unit?

2

3. Do any other families live in this unit?

(Circle) Yes No

If yes, please complete an additional questionnaire for each family that lives in this unit. (Note: Do not include yourself as a member of another family or families.) Compare your family's 2023 annual adjusted gross income, or your family's 2024 monthly / weekly income calculated on an annual basis, to the income eligibility figures listed below for your County.

4. Family Size: 2

Males: 1 Females: 1

Extremely Low- to Low-Income: <80% AMFI

Family Size	1	2	3	4	5	6	7	8	9	10	11	12
Income LESS than:	< \$44,250	< \$50,600	< \$56,900	< \$63,200	< \$68,300	< \$73,350	< \$78,400	< \$83,450	< \$88,480	< \$93,536	< \$98,592	< \$103,648

Non-Low- and-Moderate Income: Greater than 80% AMFI

Family Size	1	2	3	4	5	6	7	8	9	10	11	12
Income MORE than:	> \$44,250	> <u>\$50,600</u>	> \$56,900	> \$63,200	> \$68,300	> \$73,350	> \$78,400	> \$83,450	> \$88,480	> \$93,536	> \$98,592	> \$103,648

Race	Hispanic	Non-Hispanic
White	<u>2</u>	
Black African American		
Black African American and White		
Asian		
Asian and White		
Native Hawaiian/Other Pacific Islander		
American Indian/Alaskan Native		
American Indian/Alaskan Native and Black African American		
American Indian/Alaskan Native and White		
Other Multi-Racial		

TO BE COMPLETED BY ADMINISTRATIVE STAFF

Questionnaire Number:

139

Substituted In For:

Substituted Out For:

NOTE: Failure to correctly complete this survey (e.g. selection of an incorrect income level for family size identified) may result in its disqualification from the survey or be considered a "Non-Response". See TxCDBG Survey Methodology for specific information.

2024 TxCDBG Survey Questionnaire

Interviewer's Name:

Josue Gonzalez

80% Only

Place:

St. Paul

County Name:

San Patricio

Region:

Coastal Bend 20

Respondent's Information:

Street Address:

10450 Cr 2349

Zip Code:

78357

Phone:

Contact Attempts:

First Attempt:

Date: 8/14/24

Time: 3:10

A.M.

P.M.

Second Attempt:

Date:

Time: 6:04

A.M.

P.M.

(Circle ONE)

Response

Non-Response

Vacancy

1. Including yourself, how many people usually live in this unit?

2. Including yourself, how many people in your family usually live in this unit?

3. Do any other families live in this unit?

(Circle)

Yes

No

If yes, please complete an additional questionnaire for each family that lives in this unit. (Note: Do not include yourself as a member of another family or families.) Compare your family's 2023 annual adjusted gross income, or your family's 2024 monthly weekly income calculated on an annual basis, to the income eligibility figures listed below for your County:

4. Family Size:

Males:

Females:

Extremely Low- to Low-Income: 80% AMFI

Family Size	1	2	3	4	5	6	7	8	9	10	11	12
Income LESS than:	<	<	<	<	<	<	<	<	<	<	<	<
	\$44,250	\$50,600	\$56,900	\$63,200	\$68,300	\$73,350	\$78,400	\$83,450	\$88,480	\$93,536	\$98,592	\$103,648

Non-Low- and-Moderate Income: Greater than 80% AMFI

Family Size	1	2	3	4	5	6	7	8	9	10	11	12
Income MORE than:	>	>	>	>	>	>	>	>	>	>	>	>
	\$44,250	\$50,600	\$56,900	\$63,200	\$68,300	\$73,350	\$78,400	\$83,450	\$88,480	\$93,536	\$98,592	\$103,648

Race

Hispanic

Non-Hispanic

White

Black African American

Black African American and White

Asian

Asian and White

Native Hawaiian/Other Pacific Islander

American Indian/Alaskan Native

American Indian/Alaskan Native and Black African American

American Indian/Alaskan Native and White

Other Multi-Racial

TO BE COMPLETED BY ADMINISTRATIVE STAFF

Questionnaire Number:

140

Substituted In For:

Substituted Out For

NOTE: Failure to correctly complete this survey (e.g. selection of an incorrect income level for family size identified) may result in its disqualification from the survey or be considered a "Non-Response". See TxCDBG Survey Methodology for specific information.

2024 TxCDBG Survey Questionnaire

Interviewers Name: Josue Gonzalez

80% Only

Place:

St, Paul

County Name:

San Patricio

Region:

Coastal Bend 20

Respondent's Information:

Street Address:

10509 Cr 2349 #1

Zip Code:

78387

Phone:

361-877-9127

Contact Attempts:

First Attempt:

Date:

8/14/24

Time:

6:03

A.M.

(Circle) P.M.

Second Attempt:

Date:

Time:

A.M.

P.M.

(Circle ONE)

Response:

Non-Response

Vacancy

1. Including yourself, how many people usually live in this unit?

5

2. Including yourself, how many people in your family usually live in this unit?

5

3. Do any other families live in this unit?

(Circle) Yes

No

If yes, please complete an additional questionnaire for each family that lives in this unit. (Note: Do not include yourself as a member of another family or families.) Compare your family's 2023 annual adjusted gross income, or your family's 2024 monthly weekly income calculated on an annual basis, to the income eligibility figures listed below for your County.

4. Family Size:

5

Males:

4

Females:

1

Extremely Low- to Low-Income: 80% AMFI

Family Size	1	2	3	4	5	6	7	8	9	10	11	12
Income LESS than:	< \$44,250	< \$50,600	< \$56,900	< \$63,200	< \$68,300	< \$73,350	< \$78,400	< \$83,450	< \$88,480	< \$93,536	< \$98,592	< \$103,648

Non-Low- and-Moderate Income: Greater than 80% AMFI

Family Size	1	2	3	4	5	6	7	8	9	10	11	12
Income MORE than:	> \$44,250	> \$50,600	> \$56,900	> \$63,200	> \$68,300	> \$73,350	> \$78,400	> \$83,450	> \$88,480	> \$93,536	> \$98,592	> \$103,648

Race

White

Black African American

Black African American and White

Asian

Asian and White

Native Hawaiian/Other Pacific Islander

American Indian/Alaskan Native

American Indian/Alaskan Native and Black African American

American Indian/Alaskan Native and White

Other Multi-Racial

Hispanic

Non-Hispanic

5

TO BE COMPLETED BY ADMINISTRATIVE STAFF

Questionnaire Number:

141

Substituted In For:

Substituted Out For:

NOTE: Failure to correctly complete this survey (e.g. selection of an incorrect income level for family size identified) may result in its disqualification from the survey or be considered a "Non-Response." See TxCDBG Survey Methodology for specific information.

2024 TxCDBG Survey Questionnaire

Interviewers Name: JOSUE GONZALEZ

80% Only

Place:

St. Paul

County Name:

San Patricio

Region:

Coastal Bend 20

Respondent's Information:

Street Address:

10523 Cr 2349

Zip Code:

78387

Phone:

NO Number

Contact Attempts:

First Attempt:

Date: 8/12/24

Time: 12:01

A.M.

P.M.

Second Attempt:

Date: _____

Time: _____

A.M.

P.M.

(Circle) Response

(Circle ONE)

Non-Response

Vacancy

1. Including yourself, how many people usually live in this unit?

2

2. Including yourself, how many people in your family usually live in this unit?

2

3. Do any other families live in this unit?

(Circle)

Yes

No

If yes, please complete an additional questionnaire for each family that lives in this unit. (Note: Do not include yourself as a member of another family or families.) Compare your family's 2023 annual adjusted gross income, or your family's 2024 monthly / weekly income calculated on an annual basis, to the income eligibility figures listed below for your County.

4. Family Size:

2

Males:

1

Females: 1

Extremely Low- to Low-Income: <80% AMFI

Family Size	1	2	3	4	5	6	7	8	9	10	11	12
Income LESS than:	< \$44,250	< \$50,600	< \$56,900	< \$63,200	< \$68,300	< \$73,350	< \$78,400	< \$83,450	< \$88,480	< \$93,536	< \$98,592	< \$103,648

Non-Low- and-Moderate Income: Greater than 80% AMFI

Family Size	1	2	3	4	5	6	7	8	9	10	11	12
Income MORE than:	> \$44,250	> <u>\$50,600</u>	> \$56,900	> \$63,200	> \$68,300	> \$73,350	> \$78,400	> \$83,450	> \$88,480	> \$93,536	> \$98,592	> \$103,648

Race

White

Hispanic

Non-Hispanic

Black African American

Black African American and White

Asian

Asian and White

Native Hawaiian/Other Pacific Islander

American Indian/Alaskan Native

American Indian/Alaskan Native and Black African American

American Indian/Alaskan Native and White

Other Multi-Racial

TO BE COMPLETED BY ADMINISTRATIVE STAFF

Questionnaire Number:

149

Substituted In For:

Substituted Out For:

NOTE: Failure to correctly complete this survey (e.g. selection of an incorrect income level for family size identified) may result in its disqualification from the survey or be considered a "Non-Response". See TxCDBG Survey Methodology for specific information.

2024 TxCDBG Survey Questionnaire

Interviewers Name:

Josue Gonzalez

80% Only

Place:

St. Paul

County Name:

San Patricio

Region:

Coastal Bend 20

Respondent's Information:

Street Address:

10555cr2349

Zip Code:

78387

Phone:

361-214-1511

Contact Attempts:

First Attempt:

Date: 8/3/24

Time: 2:46

A.M.

P.M.

(Circle)

(Circle ONE)

Second Attempt:

Date:

Time:

A.M.

P.M.

Response

Non-Response

Vacancy

1. Including yourself, how many people usually live in this unit?

5

2. Including yourself, how many people in your family usually live in this unit?

5

3. Do any other families live in this unit?

(Circle)

Yes

(No)

If yes, please complete an additional questionnaire for each family that lives in this unit. (Note: Do not include yourself as a member of another family or families.)

Compare your family's 2023 annual adjusted gross income, or your family's 2024 monthly / weekly income calculated on an annual basis, to the income eligibility figures listed below for your County.

4. Family Size:

5

Males:

3

Females:

2

Extremely Low- to Low-Income: <80% AMFI

Family Size	1	2	3	4	5	6	7	8	9	10	11	12
Income LESS than:	< \$44,250	< \$50,600	< \$56,900	< \$63,200	< \$68,300	< \$73,350	< \$78,400	< \$83,450	< \$88,480	< \$93,536	< \$98,592	< \$103,648

Non-Low- and-Moderate Income: Greater than 80% AMFI

Family Size	1	2	3	4	5	6	7	8	9	10	11	12
Income MORE than:	> \$44,250	> \$50,600	> \$56,900	> \$63,200	> \$68,300	> \$73,350	> \$78,400	> \$83,450	> \$88,480	> \$93,536	> \$98,592	> \$103,648

Race

White

Hispanic

Non-Hispanic

Black African American

Black African American and White

Asian

Asian and White

Native Hawaiian/Other Pacific Islander

American Indian/Alaskan Native

American Indian/Alaskan Native and Black African American

American Indian/Alaskan Native and White

Other Multi-Racial

TO BE COMPLETED BY ADMINISTRATIVE STAFF

Questionnaire Number:

145

Substituted In For:

Substituted Out For:

NOTE: Failure to correctly complete this survey (e.g. selection of an incorrect income level for family size identified) may result in its disqualification from the survey or be considered a "Non-Response". See TxCDBG Survey Methodology for specific information.

2024 TxCDBG Survey Questionnaire

Interviewers Name: Josue Gonzalez

80% Only

Place:

St. Paul

County Name:

San Patricio

Region:

Coastal Bend 20

Respondent's Information:

Street Address:

10575 Cr 2349

Zip Code:

78387

Phone:

361-516-5457

Contact Attempts:

First Attempt:

Date: 8/14/24

Time: 6:28

A.M.

P.M.

(Circle)

(Circle ONE)

Second Attempt:

Date:

Time:

A.M.

P.M.

Response

Non-Response

Vacancy

1. Including yourself, how many people usually live in this unit?

2

2. Including yourself, how many people in your family usually live in this unit?

2

3. Do any other families live in this unit?

(Circle)

Yes

No

If yes, please complete an additional questionnaire for each family that lives in this unit. (Note: Do not include yourself as a member of another family or families.) Compare your family's 2023 annual adjusted gross income, or your family's 2024 monthly weekly income calculated on an annual basis, to the income eligibility figures listed below for your County.

4. Family Size:

2

Males:

1

Females:

1

Extremely Low- to Low-Income: 80% AMFI

Family Size	1	2	3	4	5	6	7	8	9	10	11	12
Income LESS than:	< \$44,250	< <u>\$50,600</u>	< \$56,900	< \$63,200	< \$68,300	< \$73,350	< \$78,400	< \$83,450	< \$88,480	< \$93,536	< \$98,592	< \$103,648

Non-Low- and-Moderate Income: Greater than 80% AMFI

Family Size	1	2	3	4	5	6	7	8	9	10	11	12
Income MORE than:	> \$44,250	> \$50,600	> \$56,900	> \$63,200	> \$68,300	> \$73,350	> \$78,400	> \$83,450	> \$88,480	> \$93,536	> \$98,592	> \$103,648

Race

Hispanic

Non-Hispanic

White

2

Black African American

Black African American and White

Asian

Asian and White

Native Hawaiian/Other Pacific Islander

American Indian/Alaskan Native

American Indian/Alaskan Native and Black African American

American Indian/Alaskan Native and White

Other Multi-Racial

TO BE COMPLETED BY ADMINISTRATIVE STAFF

Questionnaire Number:

146

Substituted In For:

Substituted Out For:

NOTE: Failure to correctly complete this survey (e.g. selection of an incorrect income level for family size identified) may result in its disqualification from the survey or be considered a "Non-Response". See TxCDBG Survey Methodology for specific information.

2024 TxCDBG Survey Questionnaire

Interviewers Name: Josue Gonzalez

80% Only

Place:

St. Paul

County Name:

San Patricio

Region:

Coastal Bend 20

Respondent's Information:

Street Address:

10577 CR 2319

Zip Code:

78367

Phone:

361-558 6496

Contact Attempts:

First Attempt:

Date: 8-5-24

Time: 5:27

A.M.

(Circle) P.M.

Second Attempt:

Date: _____

Time: _____

A.M.

P.M.

(Circle ONE) Response

Non-Response

Vacancy

1. Including yourself, how many people usually live in this unit?

1

2. Including yourself, how many people in your family usually live in this unit?

1

3. Do any other families live in this unit?

(Circle)

Yes

No

If yes, please complete an additional questionnaire for each family that lives in this unit. (Note: Do not include yourself as a member of another family or families.)

Compare your family's 2023 annual adjusted gross income, or your family's 2024 monthly / weekly income calculated on an annual basis, to the income eligibility figures listed below for your County.

4. Family Size:

1

Males:

Females:

1

Extremely Low- to Low-Income: <80% AMFI

Family Size	1	2	3	4	5	6	7	8	9	10	11	12
Income LESS than:	\$44,250	\$50,600	\$56,900	\$63,200	\$68,300	\$73,350	\$78,400	\$83,450	\$88,480	\$93,536	\$98,592	\$103,648

Non-Low- and-Moderate Income: Greater than 80% AMFI

Family Size	1	2	3	4	5	6	7	8	9	10	11	12
Income MORE than:	\$44,250	\$50,600	\$56,900	\$63,200	\$68,300	\$73,350	\$78,400	\$83,450	\$88,480	\$93,536	\$98,592	\$103,648

Race

White

Hispanic

Non-Hispanic

Black African American

Black African American and White

Asian

Asian and White

Native Hawaiian/Other Pacific Islander

American Indian/Alaskan Native

American Indian/Alaskan Native and Black African American

American Indian/Alaskan Native and White

Other Multi-Racial

TO BE COMPLETED BY ADMINISTRATIVE STAFF

Questionnaire Number:

147

Substituted In For:

Substituted Out For:

NOTE: Failure to correctly complete this survey (e.g. selection of an incorrect income level for family size identified) may result in its disqualification from the survey or be considered a "Non-Response". See TxCDBG Survey Methodology for specific information.

2024 TxCDBG Survey Questionnaire

80% Only

Interviewers Name: Sandy Stewart

Place:

St. Paul

County Name:

San Patricio

Region:

Coastal Bend 20

Respondent's Information:

Street Address:

10614 CR 2349

Zip Code:

78387

Phone:

361-

558-7010

Contact Attempts:

First Attempt:

Date: 8/22/24

Time: 4:24

A.M.

P.M.

Second Attempt:

Date:

Time:

A.M.

P.M.

(Circle)

(Circle ONE)

Response

Non-Response

Vacancy

1. Including yourself, how many people usually live in this unit?

2. Including yourself, how many people in your family usually live in this unit?

3. Do any other families live in this unit?

(Circle)

Yes

No

If yes, please complete an additional questionnaire for each family that lives in this unit. (Note: Do not include yourself as a member of another family or families.) Compare your family's 2023 annual adjusted gross income, or your family's 2024 monthly / weekly income calculated on an annual basis, to the income eligibility figures listed below for your County.

4. Family Size:

1

Males:

Females:

1

Extremely Low- to Low-Income: <80% AMFI

Family Size	1	2	3	4	5	6	7	8	9	10	11	12
Income LESS than:	< \$44,250	< \$50,600	< \$56,900	< \$63,200	< \$68,300	< \$73,350	< \$78,400	< \$83,450	< \$88,480	< \$93,536	< \$98,592	< \$103,648

Non-Low- and-Moderate Income: Greater than 80% AMFI

Family Size	1	2	3	4	5	6	7	8	9	10	11	12
Income MORE than:	> \$44,250	> \$50,600	> \$56,900	> \$63,200	> \$68,300	> \$73,350	> \$78,400	> \$83,450	> \$88,480	> \$93,536	> \$98,592	> \$103,648

Race

	Hispanic	Non-Hispanic
White		
Black African American		
Black African American and White		
Asian		
Asian and White		
Native Hawaiian/Other Pacific Islander		
American Indian/Alaskan Native		
American Indian/Alaskan Native and Black African American		
American Indian/Alaskan Native and White		
Other Multi-Racial		

TO BE COMPLETED BY ADMINISTRATIVE STAFF

Questionnaire Number:

148

Substituted In For:

Substituted Out For:

NOTE: Failure to correctly complete this survey (e.g. selection of an incorrect income level for family size identified) may result in its disqualification from the survey or be considered a "Non-Response". See TxCDBG Survey Methodology for specific information.

2024 TxCDBG Survey Questionnaire

Interviewers Name: Joselle Gonzalez

80% Only

Place:

St. Paul

County Name:

San Patricio

Region:

Coastal Bend 20

Respondent's Information:

Street Address:

10399 cr 2357

Zip Code:

78387

Phone:

361-364-1748

Contact Attempts:

First Attempt:

Date: 8/4/24

Time: 12:01

(Circle) A.M.

P.M.

Second Attempt:

Date: _____

Time: _____

A.M.

P.M.

(Circle ONE) Response

Non-Response

Vacancy

1. Including yourself, how many people usually live in this unit?

2. Including yourself, how many people in your family usually live in this unit?

3. Do any other families live in this unit?

(Circle) Yes

No

If yes, please complete an additional questionnaire for each family that lives in this unit. (Note: Do not include yourself as a member of another family or families.) Compare your family's 2023 annual adjusted gross income, or your family's 2024 monthly / weekly income calculated on an annual basis, to the income eligibility figures listed below for your County.

4. Family Size:

1

Males:

Females:

Extremely Low- to Low-Income: <80% AMFI

Family Size	1	2	3	4	5	6	7	8	9	10	11	12
Income LESS than:	< \$44,250	< \$50,600	< \$56,900	< \$63,200	< \$68,300	< \$73,350	< \$78,400	< \$83,450	< \$88,480	< \$93,536	< \$98,592	< \$103,648

Non-Low- and-Moderate Income: Greater than 80% AMFI

Family Size	1	2	3	4	5	6	7	8	9	10	11	12
Income MORE than:	> \$44,250	> \$50,600	> \$56,900	> \$63,200	> \$68,300	> \$73,350	> \$78,400	> \$83,450	> \$88,480	> \$93,536	> \$98,592	> \$103,648

Race

White

Hispanic

Non-Hispanic

Black African American

Black African American and White

Asian

Asian and White

Native Hawaiian/Other Pacific Islander

American Indian/Alaskan Native

American Indian/Alaskan Native and Black African American

American Indian/Alaskan Native and White

Other Multi-Racial

TO BE COMPLETED BY ADMINISTRATIVE STAFF

Questionnaire Number:

149

Substituted In For:

Substituted Out For:

NOTE: Failure to correctly complete this survey (e.g. selection of an incorrect income level for family size identified) may result in its disqualification from the survey or be considered a "Non-Response". See TxCDBG Survey Methodology for specific information.

2024 TxCDBG Survey Questionnaire

Interviewers Name:

JOSUE GONZALEZ

80% Only

Place:

St. Paul

County Name:

San Patricio

Region:

Coastal Bend 20

Respondent's Information:

Street Address:

10470 Cr 2357

Zip Code:

78387

Phone:

Contact Attempts:

First Attempt:

Date: 8/14/24

Time: 4:41

A.M.

(Circle)

P.M.

Second Attempt:

Date: 8/14/24

Time: 6:30

A.M.

P.M.

Response

(Circle ONE)

Non-Response

Vacancy

1. Including yourself, how many people usually live in this unit?

2. Including yourself, how many people in your family usually live in this unit?

3. Do any other families live in this unit?

(Circle)

Yes

No

If yes, please complete an additional questionnaire for each family that lives in this unit. (Note: Do not include yourself as a member of another family or families.) Compare your family's 2023 annual adjusted gross income, or your family's 2024 monthly weekly income calculated on an annual basis, to the income eligibility figures listed below for your County.

4. Family Size:

Males:

Females:

Extremely Low- to Low-Income: 80% AMI

Family Size	1	2	3	4	5	6	7	8	9	10	11	12
Income LESS than:	< \$44,250	< \$50,600	< \$56,900	< \$63,200	< \$68,300	< \$73,350	< \$78,400	< \$83,450	< \$88,480	< \$93,536	< \$98,592	< \$103,648

Non-Low- and-Moderate Income: Greater than 80% AMI

Family Size	1	2	3	4	5	6	7	8	9	10	11	12
Income MORE than:	> \$44,250	> \$50,600	> \$56,900	> \$63,200	> \$68,300	> \$73,350	> \$78,400	> \$83,450	> \$88,480	> \$93,536	> \$98,592	> \$103,648

Race

Hispanic

Non-Hispanic

White

Black African American

Black African American and White

Asian

Asian and White

Native Hawaiian/Other Pacific Islander

American Indian/Alaskan Native

American Indian/Alaskan Native and Black African American

American Indian/Alaskan Native and White

Other Multi-Racial

TO BE COMPLETED BY ADMINISTRATIVE STAFF

Questionnaire Number:

150

Substituted In For:

Substituted Out For:

NOTE: Failure to correctly complete this survey (e.g. selection of an incorrect income level for family size identified) may result in its disqualification from the survey or be considered a "Non-Response". See TxCDBG Survey Methodology for specific information.

2024 TxCDBG Survey Questionnaire

Interviewers Name:

Sandy Stewart

80% Only

Place:

St. Paul

County Name:

San Patricio

Region:

Coastal Bend 20

Respondent's Information:

Street Address:

10477 CR 2357

Zip Code:

78387

Phone:

325-277-0084

Contact Attempts:

(Circle)

First Attempt:

Date: 8/21/24

Time: 5:34

A.M.

P.M.

(Circle ONE)

Second Attempt:

Date: _____

Time: _____

A.M.

P.M.

Response

Non-Response

Vacancy

1. Including yourself, how many people usually live in this unit?

3

2. Including yourself, how many people in your family usually live in this unit?

3

3. Do any other families live in this unit?

(Circle)

Yes

No

If yes, please complete an additional questionnaire for each family that lives in this unit. (Note: Do not include yourself as a member of another family or families.) Compare your family's 2023 annual adjusted gross income, or your family's 2024 monthly weekly income calculated on an annual basis, to the income eligibility figures listed below for your County:

4. Family Size:

3

Males:

1

Females:

2

Extremely Low- to Low-Income: ≤ 80% AMFI

Family Size	1	2	3	4	5	6	7	8	9	10	11	12
Income LESS than:	<u>\$44,250</u>	< \$50,600	< \$56,900	< \$63,200	< \$68,300	< \$73,350	< \$78,400	< \$83,450	< \$88,480	< \$93,536	< \$98,592	< \$103,648

Non-Low- and-Moderate Income: Greater than 80% AMFI

Family Size	1	2	3	4	5	6	7	8	9	10	11	12
Income MORE than:	> \$44,250	> \$50,600	> \$56,900	> \$63,200	> \$68,300	> \$73,350	> \$78,400	> \$83,450	> \$88,480	> \$93,536	> \$98,592	> \$103,648

Race	Hispanic	Non-Hispanic
White		<input checked="" type="checkbox"/>
Black African American		
Black African American and White		
Asian		
Asian and White		
Native Hawaiian/Other Pacific Islander		
American Indian/Alaskan Native		
American Indian/Alaskan Native and Black African American		
American Indian/Alaskan Native and White		
Other Multi-Racial		

TO BE COMPLETED BY ADMINISTRATIVE STAFF

Questionnaire Number:

151

Substituted In For:

Substituted Out For:

NOTE: Failure to correctly complete this survey (e.g. selection of an incorrect income level for family size identified) may result in its disqualification from the survey or be considered a "Non-Response". See TxCDBG Survey Methodology for specific information.

2024 TxCDBG Survey Questionnaire

Interviewers Name: Josue Gonzalez

80% Only

Place:

St. Paul

County Name:

San Patricio

Region:

Coastal Bend 20

Respondent's Information:

Street Address:

10316 L.R. 2361

Zip Code:

78387

Phone:

361 437 8591

Contact Attempts:

First Attempt:

Date: 6-5-24

Time: 7:56

A.M.

(Circle) P.M.

Second Attempt:

Date: _____

Time: _____

A.M.

P.M.

(Circle ONE) Response

Non-Response

Vacancy

1. Including yourself, how many people usually live in this unit?

2. Including yourself, how many people in your family usually live in this unit?

3. Do any other families live in this unit?

(Circle) Yes

(Circle) No

If yes, please complete an additional questionnaire for each family that lives in this unit. (Note: Do not include yourself as a member of another family or families.)

Compare your family's 2023 annual adjusted gross income, or your family's 2024 monthly / weekly income calculated on an annual basis, to the income eligibility figures listed below for your County:

4. Family Size:

1

Males:

Females:

Extremely Low- to Low-Income: <80% AMFI

Family Size	1	2	3	4	5	6	7	8	9	10	11	12
Income LESS than:	<	<	<	<	<	<	<	<	<	<	<	<
	\$44,250	\$50,600	\$56,900	\$63,200	\$68,300	\$73,350	\$78,400	\$83,450	\$88,480	\$93,536	\$98,592	\$103,648

Non-Low- and-Moderate Income: Greater than 80% AMFI

Family Size	1	2	3	4	5	6	7	8	9	10	11	12
Income MORE than:	>	>	>	>	>	>	>	>	>	>	>	>
	\$44,250	\$50,600	\$56,900	\$63,200	\$68,300	\$73,350	\$78,400	\$83,450	\$88,480	\$93,536	\$98,592	\$103,648

Race

White

Black African American

Black African American and White

Asian

Asian and White

Native Hawaiian/Other Pacific Islander

American Indian/Alaskan Native

American Indian/Alaskan Native and Black African American

American Indian/Alaskan Native and White

Other Multi-Racial

Hispanic

Non-Hispanic

TO BE COMPLETED BY ADMINISTRATIVE STAFF

Questionnaire Number:

154

Substituted In For:

Substituted Out For:

NOTE: Failure to correctly complete this survey (e.g. selection of an incorrect income level for family size identified) may result in its disqualification from the survey or be considered a "Non-Response". See TxCDBG Survey Methodology for specific information.

2024 TxCDBG Survey Questionnaire

Interviewers Name: Josue Gonzalez

80% Only

Place:

St. Paul

County Name:

San Patricio

Region:

Coastal Bend 20

Respondent's Information:

Street Address:

10277
10276 CR 2369

Zip Code:

78307

Phone:

361-364-8752

Contact Attempts:

First Attempt:

Date: 8-4-24

Time: 6:20

A.M.

P.M.

(Circle)

Second Attempt:

Date: _____

Time: _____

A.M.

P.M.

Response

Non-Response

Vacancy

1. Including yourself, how many people usually live in this unit?

1

2. Including yourself, how many people in your family usually live in this unit?

1

3. Do any other families live in this unit?

(Circle)

Yes

No

If yes, please complete an additional questionnaire for each family that lives in this unit. (Note: Do not include yourself as a member of another family or families.) Compare your family's 2023 annual adjusted gross income, or your family's 2024 monthly / weekly income calculated on an annual basis, to the income eligibility figures listed below for your County.

4. Family Size:

1

Males:

Females:

1

Extremely Low- to Low-Income: <80% AMFI

Family Size	1	2	3	4	5	6	7	8	9	10	11	12
Income LESS than:	< \$44,250	< \$50,600	< \$56,900	< \$63,200	< \$68,300	< \$73,350	< \$78,400	< \$83,450	< \$88,480	< \$93,536	< \$98,592	< \$103,648

Non-Low- and-Moderate Income: Greater than 80% AMFI

Family Size	1	2	3	4	5	6	7	8	9	10	11	12
Income MORE than:	> \$44,250	> \$50,600	> \$56,900	> \$63,200	> \$68,300	> \$73,350	> \$78,400	> \$83,450	> \$88,480	> \$93,536	> \$98,592	> \$103,648

Race

White

Black African American

Black African American and White

Asian

Asian and White

Native Hawaiian/Other Pacific Islander

American Indian/Alaskan Native

American Indian/Alaskan Native and Black African American

American Indian/Alaskan Native and White

Other Multi-Racial

Hispanic

Non-Hispanic

TO BE COMPLETED BY ADMINISTRATIVE STAFF

Questionnaire Number:

155

Substituted In For:

Substituted Out For:

NOTE: Failure to correctly complete this survey (e.g. selection of an incorrect income level for family size identified) may result in its disqualification from the survey or be considered a "Non-Response". See TxCDBG Survey Methodology for specific information.

2024 TxCDBG Survey Questionnaire

Interviewers Name: Josie Gonzalez

80% Only

Place:

St. Paul

County Name:

San Patricio

Region:

Coastal Bend 20

Respondent's Information:

Street Address:

10295 12361

Zip Code:

78387

Phone:

361-775-8221

Contact Attempts:

First Attempt:

Date: 8-4-24

Time:

2:28 PM (Circle) P.M.

Second Attempt:

Date: _____

Time: _____

A.M.

P.M.

Response

Non-Response

Vacancy

1. Including yourself, how many people usually live in this unit?

2

2. Including yourself, how many people in your family usually live in this unit?

2

3. Do any other families live in this unit?

(Circle)

Yes

No

If yes, please complete an additional questionnaire for each family that lives in this unit. (Note: Do not include yourself as a member of another family or families.)

Compare your family's 2023 annual adjusted gross income, or your family's 2024 monthly / weekly income calculated on an annual basis, to the income eligibility figures listed below for your County.

4. Family Size:

2

Males:

1

Females:

1

Extremely Low- to Low-Income: <80% AMFI

Family Size	1	2	3	4	5	6	7	8	9	10	11	12
Income LESS than:	<	<u><</u>	<	<	<	<	<	<	<	<	<	<
	\$44,250	\$50,600	\$56,900	\$63,200	\$68,300	\$73,350	\$78,400	\$83,450	\$88,480	\$93,536	\$98,592	\$103,648

Non-Low- and-Moderate Income: Greater than 80% AMFI

Family Size	1	2	3	4	5	6	7	8	9	10	11	12
Income MORE than:	>	>	>	>	>	>	>	>	>	>	>	>
	\$44,250	\$50,600	\$56,900	\$63,200	\$68,300	\$73,350	\$78,400	\$83,450	\$88,480	\$93,536	\$98,592	\$103,648

Race

White

Hispanic

Non-Hispanic

Black African American

2

Black African American and White

Asian

Asian and White

Native Hawaiian/Other Pacific Islander

American Indian/Alaskan Native

American Indian/Alaskan Native and Black African American

American Indian/Alaskan Native and White

Other Multi-Racial

TO BE COMPLETED BY ADMINISTRATIVE STAFF

Questionnaire Number:

156

Substituted In For:

Substituted Out For:

NOTE: Failure to correctly complete this survey (e.g. selection of an incorrect income level for family size identified) may result in its disqualification from the survey or be considered a "Non-Response". See TxCDBG Survey Methodology for specific information.

2024 TxCDBG Survey Questionnaire

80% Only

Interviewers Name:

Josue Gonzalez

Place:

St. Paul

County Name:

San Patricio

Region:

Coastal Bend 20

Respondent's Information:

Street Address:

10296 CR 2369

Zip Code:

78387

Phone:

361-424-4906

Contact Attempts:

First Attempt:

Date: 8/22/24

Time: 4:46

A.M.

P.M.

(Circle)

Second Attempt:

Date: _____

Time: _____

A.M.

P.M.

(Circle ONE)

Response

Non-Response

Vacant

1. Including yourself, how many people usually live in this unit?

2

2. Including yourself, how many people in your family usually live in this unit?

2

3. Do any other families live in this unit?

(Circle)

Yes

No

If yes, please complete an additional questionnaire for each family that lives in this unit. (Note: Do not include yourself as a member of another family or families.) Compare your family's 2023 annual adjusted gross income, or your family's 2024 monthly/weekly income calculated on an annual basis, to the income eligibility figure listed below for your County.

4. Family Size:

2

Males:

1

Females:

1

Extremely Low- to Low-Income: 80% AMFI

Family Size	1	2	3	4	5	6	7	8	9	10	11	12
Income LESS than:	< \$44,250	< <u>\$50,600</u>	< \$56,900	< \$63,200	< \$68,300	< \$73,350	< \$78,400	< \$83,450	< \$88,480	< \$93,536	< \$98,592	< \$103,648

Non-Low- and-Moderate Income: Greater than 80% AMFI

Family Size	1	2	3	4	5	6	7	8	9	10	11	12
Income MORE than:	> \$44,250	> \$50,600	> \$56,900	> \$63,200	> \$68,300	> \$73,350	> \$78,400	> \$83,450	> \$88,480	> \$93,536	> \$98,592	> \$103,648

Race

White

Hispanic

Non-Hispanic

2

Black African American

Black African American and White

Asian

Asian and White

Native Hawaiian/Other Pacific Islander

American Indian/Alaskan Native

American Indian/Alaskan Native and Black African American

American Indian/Alaskan Native and White

Other Multi-Racial

TO BE COMPLETED BY ADMINISTRATIVE STAFF

Questionnaire Number:

157

Substituted In For:

Substituted Out For:

NOTE: Failure to correctly complete this survey (e.g. selection of an incorrect income level for family size identified) may result in its disqualification from the survey or be considered a "Non-Response". See TxCDBG Survey Methodology for specific information.

2024 TxCDBG Survey Questionnaire

80% Only

Interviewers Name: Josle Gonzalez

Place:

St. Paul

County Name:

San Patricio

Region:

Coastal Bend 20

Respondent's Information:

Street Address:

10300 CR269

Zip Code:

78387

Phone:

361-774-8905

Contact Attempts:

First Attempt:

Date: 8/4/24

Time: 6:00

A.M.

P.M.

Second Attempt:

Date: _____

Time: _____

A.M.

P.M.

(Circle)

(Circle ONE)

Response

Non-Response

Vacancy

1. Including yourself, how many people usually live in this unit?

3

2. Including yourself, how many people in your family usually live in this unit?

3

3. Do any other families live in this unit?

(Circle)

Yes

No

If yes, please complete an additional questionnaire for each family that lives in this unit. (Note: Do not include yourself as a member of another family or families.) Compare your family's 2023 annual adjusted gross income, or your family's 2024 monthly / weekly income calculated on an annual basis, to the income eligibility figures listed below for your County.

4. Family Size:

4

Males:

2

Females:

2

Extremely Low- to Low-Income: <80% AMFI

Family Size	1	2	3	4	5	6	7	8	9	10	11	12
Income LESS than:	< \$44,250	< \$50,600	< \$56,900	<u>< \$63,200</u>	< \$68,300	< \$73,350	< \$78,400	< \$83,450	< \$88,480	< \$93,536	< \$98,592	< \$103,648

Non-Low- and-Moderate Income: Greater than 80% AMFI

Family Size	1	2	3	4	5	6	7	8	9	10	11	12
Income MORE than:	> \$44,250	> \$50,600	> \$56,900	> \$63,200	> \$68,300	> \$73,350	> \$78,400	> \$83,450	> \$88,480	> \$93,536	> \$98,592	> \$103,648

Race

	Hispanic	Non-Hispanic
White		
Black African American	<u>4</u>	
Black African American and White		
Asian		
Asian and White		
Native Hawaiian/Other Pacific Islander		
American Indian/Alaskan Native		
American Indian/Alaskan Native and Black African American		
American Indian/Alaskan Native and White		
Other Multi-Racial		

TO BE COMPLETED BY ADMINISTRATIVE STAFF

Questionnaire Number:

158

Substituted In For:

Substituted Out For:

NOTE: Failure to correctly complete this survey (e.g. selection of an incorrect income level for family size identified) may result in its disqualification from the survey or be considered a "Non-Response". See TxCDBG Survey Methodology for specific information.

2024 TxCDBG Survey Questionnaire

Interviewers Name: JOSE GONZALEZ

80% Only

Place:

St. Paul

County Name:

San Patricio

Region:

Coastal Bend 20

Respondent's Information:

10278

Street Address:

~~12305~~ Cr 2369 #14

Zip Code:

78387

Phone:

361-229-8655

Contact Attempts:

First Attempt:

Date: 8/1/24

Time: 6:14

A.M.

P.M.

(Circle ONE)

Second Attempt:

Date: _____

Time: _____

A.M.

P.M.

Response

Non-Response

Vacancy

1. Including yourself, how many people usually live in this unit?

2

2. Including yourself, how many people in your family usually live in this unit?

2

3. Do any other families live in this unit?

(Circle)

Yes

No

If yes, please complete an additional questionnaire for each family that lives in this unit. (Note: Do not include yourself as a member of another family or families.)

Compare your family's 2023 annual adjusted gross income, or your family's 2024 monthly / weekly income calculated on an annual basis, to the income eligibility figures listed below for your County.

4. Family Size:

2

Males:

1

Females:

1

Extremely Low- to Low-Income: <80% AMFI

Family Size	1	2	3	4	5	6	7	8	9	10	11	12
Income LESS than:	< \$44,250	< \$50,600	< \$56,900	< \$63,200	< \$68,300	< \$73,350	< \$78,400	< \$83,450	< \$88,480	< \$93,536	< \$98,592	< \$103,648

Non-Low- and-Moderate Income: Greater than 80% AMFI

Family Size	1	2	3	4	5	6	7	8	9	10	11	12
Income MORE than:	> \$44,250	> \$50,600	> \$56,900	> \$63,200	> \$68,300	> \$73,350	> \$78,400	> \$83,450	> \$88,480	> \$93,536	> \$98,592	> \$103,648

Race

White

Hispanic

Non-Hispanic

Black African American

Black African American and White

Asian

Asian and White

Native Hawaiian/Other Pacific Islander

American Indian/Alaskan Native

American Indian/Alaskan Native and Black African American

American Indian/Alaskan Native and White

Other Multi-Racial

TO BE COMPLETED BY ADMINISTRATIVE STAFF

Questionnaire Number:

159

Substituted In For:

Substituted Out For

NOTE: Failure to correctly complete this survey (e.g. selection of an incorrect income level for family size identified) may result in its disqualification from the survey or be considered a "Non-Response". See TxCDBG Survey Methodology for specific information.

2024 TxCDBG Survey Questionnaire

80% Only

Interviewers Name: Josue Gonzalez

Place:

St. Paul

County Name:

San Patricio

Region:

Coastal Bend 20

Respondent's Information:

Street Address:

10303 - service address
10281 CR 2369

Zip Code:

78387

Phone:

361-523-8150

Contact Attempts:

First Attempt:

Date: 8-4-24

Time: 6:18

A.M.

P.M.

Second Attempt:

Date: _____

Time: _____

A.M.

P.M.

(Circle ONE)
Response Non-Response Vacancy

1. Including yourself, how many people usually live in this unit?

2

2. Including yourself, how many people in your family usually live in this unit?

2

3. Do any other families live in this unit?

(Circle) Yes No

If yes, please complete an additional questionnaire for each family that lives in this unit. (Note: Do not include yourself as a member of another family or families.) Compare your family's 2023 annual adjusted gross income, or your family's 2024 monthly / weekly income calculated on an annual basis, to the income eligibility figures listed below for your County.

4. Family Size:

2

Males:

Females:

1 1

Extremely Low- to Low-Income: <80% AMFI

Family Size	1	2	3	4	5	6	7	8	9	10	11	12
Income LESS than:	< \$44,250	< \$50,600	< \$56,900	< \$63,200	< \$68,300	< \$73,350	< \$78,400	< \$83,450	< \$88,480	< \$93,536	< \$98,592	< \$103,648

Non-Low- and-Moderate Income: Greater than 80% AMFI

Family Size	1	2	3	4	5	6	7	8	9	10	11	12
Income MORE than:	> \$44,250	> \$50,600	> \$56,900	> \$63,200	> \$68,300	> \$73,350	> \$78,400	> \$83,450	> \$88,480	> \$93,536	> \$98,592	> \$103,648

Race

White

Hispanic

Non-Hispanic

Black African American

Black African American and White

Asian

Asian and White

Native Hawaiian/Other Pacific Islander

American Indian/Alaskan Native

American Indian/Alaskan Native and Black African American

American Indian/Alaskan Native and White

Other Multi-Racial

TO BE COMPLETED BY ADMINISTRATIVE STAFF

Questionnaire Number:

160

Substituted In For:

Substituted Out For:

NOTE: Failure to correctly complete this survey (e.g. selection of an incorrect income level for family size identified) may result in its disqualification from the survey or be considered a "Non-Response". See TxCDBG Survey Methodology for specific information.

2024 TxCDBG Survey Questionnaire

80% Only

Interviewers Name: Josue Gonzalez

Place:

St. Paul

County Name:

San Patricio

Region:

Coastal Bend 20

Respondent's Information:

Street Address:

10308 CR 2369

Zip Code:

78387

Phone:

361-364 8084

Contact Attempts:

First Attempt:

Date: 8-4-24

Time: 2:30P

(Circle)

A.M.

P.M.

Second Attempt:

Date:

Time:

A.M.

P.M.

Response

(Circle ONE)

Non-Response

Vacancy

1. Including yourself, how many people usually live in this unit?

2. Including yourself, how many people in your family usually live in this unit?

3. Do any other families live in this unit?

(Circle)

Yes

No

If yes, please complete an additional questionnaire for each family that lives in this unit. (Note: Do not include yourself as a member of another family or families.) Compare your family's 2023 annual adjusted gross income, or your family's 2024 monthly / weekly income calculated on an annual basis, to the income eligibility figures listed below for your County.

4. Family Size:

1

Males:

Females:

Extremely Low- to Low-Income: <80% AMFI

Family Size	1	2	3	4	5	6	7	8	9	10	11	12
Income LESS than:	< \$44,250	< \$50,600	< \$56,900	< \$63,200	< \$68,300	< \$73,350	< \$78,400	< \$83,450	< \$88,480	< \$93,536	< \$98,592	< \$103,648

Non-Low- and-Moderate Income: Greater than 80% AMFI

Family Size	1	2	3	4	5	6	7	8	9	10	11	12
Income MORE than:	> \$44,250	> \$50,600	> \$56,900	> \$63,200	> \$68,300	> \$73,350	> \$78,400	> \$83,450	> \$88,480	> \$93,536	> \$98,592	> \$103,648

Race

	Hispanic	Non-Hispanic
White	1	
Black African American		
Black African American and White		
Asian		
Asian and White		
Native Hawaiian/Other Pacific Islander		
American Indian/Alaskan Native		
American Indian/Alaskan Native and Black African American		
American Indian/Alaskan Native and White		
Other Multi-Racial		

TO BE COMPLETED BY ADMINISTRATIVE STAFF

Questionnaire Number:

161

Substituted In For:

Substituted Out For:

NOTE: Failure to correctly complete this survey (e.g. selection of an incorrect income level for family size identified) may result in its disqualification from the survey or be considered a "Non-Response". See TxCDBG Survey Methodology for specific information.

2024 TxCDBG Survey Questionnaire

Interviewers Name:

Josue Gonzalez

80% Only

Place:

St. Paul

County Name:

San Patricio

Region:

Coastal Bend 20

Respondent's Information:

Street Address:

10317 CR 2369

Zip Code:

78387

Phone:

361-695-5401

Contact Attempts:

First Attempt:

Date: 8/14/24

Time: 6:44

A.M.

P.M.

(Circle)

Second Attempt:

Date:

Time:

A.M.

P.M.

Response

Non-Response

Vacancy

(Circle ONE)

1. Including yourself, how many people usually live in this unit?

4

2. Including yourself, how many people in your family usually live in this unit?

4

3. Do any other families live in this unit?

(Circle)

Yes

No

If yes, please complete an additional questionnaire for each family that lives in this unit. (Note: Do not include yourself as a member of another family or families.) Compare your family's 2023 annual adjusted gross income, or your family's 2024 monthly weekly income calculated on an annual basis, to the income eligibility figures listed below for your County:

4. Family Size:

4

Males:

3

Females:

1

Extremely Low- to Low-Income: 80% AMFI

Family Size	1	2	3	4	5	6	7	8	9	10	11	12
Income LESS than:	< \$44,250	< \$50,600	< \$56,900	< \$63,200	< \$68,300	< \$73,350	< \$78,400	< \$83,450	< \$88,480	< \$93,536	< \$98,592	< \$103,648

Non-Low- and-Moderate Income: Greater than 80% AMFI

Family Size	1	2	3	4	5	6	7	8	9	10	11	12
Income MORE than:	> \$44,250	> \$50,600	> \$56,900	> \$63,200	> \$68,300	> \$73,350	> \$78,400	> \$83,450	> \$88,480	> \$93,536	> \$98,592	> \$103,648

Race

White

Black African American

Black African American and White

Asian

Asian and White

Native Hawaiian/Other Pacific Islander

American Indian/Alaskan Native

American Indian/Alaskan Native and Black African American

American Indian/Alaskan Native and White

Other Multi-Racial

Hispanic

Non-Hispanic

4

TO BE COMPLETED BY ADMINISTRATIVE STAFF

Questionnaire Number:

162

Substituted In For:

Substituted Out For:

NOTE: Failure to correctly complete this survey (e.g. selection of an incorrect income level for family size identified) may result in its disqualification from the survey or be considered a "Non-Response". See TxCDBG Survey Methodology for specific information.

2024 TxCDBG Survey Questionnaire

Interviewers Name: Josue Gonzalez

80% Only

Place:

St. Paul

County Name:

San Patricio

Region:

Coastal Bend 20

Respondent's Information:

Street Address:

10323 Cr 2369

Zip Code:

78387

Phone:

361-222-8604

Contact Attempts:

First Attempt:

Date:

8/14/24

Time:

12:20

A.M.

P.M.

(Circle)

(Circle ONE)

Second Attempt:

Date:

Time:

A.M.

P.M.

Response

Non-Response

Vacancy

1. Including yourself, how many people usually live in this unit?

2

2. Including yourself, how many people in your family usually live in this unit?

2

3. Do any other families live in this unit?

(Circle)

Yes

No

If yes, please complete an additional questionnaire for each family that lives in this unit. (Note: Do not include yourself as a member of another family or families.)

Compare your family's 2023 annual adjusted gross income, or your family's 2024 monthly / weekly income calculated on an annual basis, to the income eligibility figures listed below for your County.

4. Family Size:

2

Males:

Females:

2

Extremely Low- to Low-Income: <80% AMFI

Family Size	1	2	3	4	5	6	7	8	9	10	11	12
Income LESS than:	< \$44,250	< \$50,600	< \$56,900	< \$63,200	< \$68,300	< \$73,350	< \$78,400	< \$83,450	< \$88,480	< \$93,536	< \$98,592	< \$103,648

Non-Low- and-Moderate Income: Greater than 80% AMFI

Family Size	1	2	3	4	5	6	7	8	9	10	11	12
Income MORE than:	> \$44,250	> \$50,600	> \$56,900	> \$63,200	> \$68,300	> \$73,350	> \$78,400	> \$83,450	> \$88,480	> \$93,536	> \$98,592	> \$103,648

Race

Hispanic

Non-Hispanic

White

2

Black African American

Black African American and White

Asian

Asian and White

Native Hawaiian/Other Pacific Islander

American Indian/Alaskan Native

American Indian/Alaskan Native and Black African American

American Indian/Alaskan Native and White

Other Multi-Racial

TO BE COMPLETED BY ADMINISTRATIVE STAFF

Questionnaire Number:

163

Substituted In For:

Substituted Out For:

NOTE: Failure to correctly complete this survey (e.g. selection of an incorrect income level for family size identified) may result in its disqualification from the survey or be considered a "Non-Response". See TxCDBG Survey Methodology for specific information.

2024 TxCDBG Survey Questionnaire

Interviewers Name:

Josue Gonzalez

80% Only

Place:

St. Paul

County Name:

San Patricio

Region:

Coastal Bend 20

Respondent's Information:

Street Address:

10330 CR 2369

Zip Code:

78387

Phone:

N/A

Contact Attempts:

First Attempt:

Date: 8/14/24

Time: 10:51

A.M.

P.M.

(Circle ONE)

Second Attempt:

Date:

Time:

A.M.

P.M.

Response

Non-Response

Vacancy

1. Including yourself, how many people usually live in this unit?

1

2. Including yourself, how many people in your family usually live in this unit?

1

3. Do any other families live in this unit?

(Circle)

Yes

No

If yes, please complete an additional questionnaire for each family that lives in this unit. (Note: Do not include yourself as a member of another family or families.) Compare your family's 2023 annual adjusted gross income, or your family's 2024 monthly weekly income calculated on an annual basis, to the income eligibility figures listed below for your County:

4. Family Size:

1

Males:

Females:

1

Extremely Low- to Low-Income: 80% AMFI

Family Size	1	2	3	4	5	6	7	8	9	10	11	12
Income LESS than:	< \$44,250	< \$50,600	< \$56,900	< \$63,200	< \$68,300	< \$73,350	< \$78,400	< \$83,450	< \$88,480	< \$93,536	< \$98,592	< \$103,648

Non-Low- and-Moderate Income: Greater than 80% AMFI

Family Size	1	2	3	4	5	6	7	8	9	10	11	12
Income MORE than:	> \$44,250	> \$50,600	> \$56,900	> \$63,200	> \$68,300	> \$73,350	> \$78,400	> \$83,450	> \$88,480	> \$93,536	> \$98,592	> \$103,648

Race	Hispanic	Non-Hispanic
White	1	
Black African American		
Black African American and White		
Asian		
Asian and White		
Native Hawaiian/Other Pacific Islander		
American Indian/Alaskan Native		
American Indian/Alaskan Native and Black African American		
American Indian/Alaskan Native and White		
Other Multi-Racial		

TO BE COMPLETED BY ADMINISTRATIVE STAFF

Questionnaire Number:

164

Substituted In For:

Substituted Out For:

NOTE: Failure to correctly complete this survey (e.g. selection of an incorrect income level for family size identified) may result in its disqualification from the survey or be considered a "Non-Response". See TxCDBG Survey Methodology for specific information.

2024 TxCDBG Survey Questionnaire

Interviewers Name: Sandy Stewart

80% Only

Place:

St. Paul

County Name:

San Patricio

Region:

Coastal Bend 20

Respondent's Information:

Street Address:

10331 CR 2369

Zip Code:

78387

Phone: _____

Contact Attempts:

First Attempt:

Date: 8/22/24Time: 5:00

A.M.

(P.M.)

Second Attempt:

Date: 8/22/24Time: 6:05

A.M.

(P.M.)

Response

(Circle ONE)

Non-Response

Vacancy

1. Including yourself, how many people usually live in this unit?

2. Including yourself, how many people in your family usually live in this unit?

3. Do any other families live in this unit?

(Circle)

Yes

No

If yes, please complete an additional questionnaire for each family that lives in this unit. (Note: Do not include yourself as a member of another family or families.) Compare your family's 2023 annual adjusted gross income, or your family's 2024 monthly/weekly income calculated on an annual basis, to the income eligibility figures listed below for your County.

4. Family Size: _____

Males: _____

Females: _____

Extremely Low- to Low-Income: <80% AMFI

Family Size	1	2	3	4	5	6	7	8	9	10	11	12
Income LESS than:	< \$44,250	< \$50,600	< \$56,900	< \$63,200	< \$68,300	< \$73,350	< \$78,400	< \$83,450	< \$88,480	< \$93,536	< \$98,592	< \$103,648

Non-Low- and-Moderate Income: Greater than 80% AMFI

Family Size	1	2	3	4	5	6	7	8	9	10	11	12
Income MORE than:	> \$44,250	> \$50,600	> \$56,900	> \$63,200	> \$68,300	> \$73,350	> \$78,400	> \$83,450	> \$88,480	> \$93,536	> \$98,592	> \$103,648

Race	Hispanic	Non-Hispanic
White		
Black African American		
Black African American and White		
Asian		
Asian and White		
Native Hawaiian/Other Pacific Islander		
American Indian/Alaskan Native		
American Indian/Alaskan Native and Black African American		
American Indian/Alaskan Native and White		
Other Multi-Racial		

TO BE COMPLETED BY ADMINISTRATIVE STAFF

Questionnaire Number:

165

Substituted In For:

Substituted Out For:

NOTE: Failure to correctly complete this survey (e.g. selection of an incorrect income level for family size identified) may result in its disqualification from the survey or be considered a "Non-Response". See TxCDBG Survey Methodology for specific information.

2024 TxCDBG Survey Questionnaire

Interviewers Name: 50511 610-262

80% Only

Place:

St. Paul

County Name:

San Patricio

Region:

Coastal Bend 20

Respondent's Information:

Street Address:

10339 CR 2369

Zip Code:

78387

Phone:

361-437-6079

Contact Attempts:

First Attempt:

Date: 8-24

Time: 2:27

A.M.

P.M.

(Circle)

P.M.

Second Attempt:

Date: _____

Time: _____

A.M.

P.M.

Response

(Circle ONE)

Non-Response

Vacancy

1. Including yourself, how many people usually live in this unit?

2

2. Including yourself, how many people in your family usually live in this unit?

2

3. Do any other families live in this unit?

(Circle)

Yes

No

If yes, please complete an additional questionnaire for each family that lives in this unit. (Note: Do not include yourself as a member of another family or families.)

Compare your family's 2023 annual adjusted gross income, or your family's 2024 monthly / weekly income calculated on an annual basis, to the income eligibility figures listed below for your County.

4. Family Size:

2

Males:

Females:

2

Extremely Low- to Low-Income: <80% AMFI

Family Size	1	2	3	4	5	6	7	8	9	10	11	12
Income LESS than:	< \$44,250	<u>5</u> \$50,600	< \$56,900	< \$63,200	< \$68,300	< \$73,350	< \$78,400	< \$83,450	< \$88,480	< \$93,536	< \$98,592	< \$103,648

Non-Low- and-Moderate Income: Greater than 80% AMFI

Family Size	1	2	3	4	5	6	7	8	9	10	11	12
Income MORE than:	> \$44,250	> \$50,600	> \$56,900	> \$63,200	> \$68,300	> \$73,350	> \$78,400	> \$83,450	> \$88,480	> \$93,536	> \$98,592	> \$103,648

Race

White

Black African American

Black African American and White

Asian

Asian and White

Native Hawaiian/Other Pacific Islander

American Indian/Alaskan Native

American Indian/Alaskan Native and Black African American

American Indian/Alaskan Native and White

Other Multi-Racial

Hispanic

Non-Hispanic

2

TO BE COMPLETED BY ADMINISTRATIVE STAFF

Questionnaire Number:

166

Substituted In For:

Substituted Out For:

NOTE: Failure to correctly complete this survey (e.g. selection of an incorrect income level for family size identified) may result in its disqualification from the survey or be considered a "Non-Response". See TxCDBG Survey Methodology for specific information.

2024 TxCDBG Survey Questionnaire

Interviewers Name: Josue Gonzalez

80% Only

Place:

St. Paul

County Name:

San Patricio

Region:

Coastal Bend 20

Respondent's Information:

Street Address:

10042 CR 2375

Zip Code:

78387

Phone:

361-877-3646

Contact Attempts:

First Attempt:

Date:

8-20-24

Time:

7:44

A.M.

P.M.

(Circle)

Second Attempt:

Date:

Time:

A.M.

P.M.

Response

Non-Response

Vacancy

(Circle ONE)

1. Including yourself, how many people usually live in this unit?

2. Including yourself, how many people in your family usually live in this unit?

3. Do any other families live in this unit?

(Circle)

Yes

No

If yes, please complete an additional questionnaire for each family that lives in this unit. (Note: Do not include yourself as a member of another family or families.) Compare your family's 2023 annual adjusted gross income, or your family's 2024 monthly / weekly income calculated on an annual basis, to the income eligibility figures listed below for your County.

4. Family Size:

3

Males:

1

Females:

2

Extremely Low- to Low-Income: <80% AMFI

Family Size	1	2	3	4	5	6	7	8	9	10	11	12
Income LESS than:	< \$44,250	< \$50,600	< \$56,900	< \$63,200	< \$68,300	< \$73,350	< \$78,400	< \$83,450	< \$88,480	< \$93,536	< \$98,592	< \$103,648

Non-Low- and-Moderate Income: Greater than 80% AMFI

Family Size	1	2	3	4	5	6	7	8	9	10	11	12
Income MORE than:	> \$44,250	> \$50,600	> \$56,900	> \$63,200	> \$68,300	> \$73,350	> \$78,400	> \$83,450	> \$88,480	> \$93,536	> \$98,592	> \$103,648

Race	Hispanic	Non-Hispanic
White	<u>3</u>	
Black African American		
Black African American and White		
Asian		
Asian and White		
Native Hawaiian/Other Pacific Islander		
American Indian/Alaskan Native		
American Indian/Alaskan Native and Black African American		
American Indian/Alaskan Native and White		
Other Multi-Racial		

TO BE COMPLETED BY ADMINISTRATIVE STAFF

Questionnaire Number:

168

Substituted In For:

Substituted Out For:

NOTE: Failure to correctly complete this survey (e.g. selection of an incorrect income level for family size identified) may result in its disqualification from the survey or be considered a "Non-Response". See TxCDBG Survey Methodology for specific information.

2024 TxCDBG Survey Questionnaire

Interviewers Name:

Josee Gonzalez

80% Only

Place:

St, Paul

County Name:

San Patricio

Region:

Coastal Bend 20

Respondent's Information:

Street Address:

10265 Cr 2375

Zip Code:

78387

Phone:

Contact Attempts:

First Attempt:

Date: 8/11/24

Time: 10:41

(Circle) A.M.

P.M.

Second Attempt:

Date: 8/11/24

Time: 4:31

A.M.

(Circle) P.M.

(Circle ONE)

Response Non-Response

Vacancy

1. Including yourself, how many people usually live in this unit?

2. Including yourself, how many people in your family usually live in this unit?

3. Do any other families live in this unit?

(Circle) Yes No

If yes, please complete an additional questionnaire for each family that lives in this unit. (Note: Do not include yourself as a member of another family or families.) Compare your family's 2023 annual adjusted gross income, or your family's 2024 monthly weekly income calculated on an annual basis, to the income eligibility figures listed below for your County:

4. Family Size:

Males: Females:

Extremely Low- to Low-Income: < 80% AMFI

Family Size	1	2	3	4	5	6	7	8	9	10	11	12
Income LESS than:	< \$44,250	< \$50,600	< \$56,900	< \$63,200	< \$68,300	< \$73,350	< \$78,400	< \$83,450	< \$88,480	< \$93,536	< \$98,592	< \$103,648

Non-Low- and-Moderate Income: Greater than 80% AMFI

Family Size	1	2	3	4	5	6	7	8	9	10	11	12
Income MORE than:	> \$44,250	> \$50,600	> \$56,900	> \$63,200	> \$68,300	> \$73,350	> \$78,400	> \$83,450	> \$88,480	> \$93,536	> \$98,592	> \$103,648

Race

White

Black African American

Black African American and White

Asian

Asian and White

Native Hawaiian/Other Pacific Islander

American Indian/Alaskan Native

American Indian/Alaskan Native and Black African American

American Indian/Alaskan Native and White

Other Multi-Racial

Hispanic

Non-Hispanic

TO BE COMPLETED BY ADMINISTRATIVE STAFF

Questionnaire Number:

169

Substituted In For:

Substituted Out For

NOTE: Failure to correctly complete this survey (e.g. selection of an incorrect income level for family size identified) may result in its disqualification from the survey or be considered a "Non-Response". See TxCDBG Survey Methodology for specific information.

2024 TxCDBG Survey Questionnaire

80% Only

Interviewers Name:

Sandy Stewart

Place:

St. Paul

County Name:

San Patricio

Region:

Coastal Bend 20

Respondent's Information:

Membership Terminated

Street Address:

10295 CR 2375

Zip Code:

Phone:

Contact Attempts:

(Circle)

First Attempt:

Date:

Time:

A.M.

P.M.

Second Attempt:

Date:

Time:

A.M.

P.M.

(Circle ONE)

Response

Non-Response

Vacancy

1. Including yourself, how many people usually live in this unit?

2. Including yourself, how many people in your family usually live in this unit?

3. Do any other families live in this unit?

(Circle)

Yes

No

If yes, please complete an additional questionnaire for each family that lives in this unit. (Note: Do not include yourself as a member of another family or families.) Compare your family's 2023 annual adjusted gross income, or your family's 2024 monthly/weekly income calculated on an annual basis, to the income eligibility figures listed below for your County.

4. Family Size:

Males:

Females:

Extremely Low- to Low-Income: 80% AMFI

Family Size	1	2	3	4	5	6	7	8	9	10	11	12
Income LESS than:	< \$44,250	< \$50,600	< \$56,900	< \$63,200	< \$68,300	< \$73,350	< \$78,400	< \$83,450	< \$88,480	< \$93,536	< \$98,592	< \$103,648

Non-Low- and-Moderate Income: Greater than 80% AMFI

Family Size	1	2	3	4	5	6	7	8	9	10	11	12
Income MORE than:	> \$44,250	> \$50,600	> \$56,900	> \$63,200	> \$68,300	> \$73,350	> \$78,400	> \$83,450	> \$88,480	> \$93,536	> \$98,592	> \$103,648

Race

White

Black African American

Black African American and White

Asian

Asian and White

Native Hawaiian/Other Pacific Islander

American Indian/Alaskan Native

American Indian/Alaskan Native and Black African American

American Indian/Alaskan Native and White

Other Multi-Racial

Hispanic

Non-Hispanic

TO BE COMPLETED BY ADMINISTRATIVE STAFF

Questionnaire Number:

171

Substituted In For:

Substituted Out For:

NOTE: Failure to correctly complete this survey (e.g. selection of an incorrect income level for family size identified) may result in its disqualification from the survey or be considered a "Non-Response". See TxCDBG Survey Methodology for specific information.

2024 TxCDBG Survey Questionnaire

80% Only

Interviewers Name: JOSE GONZALEZ

Place:

St, Paul

County Name:

San Patricio

Region:

Coastal Bend 20

Respondent's Information:

Street Address:

10310 Cr 2375

Zip Code:

78387

Phone:

281-639-8198

Contact Attempts:

First Attempt:

Date: 8/11/24

Time: 4:59

A.M.

(P.M.)

Second Attempt:

Date: _____

Time: _____

A.M.

P.M.

(Response)

(Circle ONE)

Non-Response

Vacancy

1. Including yourself, how many people usually live in this unit?

2. Including yourself, how many people in your family usually live in this unit?

3. Do any other families live in this unit?

(Circle)

Yes

(No)

If yes, please complete an additional questionnaire for each family that lives in this unit. (Note: Do not include yourself as a member of another family or families.) Compare your family's 2023 annual adjusted gross income, or your family's 2024 monthly weekly income calculated on an annual basis, to the income eligibility figures listed below for your County.

4. Family Size:

3

Males:

2

Females:

1

Extremely Low- to Low-Income: 80% AMFI

Family Size	1	2	3	4	5	6	7	8	9	10	11	12
Income LESS than:	< \$44,250	< \$50,600	< \$56,900	< \$63,200	< \$68,300	< \$73,350	< \$78,400	< \$83,450	< \$88,480	< \$93,536	< \$98,592	< \$103,648

Non-Low- and-Moderate Income: Greater than 80% AMFI

Family Size	1	2	3	4	5	6	7	8	9	10	11	12
Income MORE than:	> \$44,250	> \$50,600	> \$56,900	> \$63,200	> \$68,300	> \$73,350	> \$78,400	> \$83,450	> \$88,480	> \$93,536	> \$98,592	> \$103,648

Race

White

Black African American

Black African American and White

Asian

Asian and White

Native Hawaiian/Other Pacific Islander

American Indian/Alaskan Native

American Indian/Alaskan Native and Black African American

American Indian/Alaskan Native and White

Other Multi-Racial

Hispanic

Non-Hispanic

TO BE COMPLETED BY ADMINISTRATIVE STAFF

Questionnaire Number:

172

Substituted In For:

Substituted Out For:

NOTE: Failure to correctly complete this survey (e.g. selection of an incorrect income level for family size identified) may result in its disqualification from the survey or be considered a "Non-Response". See TxCDBG Survey Methodology for specific information.

2024 TxCDBG Survey Questionnaire
80% Only

Interviewers Name:

Josue Gonzalez

Place:

St. Paul

County Name:

San Patricio

Region:

Coastal Bend 20

Respondent's Information:

Street Address:

10325 Cr 2375

Zip Code:

73877

Phone:

Contact Attempts:

First Attempt:

Date: 8/11/24

Time: 8:04

(Circle)
A.M.

PM

Second Attempt:

Date: 8/11/24

Time: 4:03

A.M.

PM

(Circle ONE)
Response

Non-Response

Vacancy

1. Including yourself, how many people usually live in this unit?

2. Including yourself, how many people in your family usually live in this unit?

3. Do any other families live in this unit?

(Circle)

Yes

No

If yes, please complete an additional questionnaire for each family that lives in this unit. (Note: Do not include yourself as a member of another family or families.)
Compare your family's 2023 annual adjusted gross income, or your family's 2024 monthly weekly income calculated on an annual basis, to the income eligibility figures listed below for your County:

4. Family Size:

Males:

Females:

Extremely Low- to Low-Income: < 80% AMFI

Family Size	1	2	3	4	5	6	7	8	9	10	11	12
Income LESS than:	< \$44,250	< \$50,600	< \$56,900	< \$63,200	< \$68,300	< \$73,350	< \$78,400	< \$83,450	< \$88,480	< \$93,536	< \$98,592	< \$103,648

Non-Low- and-Moderate Income: Greater than 80% AMFI

Family Size	1	2	3	4	5	6	7	8	9	10	11	12
Income MORE than:	> \$44,250	> \$50,600	> \$56,900	> \$63,200	> \$68,300	> \$73,350	> \$78,400	> \$83,450	> \$88,480	> \$93,536	> \$98,592	> \$103,648

Race

Hispanic

Non-Hispanic

White

Black African American

Black African American and White

Asian

Asian and White

Native Hawaiian/Other Pacific Islander

American Indian/Alaskan Native

American Indian/Alaskan Native and Black African American

American Indian/Alaskan Native and White

Other Multi-Racial

TO BE COMPLETED BY ADMINISTRATIVE STAFF

Questionnaire Number:

173

Substituted In For:

Substituted Out For:

NOTE: Failure to correctly complete this survey (e.g. selection of an incorrect income level for family size identified) may result in its disqualification from the survey or be considered a "Non-Response". See TxCDBG Survey Methodology for specific information.

2024 TxCDBG Survey Questionnaire

80% Only

Interviewers Name:

Sandy Stewart

Place:

St. Paul

County Name:

San Patricio

Region:

Coastal Bend 20

Respondent's Information:

Street Address:

10331 CR 2375 #1

Zip Code:

78387

Phone:

954-842-9155

Contact Attempts:

(Circle)

First Attempt:

Date:

Time:

A.M.

P.M.

(Circle ONE)

Second Attempt:

Date:

Time:

A.M.

P.M.

Response

Non-Response

Vacancy

1. Including yourself, how many people usually live in this unit?

1

2. Including yourself, how many people in your family usually live in this unit?

1

3. Do any other families live in this unit?

(Circle)

Yes

No

If yes, please complete an additional questionnaire for each family that lives in this unit. (Note: Do not include yourself as a member of another family or families.) Compare your family's 2023 annual adjusted gross income, or your family's 2024 monthly / weekly income calculated on an annual basis, to the income eligibility figures listed below for your County.

4. Family Size:

1

Males:

Females:

1

Extremely Low- to Low-Income: <80% AMFI

Family Size	1	2	3	4	5	6	7	8	9	10	11	12
Income LESS than:	<	<	<	<	<	<	<	<	<	<	<	<
	\$44,250	\$50,600	\$56,900	\$63,200	\$68,300	\$73,350	\$78,400	\$83,450	\$88,480	\$93,536	\$98,592	\$103,648

Non-Low- and-Moderate Income: Greater than 80% AMFI

Family Size	1	2	3	4	5	6	7	8	9	10	11	12
Income MORE than:	>	>	>	>	>	>	>	>	>	>	>	>
	\$44,250	\$50,600	\$56,900	\$63,200	\$68,300	\$73,350	\$78,400	\$83,450	\$88,480	\$93,536	\$98,592	\$103,648

Race	Hispanic	Non-Hispanic
White	<input checked="" type="checkbox"/>	
Black African American		
Black African American and White		
Asian		
Asian and White		
Native Hawaiian/Other Pacific Islander		
American Indian/Alaskan Native		
American Indian/Alaskan Native and Black African American		
American Indian/Alaskan Native and White		
Other Multi-Racial		

TO BE COMPLETED BY ADMINISTRATIVE STAFF

Questionnaire Number:

174

Substituted In For:

Substituted Out For:

NOTE: Failure to correctly complete this survey (e.g. selection of an incorrect income level for family size identified) may result in its disqualification from the survey or be considered a "Non-Response". See TxCDBG Survey Methodology for specific information.

2024 TxCDBG Survey Questionnaire

Interviewers Name:

Sandy Stewart

80% Only

Place:

St. Paul

County Name:

San Patricio

Region:

Coastal Bend 20

Respondent's Information:

VACANT

Street Address:

10331 CR 2375 #2

Zip Code:

78387

Phone:

Contact Attempts:

First Attempt:

Date: 8/18/24

Time: 4:45

A.M.

(P.M.)

(Circle ONE)

Second Attempt:

Date: _____

Time: _____

A.M.

P.M.

Response

Non-Response

Vacancy

1. Including yourself, how many people usually live in this unit?

2. Including yourself, how many people in your family usually live in this unit?

3. Do any other families live in this unit?

(Circle)

Yes

No

If yes, please complete an additional questionnaire for each family that lives in this unit. (Note: Do not include yourself as a member of another family or families.) Compare your family's 2023 annual adjusted gross income, or your family's 2024 monthly weekly income calculated on an annual basis, to the income eligibility figures listed below for your County.

4. Family Size:

Males:

Females:

Extremely Low- to Low-Income: - 80% AMFI

Family Size	1	2	3	4	5	6	7	8	9	10	11	12
Income LESS than:	< \$44,250	< \$50,600	< \$56,900	< \$63,200	< \$68,300	< \$73,350	< \$78,400	< \$83,450	< \$88,480	< \$93,536	< \$98,592	< \$103,648

Non-Low- and-Moderate Income: Greater than 80% AMFI

Family Size	1	2	3	4	5	6	7	8	9	10	11	12
Income MORE than:	> \$44,250	> \$50,600	> \$56,900	> \$63,200	> \$68,300	> \$73,350	> \$78,400	> \$83,450	> \$88,480	> \$93,536	> \$98,592	> \$103,648

Race	Hispanic	Non-Hispanic
White		
Black African American		
Black African American and White		
Asian		
Asian and White		
Native Hawaiian/Other Pacific Islander		
American Indian/Alaskan Native		
American Indian/Alaskan Native and Black African American		
American Indian/Alaskan Native and White		
Other Multi-Racial		

TO BE COMPLETED BY ADMINISTRATIVE STAFF

Questionnaire Number:

175

Substituted In For:

Substituted Out For:

NOTE: Failure to correctly complete this survey (e.g. selection of an incorrect income level for family size identified) may result in its disqualification from the survey or be considered a "Non-Response". See TxCDBG Survey Methodology for specific information.

2024 TxCDBG Survey Questionnaire

Interviewers Name:

Josue Gonzalez

80% Only.

Place:

St. Paul

County Name:

San Patricio

Region:

Coastal Bend 20

Respondent's Information:

Street Address:

10341 Cr 2375

Zip Code:

78387

Phone:

Contact Attempts:

First Attempt:

Date: 8/1/24

Time: 9:30

(Circle) A.M.

P.M.

Second Attempt:

Date: 8/1/24

Time: 5:10

A.M.

(Circle) P.M.

Response

(Circle ONE)

Non-Response

Vacancy

1. Including yourself, how many people usually live in this unit?

2. Including yourself, how many people in your family usually live in this unit?

3. Do any other families live in this unit?

(Circle)

Yes

No

If yes, please complete an additional questionnaire for each family that lives in this unit. (Note: Do not include yourself as a member of another family or families.) Compare your family's 2023 annual adjusted gross income, or your family's 2024 monthly weekly income calculated on an annual basis, to the income eligibility figures listed below for your County.

4. Family Size:

Males:

Females:

Extremely Low- to Low-Income: <80% AMFI

Family Size	1	2	3	4	5	6	7	8	9	10	11	12
Income LESS than:	<	<	<	<	<	<	<	<	<	<	<	<
	\$44,250	\$50,600	\$56,900	\$63,200	\$68,300	\$73,350	\$78,400	\$83,450	\$88,480	\$93,536	\$98,592	\$103,648

Non-Low- and-Moderate Income: Greater than 80% AMFI

Family Size	1	2	3	4	5	6	7	8	9	10	11	12
Income MORE than:	>	>	>	>	>	>	>	>	>	>	>	>
	\$44,250	\$50,600	\$56,900	\$63,200	\$68,300	\$73,350	\$78,400	\$83,450	\$88,480	\$93,536	\$98,592	\$103,648

Race

White

Black African American

Black African American and White

Asian

Asian and White

Native Hawaiian/Other Pacific Islander

American Indian/Alaskan Native

American Indian/Alaskan Native and Black African American

American Indian/Alaskan Native and White

Other Multi-Racial

Hispanic

Non-Hispanic

TO BE COMPLETED BY ADMINISTRATIVE STAFF

Questionnaire Number:

176

Substituted In For:

Substituted Out For

NOTE: Failure to correctly complete this survey (e.g. selection of an incorrect income level for family size identified) may result in its disqualification from the survey or be considered a "Non-Response". See TxCDBG Survey Methodology for specific information.

2024 TxCDBG Survey Questionnaire
80% Only

Interviewers Name: Isue Gonzalez

Place:

St. Paul

County Name:

San Patricio

Region:

Coastal Bend 20

Respondent's Information:

Street Address:

10270 CR2381

Zip Code:

78387

Phone:

361-229-4125

Contact Attempts:

First Attempt:

Date:

8/14/24

Time:

12:42

A.M.

(Circle) P.M.

Second Attempt:

Date:

Time:

A.M.

P.M.

(Circle) Response

(Circle ONE)

Non-Response

Vacancy

1. Including yourself, how many people usually live in this unit?

1

2. Including yourself, how many people in your family usually live in this unit?

1

3. Do any other families live in this unit?

(Circle)

Yes

No

If yes, please complete an additional questionnaire for each family that lives in this unit. (Note: Do not include yourself as a member of another family or families.)
Compare your family's 2023 annual adjusted gross income, or your family's 2024 monthly / weekly income calculated on an annual basis, to the income eligibility figures listed below for your County.

4. Family Size:

1

Males:

1

Females:

Extremely Low- to Low-Income: <80% AMFI

Family Size	1	2	3	4	5	6	7	8	9	10	11	12
Income LESS than:	<u><</u> \$44,250	< \$50,600	< \$56,900	< \$63,200	< \$68,300	< \$73,350	< \$78,400	< \$83,450	< \$88,480	< \$93,536	< \$98,592	< \$103,648

Non-Low- and-Moderate Income: Greater than 80% AMFI

Family Size	1	2	3	4	5	6	7	8	9	10	11	12
Income MORE than:	> \$44,250	> \$50,600	> \$56,900	> \$63,200	> \$68,300	> \$73,350	> \$78,400	> \$83,450	> \$88,480	> \$93,536	> \$98,592	> \$103,648

Race

White

Black African American

Black African American and White

Asian

Asian and White

Native Hawaiian/Other Pacific Islander

American Indian/Alaskan Native

American Indian/Alaskan Native and Black African American

American Indian/Alaskan Native and White

Other Multi-Racial

Hispanic

Non-Hispanic

TO BE COMPLETED BY ADMINISTRATIVE STAFF

Questionnaire Number:

177

Substituted In For:

Substituted Out For:

NOTE: Failure to correctly complete this survey (e.g. selection of an incorrect income level for family size identified) may result in its disqualification from the survey or be considered a "Non-Response". See TxCDBG Survey Methodology for specific information.

2024 TxCDBG Survey Questionnaire

Interviewers Name: Josie Gonzalez

80% Only

Place:

St. Paul

County Name:

San Patricio

Region:

Coastal Bend 20

Respondent's Information:

Street Address:

10280 Cr 2381

Zip Code:

78381

Phone:

361-437-2302

Contact Attempts:

First Attempt:

Date:

8/4/24

Time:

12:35

A.M.

P.M.

Second Attempt:

Date:

Time:

A.M.

P.M.

(Circle)

(Circle ONE)

Response

Non-Response

Vacancy

1. Including yourself, how many people usually live in this unit?

2. Including yourself, how many people in your family usually live in this unit?

3. Do any other families live in this unit?

(Circle)

Yes

No

If yes, please complete an additional questionnaire for each family that lives in this unit. (Note: Do not include yourself as a member of another family or families.) Compare your family's 2023 annual adjusted gross income, or your family's 2024 monthly / weekly income calculated on an annual basis, to the income eligibility figures listed below for your County.

4. Family Size:

4

Males:

1

Females:

3

Extremely Low- to Low-Income: <80% AMFI

Family Size	1	2	3	4	5	6	7	8	9	10	11	12
Income LESS than:	< \$44,250	< \$50,600	< \$56,900	< \$63,200	< \$68,300	< \$73,350	< \$78,400	< \$83,450	< \$88,480	< \$93,536	< \$98,592	< \$103,648

Non-Low- and-Moderate Income: Greater than 80% AMFI

Family Size	1	2	3	4	5	6	7	8	9	10	11	12
Income MORE than:	> \$44,250	> \$50,600	> \$56,900	> \$63,200	> \$68,300	> \$73,350	> \$78,400	> \$83,450	> \$88,480	> \$93,536	> \$98,592	> \$103,648

Race

White

Black African American

Black African American and White

Asian

Asian and White

Native Hawaiian/Other Pacific Islander

American Indian/Alaskan Native

American Indian/Alaskan Native and Black African American

American Indian/Alaskan Native and White

Other Multi-Racial

Hispanic

Non-Hispanic

TO BE COMPLETED BY ADMINISTRATIVE STAFF

Questionnaire Number:

178

Substituted In For:

Substituted Out For:

NOTE: Failure to correctly complete this survey (e.g. selection of an incorrect income level for family size identified) may result in its disqualification from the survey or be considered a "Non-Response". See TxCDBG Survey Methodology for specific information.

2024 TxCDBG Survey Questionnaire

80% Only.

Interviewers Name: JOSE BURZON

Place:

St. Paul

County Name:

San Patricio

Region:

Coastal Bend 20

Respondent's Information:

Street Address:

10287 cr 2381

Zip Code:

78381

Phone:

Contact Attempts:

First Attempt:

Date: 8/13/24

Time: 3:11

A.M.

P.M.

Second Attempt:

Date: 8/13/24

Time: 6:40

A.M.

P.M.

Response

(Circle ONE)
Non-Response

Vacancy

1. Including yourself, how many people usually live in this unit?

2. Including yourself, how many people in your family usually live in this unit?

3. Do any other families live in this unit?

(Circle) Yes No

If yes, please complete an additional questionnaire for each family that lives in this unit. (Note: Do not include yourself as a member of another family or families.) Compare your family's 2023 annual adjusted gross income, or your family's 2024 monthly weekly income calculated on an annual basis, to the income eligibility figures listed below for your County:

4. Family Size:

Males: Females:

Extremely Low- to Low-Income: < 80% AMFI

Family Size	1	2	3	4	5	6	7	8	9	10	11	12
Income LESS than:	< \$44,250	< \$50,600	< \$56,900	< \$63,200	< \$68,300	< \$73,350	< \$78,400	< \$83,450	< \$88,480	< \$93,536	< \$98,592	< \$103,648

Non-Low- and-Moderate Income: Greater than 80% AMFI

Family Size	1	2	3	4	5	6	7	8	9	10	11	12
Income MORE than:	> \$44,250	> \$50,600	> \$56,900	> \$63,200	> \$68,300	> \$73,350	> \$78,400	> \$83,450	> \$88,480	> \$93,536	> \$98,592	> \$103,648

Race

White

Black African American

Black African American and White

Asian

Asian and White

Native Hawaiian/Other Pacific Islander

American Indian/Alaskan Native

American Indian/Alaskan Native and Black African American

American Indian/Alaskan Native and White

Other Multi-Racial

Hispanic

Non-Hispanic

TO BE COMPLETED BY ADMINISTRATIVE STAFF

Questionnaire Number:

179

Substituted In For:

Substituted Out For:

NOTE: Failure to correctly complete this survey (e.g. selection of an incorrect income level for family size identified) may result in its disqualification from the survey or be considered a "Non-Response". See TxCDBG Survey Methodology for specific information.

2024 TxCDBG Survey Questionnaire

Interviewers Name:

Josue Gonzalez

80% Only

Place:

St, Paul

County Name:

San Patricio

Region:

Coastal Bend 20

Respondent's Information:

Street Address:

10293 Cr 2381

Zip Code:

78387

Phone:

361-737-7676

Contact Attempts:

First Attempt:

Date: 8/11/24

Time: 5:16

A.M.

P.M.

(Circle)

Second Attempt:

Date: _____

Time: _____

A.M.

P.M.

(Circle ONE)

Response

Non-Response

Vacancy

1. Including yourself, how many people usually live in this unit?

2

2. Including yourself, how many people in your family usually live in this unit?

2

3. Do any other families live in this unit?

(Circle)

Yes

No

If yes, please complete an additional questionnaire for each family that lives in this unit. (Note: Do not include yourself as a member of another family or families.) Compare your family's 2023 annual adjusted gross income, or your family's 2024 monthly weekly income calculated on an annual basis, to the income eligibility figures listed below for your County.

4. Family Size:

2

Males:

Females:

Extremely Low- to Low-Income: <80% AMFI

Family Size	1	2	3	4	5	6	7	8	9	10	11	12
Income LESS than:	< \$44,250	< \$50,600	< \$56,900	< \$63,200	< \$68,300	< \$73,350	< \$78,400	< \$83,450	< \$88,480	< \$93,536	< \$98,592	< \$103,648

Non-Low- and-Moderate Income: Greater than 80% AMFI

Family Size	1	2	3	4	5	6	7	8	9	10	11	12
Income MORE than:	> \$44,250	> \$50,600	> \$56,900	> \$63,200	> \$68,300	> \$73,350	> \$78,400	> \$83,450	> \$88,480	> \$93,536	> \$98,592	> \$103,648

Race

White

Black African American

Black African American and White

Asian

Asian and White

Native Hawaiian/Other Pacific Islander

American Indian/Alaskan Native

American Indian/Alaskan Native and Black African American

American Indian/Alaskan Native and White

Other Multi-Racial

Hispanic

Non-Hispanic

2

TO BE COMPLETED BY ADMINISTRATIVE STAFF

Questionnaire Number:

180

Substituted In For:

Substituted Out For:

NOTE: Failure to correctly complete this survey (e.g. selection of an incorrect income level for family size identified) may result in its disqualification from the survey or be considered a "Non-Response". See TxCDBG Survey Methodology for specific information.

2024 TxCDBG Survey Questionnaire

Interviewers Name: Jose Gonzalez

80% Only

Place:

St. Paul

County Name:

San Patricio

Region:

Coastal Bend 20

Respondent's Information:

Street Address:

10294 Cr 2381

Zip Code:

Phone:

361-424-3431

Contact Attempts:

First Attempt:

Date:

8/4/24

Time:

12:29

A.M.

P.M.

(Circle)

Second Attempt:

Date:

Time:

A.M.

P.M.

(Circle ONE)

Response

Non-Response

Vacancy

1. Including yourself, how many people usually live in this unit?

2. Including yourself, how many people in your family usually live in this unit?

3. Do any other families live in this unit?

(Circle)

Yes

No

If yes, please complete an additional questionnaire for each family that lives in this unit. (Note: Do not include yourself as a member of another family or families.)

Compare your family's 2023 annual adjusted gross income, or your family's 2024 monthly / weekly income calculated on an annual basis, to the income eligibility figures listed below for your County.

4. Family Size:

Males:

Females:

Extremely Low- to Low-Income: <80% AMFI

Family Size	1	2	3	4	5	6	7	8	9	10	11	12
Income LESS than:	< \$44,250	< \$50,600	< \$56,900	< \$63,200	< \$68,300	< \$73,350	< \$78,400	< \$83,450	< \$88,480	< \$93,536	< \$98,592	< \$103,648

Non-Low- and-Moderate Income: Greater than 80% AMFI

Family Size	1	2	3	4	5	6	7	8	9	10	11	12
Income MORE than:	> \$44,250	> \$50,600	> \$56,900	> \$63,200	> \$68,300	> \$73,350	> \$78,400	> \$83,450	> \$88,480	> \$93,536	> \$98,592	> \$103,648

Race

White

Black African American

Black African American and White

Asian

Asian and White

Native Hawaiian/Other Pacific Islander

American Indian/Alaskan Native

American Indian/Alaskan Native and Black African American

American Indian/Alaskan Native and White

Other Multi-Racial

Hispanic

Non-Hispanic

TO BE COMPLETED BY ADMINISTRATIVE STAFF

Questionnaire Number:

Substituted In For:

Substituted Out For:

NOTE: Failure to correctly complete this survey (e.g. selection of an incorrect income level for family size identified) may result in its disqualification from the survey or be considered a "Non-Response". See TxCDBG Survey Methodology for specific information.

2024 TxCDBG Survey Questionnaire
80% Only

Interviewers Name: Jose Gonzalez

Place:

St. Paul

County Name:

San Patricio

Region:

Coastal Bend 20

Respondent's Information:

Street Address:

10298 cr 2381 #1 Zip Code: 78387 Phone: 361-437-2658

Contact Attempts:

First Attempt:

Date: 8/11/24

Time: 4:31

A.M.

P.M.

Second Attempt:

Date: _____

Time: _____

A.M.

P.M.

(Circle)

(Circle ONE)

Response

Non-Response

Vacancy

1. Including yourself, how many people usually live in this unit?

2. Including yourself, how many people in your family usually live in this unit?

3. Do any other families live in this unit?

(Circle)

Yes

No

If yes, please complete an additional questionnaire for each family that lives in this unit. (Note: Do not include yourself as a member of another family or families.) Compare your family's 2023 annual adjusted gross income, or your family's 2024 monthly weekly income calculated on an annual basis, to the income eligibility figures listed below for your County:

4. Family Size:

5

Males: 2

Females: 3

Extremely Low- to Low-Income: <80% AMFI

Family Size	<u>1</u>	<u>2</u>	<u>3</u>	<u>4</u>	<u>5</u>	<u>6</u>	<u>7</u>	<u>8</u>	<u>9</u>	<u>10</u>	<u>11</u>	<u>12</u>
Income LESS than:	<	<	<	<	<	<	<	<	<	<	<	<
	\$44,250	\$50,600	\$56,900	\$63,200	\$68,300	\$73,350	\$78,400	\$83,450	\$88,480	\$93,536	\$98,592	\$103,648

Non-Low- and-Moderate Income: Greater than 80% AMFI

Family Size	<u>1</u>	<u>2</u>	<u>3</u>	<u>4</u>	<u>5</u>	<u>6</u>	<u>7</u>	<u>8</u>	<u>9</u>	<u>10</u>	<u>11</u>	<u>12</u>
Income MORE than:	>	>	>	>	>	>	>	>	>	>	>	>
	\$44,250	\$50,600	\$56,900	\$63,200	\$68,300	\$73,350	\$78,400	\$83,450	\$88,480	\$93,536	\$98,592	\$103,648

Race

White

Black African American

Black African American and White

Asian

Asian and White

Native Hawaiian/Other Pacific Islander

American Indian/Alaskan Native

American Indian/Alaskan Native and Black African American

American Indian/Alaskan Native and White

Other Multi-Racial

Hispanic

Non-Hispanic

TO BE COMPLETED BY ADMINISTRATIVE STAFF

Questionnaire Number:

182

Substituted In For:

Substituted Out For:

NOTE: Failure to correctly complete this survey (e.g. selection of an incorrect income level for family size identified) may result in its disqualification from the survey or be considered a "Non-Response". See TxCDBG Survey Methodology for specific information.

2024 TxCDBG Survey Questionnaire

80% Only

Interviewers Name: Josue Gonzalez

Place:

St. Paul

County Name:

San Patricio

Region:

Coastal Bend 20

Respondent's Information:

Street Address:

10298 Cr 2381 #2

Zip Code:

78387

Phone:

361-437 2658

Contact Attempts:

First Attempt:

Date: 8/11/24

Time: 4:31

A.M.

(P.M.)

Second Attempt:

Date: _____

Time: _____

A.M.

P.M.

(Circle)

(Circle ONE)

Response

Non-Response

Vacancy

1. Including yourself, how many people usually live in this unit?

2. Including yourself, how many people in your family usually live in this unit?

3. Do any other families live in this unit?

(Circle)

Yes

No

If yes, please complete an additional questionnaire for each family that lives in this unit. (Note: Do not include yourself as a member of another family or families.) Compare your family's 2023 annual adjusted gross income, or your family's 2024 monthly weekly income calculated on an annual basis, to the income eligibility figures listed below for your County:

4. Family Size:

5

Males:

2

Females:

3

Extremely Low- to Low-Income: <80% AMFI

Family Size	1	2	3	4	5	6	7	8	9	10	11	12
Income LESS than:	<	<	<	<	<	<	<	<	<	<	<	<
	\$44,250	\$50,600	\$56,900	\$63,200	\$68,300	\$73,350	\$78,400	\$83,450	\$88,480	\$93,536	\$98,592	\$103,648

Non-Low- and-Moderate Income: Greater than 80% AMFI

Family Size	1	2	3	4	5	6	7	8	9	10	11	12
Income MORE than:	>	>	>	>	>	>	>	>	>	>	>	>
	\$44,250	\$50,600	\$56,900	\$63,200	\$68,300	\$73,350	\$78,400	\$83,450	\$88,480	\$93,536	\$98,592	\$103,648

Race

White

Hispanic

Non-Hispanic

Black African American

Black African American and White

Asian

Asian and White

Native Hawaiian/Other Pacific Islander

American Indian/Alaskan Native

American Indian/Alaskan Native and Black African American

American Indian/Alaskan Native and White

Other Multi-Racial

TO BE COMPLETED BY ADMINISTRATIVE STAFF

Questionnaire Number:

183

Substituted In For:

Substituted Out For:

NOTE: Failure to correctly complete this survey (e.g. selection of an incorrect income level for family size identified) may result in its disqualification from the survey or be considered a "Non-Response". See TxCDBG Survey Methodology for specific information.

2024 TxCDBG Survey Questionnaire

Interviewers Name:

Jose Gonzalez

80% Only.

Place:

St. Paul

County Name:

San Patricio

Region:

Coastal Bend 20

Respondent's Information:

Street Address:

10299 Cr 2381

Zip Code:

78387

Phone:

832-473-4451

Contact Attempts:

First Attempt:

Date: 8/11/24

Time: 4:39

A.M.

P.M.

Second Attempt:

Date: _____

Time: _____

A.M.

P.M.

(Circle)

(Circle ONE)

Response

Non-Response

Vacancy

1. Including yourself, how many people usually live in this unit?

2

2. Including yourself, how many people in your family usually live in this unit?

2

3. Do any other families live in this unit?

(Circle)

Yes

NO

If yes, please complete an additional questionnaire for each family that lives in this unit. (Note: Do not include yourself as a member of another family or families.) Compare your family's 2023 annual adjusted gross income, or your family's 2024 monthly weekly income calculated on an annual basis, to the income eligibility figures listed below for your County:

4. Family Size:

Males: 1

Females: 1

Extremely Low- to Low-Income: <80% AMFI

Family Size	1	2	3	4	5	6	7	8	9	10	11	12
Income LESS than:	< \$44,250	< <u>\$50,600</u>	< \$56,900	< \$63,200	< \$68,300	< \$73,350	< \$78,400	< \$83,450	< \$88,480	< \$93,536	< \$98,592	< \$103,648

Non-Low- and-Moderate Income: Greater than 80% AMFI

Family Size	1	2	3	4	5	6	7	8	9	10	11	12
Income MORE than:	> \$44,250	> \$50,600	> \$56,900	> \$63,200	> \$68,300	> \$73,350	> \$78,400	> \$83,450	> \$88,480	> \$93,536	> \$98,592	> \$103,648

Race

White

Black African American

Black African American and White

Asian

Asian and White

Native Hawaiian/Other Pacific Islander

American Indian/Alaskan Native

American Indian/Alaskan Native and Black African American

American Indian/Alaskan Native and White

Other Multi-Racial

Hispanic

Non-Hispanic

2

TO BE COMPLETED BY ADMINISTRATIVE STAFF

Questionnaire Number:

184

Substituted In For:

Substituted Out For:

NOTE: Failure to correctly complete this survey (e.g. selection of an incorrect income level for family size identified) may result in its disqualification from the survey or be considered a "Non-Response". See TxCDBG Survey Methodology for specific information.

2024 TxCDBG Survey Questionnaire

Interviewers Name:

JOSUE CANTARZ

80% Only.

Place:

St. Paul

County Name:

San Patricio

Region

Coastal Bend 20

Respondent's Information:

Street Address:

10309 Cr 2381

Zip Code:

78387

Phone:

361 437-8373

Contact Attempts:

First Attempt:

Date: 8/11/24

Time: 4:46

A.M.

P.M.

Second Attempt:

Date: _____

Time: _____

A.M.

P.M.

(Circle)

(Circle ONE)

Response

Non-Response

Vacancy

1. Including yourself, how many people usually live in this unit?

2. Including yourself, how many people in your family usually live in this unit?

3. Do any other families live in this unit?

(Circle)

Yes

No

If yes, please complete an additional questionnaire for each family that lives in this unit. (Note: Do not include yourself as a member of another family or families.) Compare your family's 2023 annual adjusted gross income, or your family's 2024 monthly weekly income calculated on an annual basis, to the income eligibility figures listed below for your County.

4. Family Size:

1

Males:

1

Females:

Extremely Low- to Low-Income: <80% AMFI

Family Size	1	2	3	4	5	6	7	8	9	10	11	12
Income LESS than:	< \$44,250	< \$50,600	< \$56,900	< \$63,200	< \$68,300	< \$73,350	< \$78,400	< \$83,450	< \$88,480	< \$93,536	< \$98,592	< \$103,648

Non-Low- and-Moderate Income: Greater than 80% AMFI

Family Size	1	2	3	4	5	6	7	8	9	10	11	12
Income MORE than:	> \$44,250	> \$50,600	> \$56,900	> \$63,200	> \$68,300	> \$73,350	> \$78,400	> \$83,450	> \$88,480	> \$93,536	> \$98,592	> \$103,648

Race

White

Black African American

Black African American and White

Asian

Asian and White

Native Hawaiian/Other Pacific Islander

American Indian/Alaskan Native

American Indian/Alaskan Native and Black African American

American Indian/Alaskan Native and White

Other Multi-Racial

Hispanic

Non-Hispanic

TO BE COMPLETED BY ADMINISTRATIVE STAFF

Questionnaire Number:

185

Substituted In For:

Substituted Out For

NOTE: Failure to correctly complete this survey (e.g. selection of an incorrect income level for family size identified) may result in its disqualification from the survey or be considered a "Non-Response". See TxCDBG Survey Methodology for specific information.

2024 TxCDBG Survey Questionnaire

Interviewers Name: Josue Gonzalez

80% Only

Place:

St. Paul

County Name:

San Patricio

Region:

Coastal Bend 20

Respondent's Information:

Street Address:

10488 Fm 3089

Zip Code:

78387

Phone:

361-424-4164

Contact Attempts:

First Attempt:

Date: 8/14/24

Time: 8:49

A.M.

(P.M.)

(Circle ONE)

Second Attempt:

Date: _____

Time: _____

A.M.

P.M.

Response

Non-Response

Vacancy

1. Including yourself, how many people usually live in this unit?

8

2. Including yourself, how many people in your family usually live in this unit?

8

3. Do any other families live in this unit?

(Circle)

Yes

(NO)

If yes, please complete an additional questionnaire for each family that lives in this unit. (Note: Do not include yourself as a member of another family or families.) Compare your family's 2023 annual adjusted gross income, or your family's 2024 monthly / weekly income calculated on an annual basis, to the income eligibility figures listed below for your County.

4. Family Size:

8

Males:

3

Females:

5

Extremely Low- to Low-Income: <80% AMFI

Family Size	1	2	3	4	5	6	7	8	9	10	11	12
Income LESS than:	< \$44,250	< \$50,600	< \$56,900	< \$63,200	< \$68,300	< \$73,350	< \$78,400	< <u>\$83,450</u>	< \$88,480	< \$93,536	< \$98,592	< \$103,648

Non-Low- and-Moderate Income: Greater than 80% AMFI

Family Size	1	2	3	4	5	6	7	8	9	10	11	12
Income MORE than:	> \$44,250	> \$50,600	> \$56,900	> \$63,200	> \$68,300	> \$73,350	> \$78,400	> \$83,450	> \$88,480	> \$93,536	> \$98,592	> \$103,648

Race

White

Hispanic

8

Non-Hispanic

Black African American

Black African American and White

Asian

Asian and White

Native Hawaiian/Other Pacific Islander

American Indian/Alaskan Native

American Indian/Alaskan Native and Black African American

American Indian/Alaskan Native and White

Other Multi-Racial

TO BE COMPLETED BY ADMINISTRATIVE STAFF

Questionnaire Number:

186

Substituted In For:

Substituted Out For:

NOTE: Failure to correctly complete this survey (e.g. selection of an incorrect income level for family size identified) may result in its disqualification from the survey or be considered a "Non-Response". See TxCDBG Survey Methodology for specific information.

2024 TxCDBG Survey Questionnaire

Interviewers Name: Josue Gonzalez

80% Only

Place:

St. Paul

County Name:

San Patricio

Region:

Coastal Bend 20

Respondent's Information:

Street Address:

14466 FM 3089

Zip Code:

78387

Phone:

361-877-1762

Contact Attempts:

First Attempt:

Date: 8-20-24

Time: 6:51

A.M.

(Circle) P.M.

Second Attempt:

Date:

Time:

A.M.

P.M.

(Circle ONE) Response

Non-Response

Vacancy

1. Including yourself, how many people usually live in this unit?

2. Including yourself, how many people in your family usually live in this unit?

3. Do any other families live in this unit?

(Circle) Yes

No

If yes, please complete an additional questionnaire for each family that lives in this unit. (Note: Do not include yourself as a member of another family or families.) Compare your family's 2023 annual adjusted gross income, or your family's 2024 monthly / weekly income calculated on an annual basis, to the income eligibility figures listed below for your County.

4. Family Size:

Males:

Females:

Extremely Low- to Low-Income: <80% AMFI

Family Size	1	2	3	4	5	6	7	8	9	10	11	12
Income LESS than:	< \$44,250	< \$50,600	< \$56,900	< \$63,200	< \$68,300	< \$73,350	< \$78,400	< \$83,450	< \$88,480	< \$93,536	< \$98,592	< \$103,648

Non-Low- and-Moderate Income: Greater than 80% AMFI

Family Size	1	2	3	4	5	6	7	8	9	10	11	12
Income MORE than:	> \$44,250	> \$50,600	> \$56,900	> \$63,200	> \$68,300	> \$73,350	> \$78,400	> \$83,450	> \$88,480	> \$93,536	> \$98,592	> \$103,648

Race	Hispanic	Non-Hispanic
White		
Black African American		
Black African American and White		
Asian		
Asian and White		
Native Hawaiian/Other Pacific Islander		
American Indian/Alaskan Native		
American Indian/Alaskan Native and Black African American		
American Indian/Alaskan Native and White		
Other Multi-Racial		

TO BE COMPLETED BY ADMINISTRATIVE STAFF

Questionnaire Number:

188

Substituted In For:

Substituted Out For:

NOTE: Failure to correctly complete this survey (e.g. selection of an incorrect income level for family size identified) may result in its disqualification from the survey or be considered a "Non-Response". See TxCDBG Survey Methodology for specific information.

2024 TxCDBG Survey Questionnaire

Interviewers Name: Josue Gonzalez

80% Only.

Place:

St. Paul

County Name:

San Patricio

Region:

Coastal Bend 20

Respondent's Information:

Street Address:

14482 08 3089

Zip Code:

78387

Phone:

361-979-1308

Contact Attempts:

First Attempt:

Date:

Time: 5.25

A.M.

(P.M.)

(Circle ONE)

Second Attempt:

Date:

Time:

A.M.

P.M.

Response

Non-Response

Vacancy

1. Including yourself, how many people usually live in this unit?

7

2. Including yourself, how many people in your family usually live in this unit?

7

3. Do any other families live in this unit?

(Circle)

Yes

No

If yes, please complete an additional questionnaire for each family that lives in this unit. (Note: Do not include yourself as a member of another family or families.) Compare your family's 2023 annual adjusted gross income, or your family's 2024 monthly weekly income calculated on an annual basis, to the income eligibility figures listed below for your County:

4. Family Size:

7

Males:

4

Females:

3

Extremely Low- to Low-Income: <80% AMFI

Family Size	1	2	3	4	5	6	7	8	9	10	11	12
Income LESS than:	< \$44,250	< \$50,600	< \$56,900	< \$63,200	< \$68,300	< \$73,350	< \$78,400	< \$83,450	< \$88,480	< \$93,536	< \$98,592	< \$103,648

Non-Low- and-Moderate Income: Greater than 80% AMFI

Family Size	1	2	3	4	5	6	7	8	9	10	11	12
Income MORE than:	> \$44,250	> \$50,600	> \$56,900	> \$63,200	> \$68,300	> \$73,350	> \$78,400	> \$83,450	> \$88,480	> \$93,536	> \$98,592	> \$103,648

Race

Hispanic

Non-Hispanic

White

7

Black African American

Black African American and White

Asian

Asian and White

Native Hawaiian/Other Pacific Islander

American Indian/Alaskan Native

American Indian/Alaskan Native and Black African American

American Indian/Alaskan Native and White

Other Multi-Racial

TO BE COMPLETED BY ADMINISTRATIVE STAFF

Questionnaire Number:

189

Substituted In For:

Substituted Out For:

NOTE: Failure to correctly complete this survey (e.g. selection of an incorrect income level for family size identified) may result in its disqualification from the survey or be considered a "Non-Response". See TxCDBG Survey Methodology for specific information.

2024 TxCDBG Survey Questionnaire

80% Only

Interviewers Name: Josel Gonzalez

Place:

St. Paul

County Name:

San Patricio

Region:

Coastal Bend 20

Respondent's Information:

Street Address:

14509 FTM 3089

Zip Code:

75387

Phone:

361 437 9257

Contact Attempts:

First Attempt:

Date: 8-5-24

Time: 5:06

A.M.

(Circle)

P.M.

Second Attempt:

Date: _____

Time: _____

A.M.

P.M.

Response

(Circle ONE)

Non-Response

Vacancy

1. Including yourself, how many people usually live in this unit?

2

2. Including yourself, how many people in your family usually live in this unit?

2

3. Do any other families live in this unit?

(Circle)

Yes

No

If yes, please complete an additional questionnaire for each family that lives in this unit. (Note: Do not include yourself as a member of another family or families.)

Compare your family's 2023 annual adjusted gross income, or your family's 2024 monthly / weekly income calculated on an annual basis, to the income eligibility figures listed below for your County.

4. Family Size:

2

Males:

1

Females:

1

Extremely Low- to Low-Income: <80% AMFI

Family Size	1	2	3	4	5	6	7	8	9	10	11	12
Income LESS than:	< \$44,250	< \$50,600	< \$56,900	< \$63,200	< \$68,300	< \$73,350	< \$78,400	< \$83,450	< \$88,480	< \$93,536	< \$98,592	< \$103,648

Non-Low- and-Moderate Income: Greater than 80% AMFI

Family Size	1	2	3	4	5	6	7	8	9	10	11	12
Income MORE than:	> \$44,250	> \$50,600	> \$56,900	> \$63,200	> \$68,300	> \$73,350	> \$78,400	> \$83,450	> \$88,480	> \$93,536	> \$98,592	> \$103,648

Race

White

Hispanic

Non-Hispanic

Black African American

Black African American and White

Asian

Asian and White

Native Hawaiian/Other Pacific Islander

American Indian/Alaskan Native

American Indian/Alaskan Native and Black African American

American Indian/Alaskan Native and White

Other Multi-Racial

TO BE COMPLETED BY ADMINISTRATIVE STAFF

Questionnaire Number:

190

Substituted In For:

Substituted Out For

NOTE: Failure to correctly complete this survey (e.g. selection of an incorrect income level for family size identified) may result in its disqualification from the survey or be considered a "Non-Response". See TxCDBG Survey Methodology for specific information.

2024 TxCDBG Survey Questionnaire
80% Only

Interviewers Name:

Josue Gonzalez

Place:

St. Paul

County Name:

San Patricio

Region:

Coastal Bend 20

Respondent's Information:

Street Address:

14514 FM 30891

Zip Code:

78387

Phone:

361-437-4976

Contact Attempts:

First Attempt:

Date: 8/10/24

Time: 11:10

(Circle) A.M.

P.M.

Second Attempt:

Date: _____

Time: _____

A.M.

P.M.

(Circle ONE)

Response

Non-Response

Vacancy

1. Including yourself, how many people usually live in this unit?

2. Including yourself, how many people in your family usually live in this unit?

3. Do any other families live in this unit?

(Circle)

Yes

No

If yes, please complete an additional questionnaire for each family that lives in this unit. (Note: Do not include yourself as a member of another family or families.) Compare your family's 2023 annual adjusted gross income, or your family's 2024 monthly weekly income calculated on an annual basis, to the income eligibility figures listed below for your County.

4. Family Size:

2

Males: 1

Females: 1

Extremely Low- to Low-Income: <80% AIFI

Family Size	<u>1</u>	<u>2</u>	<u>3</u>	<u>4</u>	<u>5</u>	<u>6</u>	<u>7</u>	<u>8</u>	<u>9</u>	<u>10</u>	<u>11</u>	<u>12</u>
Income LESS than:	<	<	<	<	<	<	<	<	<	<	<	<
	\$44,250	\$50,600	\$56,900	\$63,200	\$68,300	\$73,350	\$78,400	\$83,450	\$88,480	\$93,536	\$98,592	\$103,648

Non-Low- and-Moderate Income: Greater than 80% AIFI

Family Size	<u>1</u>	<u>2</u>	<u>3</u>	<u>4</u>	<u>5</u>	<u>6</u>	<u>7</u>	<u>8</u>	<u>9</u>	<u>10</u>	<u>11</u>	<u>12</u>
Income MORE than:	>	>	>	>	>	>	>	>	>	>	>	>
	\$44,250	\$50,600	\$56,900	\$63,200	\$68,300	\$73,350	\$78,400	\$83,450	\$88,480	\$93,536	\$98,592	\$103,648

Race

White

Black African American

Black African American and White

Asian

Asian and White

Native Hawaiian/Other Pacific Islander

American Indian/Alaskan Native

American Indian/Alaskan Native and Black African American

American Indian/Alaskan Native and White

Other Multi-Racial

Hispanic

Non-Hispanic

2

TO BE COMPLETED BY ADMINISTRATIVE STAFF

Questionnaire Number:

191

Substituted In For:

Substituted Out For:

NOTE: Failure to correctly complete this survey (e.g. selection of an incorrect income level for family size identified) may result in its disqualification from the survey or be considered a "Non-Response". See TxCDBG Survey Methodology for specific information.

2024 TxCDBG Survey Questionnaire
80% Only

Interviewers Name:

Sandy Stewart

Place:

St. Paul

County Name:

San Patricio

Region:

Coastal Bend 20

Respondent's Information:

Street Address:

14546 FM3089

Zip Code:

78387

Phone:

Contact Attempts:

First Attempt:

Date: 8/22/24

Time: 6:51

A.M.

PM

Second Attempt:

Date: 8/22/24

Time: 7:25

A.M.

PM

Response

(Circle ONE)
Non-Response

Vacancy

1. Including yourself, how many people usually live in this unit?

2. Including yourself, how many people in your family usually live in this unit?

3. Do any other families live in this unit?

(Circle)

Yes

No

If yes, please complete an additional questionnaire for each family that lives in this unit. (Note: Do not include yourself as a member of another family or families.) Compare your family's 2023 annual adjusted gross income, or your family's 2024 monthly / weekly income calculated on an annual basis, to the income eligibility figures listed below for your County.

4. Family Size:

Males:

Females:

Extremely Low- to Low-Income: <80% AMFI

Family Size	1	2	3	4	5	6	7	8	9	10	11	12
Income LESS than:	< \$44,250	< \$50,600	< \$56,900	< \$63,200	< \$68,300	< \$73,350	< \$78,400	< \$83,450	< \$88,430	< \$93,536	< \$98,592	< \$103,648

Non-Low- and-Moderate Income: Greater than 80% AMFI

Family Size	1	2	3	4	5	6	7	8	9	10	11	12
Income MORE than:	> \$44,250	> \$50,600	> \$56,900	> \$63,200	> \$68,300	> \$73,350	> \$78,400	> \$83,450	> \$88,430	> \$93,536	> \$98,592	> \$103,648

Race	Hispanic	Non-Hispanic
White		
Black African American		
Black African American and White		
Asian		
Asian and White		
Native Hawaiian/Other Pacific Islander		
American Indian/Alaskan Native		
American Indian/Alaskan Native and Black African American		
American Indian/Alaskan Native and White		
Other Multi-Racial		

TO BE COMPLETED BY ADMINISTRATIVE STAFF

Questionnaire Number:

192

Substituted In For:

Substituted Out For:

NOTE: Failure to correctly complete this survey (e.g. selection of an incorrect income level for family size identified) may result in its disqualification from the survey or be considered a "Non-Response". See TxCDBG Survey Methodology for specific information.

2024 TxCDBG Survey Questionnaire

Interviewers Name: Josue Gonzalez

80% Only

Place:

St. Paul

County Name:

San Patricio

Region:

Coastal Bend 20

Respondent's Information:

Street Address:

14558 FM 3089

Zip Code:

78387

Phone:

361-437-9925

Contact Attempts:

First Attempt:

Date: 5/14/24

Time: 8:00

A.M.

P.M.

(Circle ONE)

Second Attempt:

Date:

Time:

A.M.

P.M.

Response

Non-Response

Vacancy

1. Including yourself, how many people usually live in this unit?

3

2. Including yourself, how many people in your family usually live in this unit?

3

3. Do any other families live in this unit?

(Circle)

Yes

No

If yes, please complete an additional questionnaire for each family that lives in this unit. (Note: Do not include yourself as a member of another family or families.) Compare your family's 2023 annual adjusted gross income, or your family's 2024 monthly / weekly income calculated on an annual basis, to the income eligibility figures listed below for your County.

4. Family Size:

3

Males:

1

Females:

2

Extremely Low- to Low-Income: <80% AMFI

Family Size	1	2	3	4	5	6	7	8	9	10	11	12
Income LESS than:	< \$44,250	< \$50,600	< \$56,900	< \$63,200	< \$68,300	< \$73,350	< \$78,400	< \$83,450	< \$88,480	< \$93,536	< \$98,592	< \$103,648

Non-Low- and-Moderate Income: Greater than 80% AMFI

Family Size	1	2	3	4	5	6	7	8	9	10	11	12
Income MORE than:	> \$44,250	> \$50,600	> \$56,900	> \$63,200	> \$68,300	> \$73,350	> \$78,400	> \$83,450	> \$88,480	> \$93,536	> \$98,592	> \$103,648

Race

Hispanic

Non-Hispanic

White

Black African American

Black African American and White

Asian

Asian and White

Native Hawaiian/Other Pacific Islander

American Indian/Alaskan Native

American Indian/Alaskan Native and Black African American

American Indian/Alaskan Native and White

Other Multi-Racial

TO BE COMPLETED BY ADMINISTRATIVE STAFF

Questionnaire Number:

193

Substituted In For:

Substituted Out For

NOTE: Failure to correctly complete this survey (e.g. selection of an incorrect income level for family size identified) may result in its disqualification from the survey or be considered a "Non-Response". See TxCDBG Survey Methodology for specific information.

2024 TxCDBG Survey Questionnaire

Interviewers Name: Josue Gonzalez

80% Only

Place:

St. Paul

County Name:

San Patricio

Region:

Coastal Bend 20

Respondent's Information:

Street Address:

14590 FM 3089

Zip Code:

78387

Phone:

830-364-9165

361-977-0873

Contact Attempts:

First Attempt:

Date: 8/14/24

Time: 8:04

A.M.

(P.M.)

Second Attempt:

Date: _____

Time: _____

A.M.

P.M.

(Circle ONE)

Response

Non-Response

Vacancy

1. Including yourself, how many people usually live in this unit?

2. Including yourself, how many people in your family usually live in this unit?

3. Do any other families live in this unit?

(Circle) Yes

(No)

If yes, please complete an additional questionnaire for each family that lives in this unit. (Note: Do not include yourself as a member of another family or families.)

Compare your family's 2023 annual adjusted gross income, or your family's 2024 monthly / weekly income calculated on an annual basis, to the income eligibility figures listed below for your County.

4. Family Size:

4

Males:

2

Females:

2

Extremely Low- to Low-Income: <80% AMFI

Family Size	1	2	3	4	5	6	7	8	9	10	11	12
Income LESS than:	< \$44,250	< \$50,600	< \$56,900	< \$63,200	< \$68,300	< \$73,350	< \$78,400	< \$83,450	< \$88,480	< \$93,536	< \$98,592	< \$103,648

Non-Low- and-Moderate Income: Greater than 80% AMFI

Family Size	1	2	3	4	5	6	7	8	9	10	11	12
Income MORE than:	> \$44,250	> \$50,600	> \$56,900	> \$63,200	> \$68,300	> \$73,350	> \$78,400	> \$83,450	> \$88,480	> \$93,536	> \$98,592	> \$103,648

Race

White

Black African American

Black African American and White

Asian

Asian and White

Native Hawaiian/Other Pacific Islander

American Indian/Alaskan Native

American Indian/Alaskan Native and Black African American

American Indian/Alaskan Native and White

Other Multi-Racial

Hispanic

Non-Hispanic

4

TO BE COMPLETED BY ADMINISTRATIVE STAFF

Questionnaire Number:

194

Substituted In For:

Substituted Out For:

NOTE: Failure to correctly complete this survey (e.g. selection of an incorrect income level for family size identified) may result in its disqualification from the survey or be considered a "Non-Response". See TxCDBG Survey Methodology for specific information.

2024 TxCDBG Survey Questionnaire

Interviewers Name: Josue Gonzalez

80% Only

Place:

St. Paul

County Name:

San Patricio

Region:

Coastal Bend 20

Respondent's Information:

Street Address:

14402 Fm 3089

Zip Code:

78587

Phone:

361-424-9005

Contact Attempts:

First Attempt:

Date:

8/14/24

Time:

8:11

A.M.

(P.M.)

Second Attempt:

Date:

Time:

A.M.

P.M.

Response

(Circle ONE)

Non-Response

Vacancy

1. Including yourself, how many people usually live in this unit?

3

2. Including yourself, how many people in your family usually live in this unit?

3

3. Do any other families live in this unit?

(Circle)

Yes

(No)

If yes, please complete an additional questionnaire for each family that lives in this unit. (Note: Do not include yourself as a member of another family or families.) Compare your family's 2023 annual adjusted gross income, or your family's 2024 monthly / weekly income calculated on an annual basis, to the income eligibility figures listed below for your County.

4. Family Size:

3

Males:

1

Females:

2

Extremely Low- to Low-Income: <80% AMFI

Family Size	1	2	3	4	5	6	7	8	9	10	11	12
Income LESS than:	<	<	<	<	<	<	<	<	<	<	<	<
	\$44,250	\$50,600	\$56,900	\$63,200	\$68,300	\$73,350	\$78,400	\$83,450	\$88,480	\$93,536	\$98,592	\$103,648

Non-Low- and-Moderate Income: Greater than 80% AMFI

Family Size	1	2	3	4	5	6	7	8	9	10	11	12
Income MORE than:	>	>	>	>	>	>	>	>	>	>	>	>
	\$44,250	\$50,600	\$56,900	\$63,200	\$68,300	\$73,350	\$78,400	\$83,450	\$88,480	\$93,536	\$98,592	\$103,648

Race	Hispanic	Non-Hispanic
White	<u>3</u>	
Black African American		
Black African American and White		
Asian		
Asian and White		
Native Hawaiian/Other Pacific Islander		
American Indian/Alaskan Native		
American Indian/Alaskan Native and Black African American		
American Indian/Alaskan Native and White		
Other Multi-Racial		

TO BE COMPLETED BY ADMINISTRATIVE STAFF

Questionnaire Number:

195

Substituted In For:

Substituted Out For:

NOTE: Failure to correctly complete this survey (e.g. selection of an incorrect income level for family size identified) may result in its disqualification from the survey or be considered a "Non-Response". See TxCDBG Survey Methodology for specific information.

2024 TxCDBG Survey Questionnaire

Interviewers Name: JOSUE GUNZALIZ

80% Only

Place:

St. Paul

County Name:

San Patricio

Region:

Coastal Bend 20

Respondent's Information:

Street Address:

14630 Fm 3089

Zip Code:

78387

Phone:

361 424 2810

Contact Attempts:

First Attempt:

Date: 8/13/24

Time: 7:02

A.M.

P.M.

Second Attempt:

Date: _____

Time: _____

A.M.

P.M.

(Circle)

(Circle ONE)

Response

Non-Response

Vacancy

2

2

1. Including yourself, how many people usually live in this unit?

2. Including yourself, how many people in your family usually live in this unit?

3. Do any other families live in this unit?

(Circle)

Yes

No

If yes, please complete an additional questionnaire for each family that lives in this unit. (Note: Do not include yourself as a member of another family or families.) Compare your family's 2023 annual adjusted gross income, or your family's 2024 monthly weekly income calculated on an annual basis, to the income eligibility figures listed below for your County.

4. Family Size:

2

Males: 1

Females: 1

Extremely Low- to Low-Income: 80% AMFI

Family Size	1	2	3	4	5	6	7	8	9	10	11	12
Income LESS than:	< \$44,250	< <u>\$50,600</u>	< \$56,900	< \$63,200	< \$68,300	< \$73,350	< \$78,400	< \$83,450	< \$88,480	< \$93,536	< \$98,592	< \$103,648

Non-Low- and-Moderate Income: Greater than 80% AMFI

Family Size	1	2	3	4	5	6	7	8	9	10	11	12
Income MORE than:	> \$44,250	> \$50,600	> \$56,900	> \$63,200	> \$68,300	> \$73,350	> \$78,400	> \$83,450	> \$88,480	> \$93,536	> \$98,592	> \$103,648

Race

White

Black African American

Black African American and White

Asian

Asian and White

Native Hawaiian/Other Pacific Islander

American Indian/Alaskan Native

American Indian/Alaskan Native and Black African American

American Indian/Alaskan Native and White

Other Multi-Racial

Hispanic

Non-Hispanic

2

TO BE COMPLETED BY ADMINISTRATIVE STAFF

Questionnaire Number:

196

Substituted In For:

Substituted Out For

NOTE: Failure to correctly complete this survey (e.g. selection of an incorrect income level for family size identified) may result in its disqualification from the survey or be considered a "Non-Response". See TxCDBG Survey Methodology for specific information.

2024 TxCDBG Survey Questionnaire

Interviewers Name: JOSE GONZALEZ

80% Only

Place:

St. Paul

County Name:

San Patricio

Region:

Coastal Bend 20

Respondent's Information:

Street Address:

14708 FM 3089

Zip Code:

78387

Phone:

361-437-7256

Contact Attempts:

First Attempt:

Date:

5/4/24

Time:

8:02

A.M.

P.M.

Second Attempt:

Date:

Time:

A.M.

P.M.

(Circle ONE)
Response

Non-Response

Vacancy

1. Including yourself, how many people usually live in this unit?

2

2. Including yourself, how many people in your family usually live in this unit?

2

3. Do any other families live in this unit?

(Circle)

Yes

No

If yes, please complete an additional questionnaire for each family that lives in this unit. (Note: Do not include yourself as a member of another family or families.) Compare your family's 2023 annual adjusted gross income, or your family's 2024 monthly / weekly income calculated on an annual basis, to the income eligibility figures listed below for your County.

4. Family Size:

2

Males:

1

Females:

1

Extremely Low- to Low-Income: <80% AMFI

Family Size	1	2	3	4	5	6	7	8	9	10	11	12
Income LESS than:	< \$44,250	< \$50,600	< \$56,900	< \$63,200	< \$68,300	< \$73,350	< \$78,400	< \$83,450	< \$88,480	< \$93,536	< \$98,592	< \$103,648

Non-Low- and-Moderate Income: Greater than 80% AMFI

Family Size	1	2	3	4	5	6	7	8	9	10	11	12
Income MORE than:	> \$44,250	> \$50,600	> \$56,900	> \$63,200	> \$68,300	> \$73,350	> \$78,400	> \$83,450	> \$88,480	> \$93,536	> \$98,592	> \$103,648

Race

White

Hispanic

Non-Hispanic

Black African American

Black African American and White

Asian

Asian and White

Native Hawaiian/Other Pacific Islander

American Indian/Alaskan Native

American Indian/Alaskan Native and Black African American

American Indian/Alaskan Native and White

Other Multi-Racial

TO BE COMPLETED BY ADMINISTRATIVE STAFF

Questionnaire Number:

197

Substituted In For:

Substituted Out For:

NOTE: Failure to correctly complete this survey (e.g. selection of an incorrect income level for family size identified) may result in its disqualification from the survey or be considered a "Non-Response". See TxCDBG Survey Methodology for specific information.

2024 TxCDBG Survey Questionnaire

80% Only

Interviewers Name:

Jose Guisado

Place:

St. Paul

County Name:

San Patricio

Region:

Coastal Bend 20

Respondent's Information:

Street Address:

14876 Fm 3089

Zip Code:

78387

Phone:

361 944-4100

Contact Attempts:

First Attempt:

Date: 8/11/24

Time: 6:46

(Circle)

A.M.

P.M.

Second Attempt:

Date: _____

Time: _____

A.M.

P.M.

(Circle ONE)

Response

Non-Response

Vacancy

5

5

(Circle)

Yes

No

1. Including yourself, how many people usually live in this unit?

2. Including yourself, how many people in your family usually live in this unit?

3. Do any other families live in this unit?

If yes, please complete an additional questionnaire for each family that lives in this unit. (Note: Do not include yourself as a member of another family or families.) Compare your family's 2023 annual adjusted gross income, or your family's 2024 monthly weekly income calculated on an annual basis, to the income eligibility figures listed below for your County:

4. Family Size:

5

Males: 3

Females: 2

Extremely Low- to Low-Income: < 80% AMFI

Family Size	1	2	3	4	5	6	7	8	9	10	11	12
Income LESS than:	< \$44,250	< \$50,600	< \$56,900	< \$63,200	< <u>\$68,300</u>	< \$73,350	< \$78,400	< \$83,450	< \$88,480	< \$93,536	< \$98,592	< \$103,648

Non-Low- and-Moderate Income: Greater than 80% AMFI

Family Size	1	2	3	4	5	6	7	8	9	10	11	12
Income MORE than:	> \$44,250	> \$50,600	> \$56,900	> \$63,200	> \$68,300	> \$73,350	> \$78,400	> \$83,450	> \$88,480	> \$93,536	> \$98,592	> \$103,648

Race

White

Black African American

Black African American and White

Asian

Asian and White

Native Hawaiian/Other Pacific Islander

American Indian/Alaskan Native

American Indian/Alaskan Native and Black African American

American Indian/Alaskan Native and White

Other Multi-Racial

Hispanic

Non-Hispanic

5

TO BE COMPLETED BY ADMINISTRATIVE STAFF

Questionnaire Number:

198

Substituted In For:

Substituted Out For:

NOTE: Failure to correctly complete this survey (e.g. selection of an incorrect income level for family size identified) may result in its disqualification from the survey or be considered a "Non-Response". See TxCDBG Survey Methodology for specific information.

2024 TxCDBG Survey Questionnaire

80% Only

Interviewers Name:

Josue Gonzalez

Place:

St. Paul

County Name:

San Patricio

Region:

Coastal Bend 20

Respondent's Information:

Street Address:

15471 Hwy 181

Zip Code:

78387

Phone:

361 413-8882

Contact Attempts:

First Attempt:

Date: 8-11-24

Time: 6:24 PM

(Circle)

P.M.

Second Attempt:

Date:

Time:

A.M.

P.M.

(Circle ONE)

Response

Non-Response

Vacancy

1. Including yourself, how many people usually live in this unit?

2

2. Including yourself, how many people in your family usually live in this unit?

2

3. Do any other families live in this unit?

(Circle)

Yes

No

If yes, please complete an additional questionnaire for each family that lives in this unit. (Note: Do not include yourself as a member of another family or families.) Compare your family's 2023 annual adjusted gross income, or your family's 2024 monthly weekly income calculated on an annual basis, to the income eligibility figures listed below for your County.

4. Family Size:

2

Males:

Females:

Extremely Low- to Low-Income: <80% AMFI

Family Size	1	2	3	4	5	6	7	8	9	10	11	12
Income LESS than:	< \$44,250	< \$50,600	< \$56,900	< \$63,200	< \$68,300	< \$73,350	< \$78,400	< \$83,450	< \$88,480	< \$93,536	< \$98,592	< \$103,648

Non-Low- and-Moderate Income: Greater than 80% AMFI

Family Size	1	2	3	4	5	6	7	8	9	10	11	12
Income MORE than:	> \$44,250	> \$50,600	> \$56,900	> \$63,200	> \$68,300	> \$73,350	> \$78,400	> \$83,450	> \$88,480	> \$93,536	> \$98,592	> \$103,648

Race

White

Hispanic

Non-Hispanic

Black African American

Black African American and White

Asian

Asian and White

Native Hawaiian/Other Pacific Islander

American Indian/Alaskan Native

American Indian/Alaskan Native and Black African American

American Indian/Alaskan Native and White

Other Multi-Racial

TO BE COMPLETED BY ADMINISTRATIVE STAFF

Questionnaire Number:

200

Substituted In For:

Substituted Out For

NOTE: Failure to correctly complete this survey (e.g. selection of an incorrect income level for family size identified) may result in its disqualification from the survey or be considered a "Non-Response". See TxCDBG Survey Methodology for specific information.

2024 TxCDBG Survey Questionnaire
80% Only

Interviewers Name:

Josue Gonzalez

Place:

St. Paul

County Name:

San Patricio

Region:

Coastal Bend 20

Respondent's Information:

Street Address:

15489 Hwy 181

Zip Code:

78381

Phone:

361-774 1490

Contact Attempts:

First Attempt:

Date: 8-11-24

Time: 6:26 PM

A.M.

P.M.

Second Attempt:

Date: _____

Time: _____

A.M.

P.M.

(Circle ONE)

Response

Non-Response

Vacancy

1. Including yourself, how many people usually live in this unit?

2. Including yourself, how many people in your family usually live in this unit?

3. Do any other families live in this unit?

(Circle)

Yes

No

If yes, please complete an additional questionnaire for each family that lives in this unit. (Note: Do not include yourself as a member of another family or families.) Compare your family's 2023 annual adjusted gross income, or your family's 2024 monthly weekly income calculated on an annual basis, to the income eligibility figures listed below for your County:

4. Family Size:

1

Males: 1

Females: _____

Extremely Low- to Low-Income: <80% AMFI

Family Size	1	2	3	4	5	6	7	8	9	10	11	12
Income LESS than:	< \$44,250	< \$50,600	< \$56,900	< \$63,200	< \$68,300	< \$73,350	< \$78,400	< \$83,450	< \$88,480	< \$93,536	< \$98,592	< \$103,648

Non-Low- and-Moderate Income: Greater than 80% AMFI

Family Size	1	2	3	4	5	6	7	8	9	10	11	12
Income MORE than:	> \$44,250	> \$50,600	> \$56,900	> \$63,200	> \$68,300	> \$73,350	> \$78,400	> \$83,450	> \$88,480	> \$93,536	> \$98,592	> \$103,648

Race

White

Black African American

Black African American and White

Asian

Asian and White

Native Hawaiian/Other Pacific Islander

American Indian/Alaskan Native

American Indian/Alaskan Native and Black African American

American Indian/Alaskan Native and White

Other Multi-Racial

Hispanic

Non-Hispanic

TO BE COMPLETED BY ADMINISTRATIVE STAFF

Questionnaire Number:

201

Substituted In For:

Substituted Out For:

NOTE: Failure to correctly complete this survey (e.g. selection of an incorrect income level for family size identified) may result in its disqualification from the survey or be considered a "Non-Response". See TxCDBG Survey Methodology for specific information.

2024 TxCDBG Survey Questionnaire
80% Only

Interviewers Name: Josue Gonzalez

Place:

St. Paul

County Name:

San Patricio

Region:

Coastal Bend 20

Respondent's Information:

Street Address: 15647 Hwy 101 Zip Code: 78387 Phone: 361-587-1395

Contact Attempts:

First Attempt:

Date: 8/4/24

Time: 4:19

A.M.

P.M.

(Circle)

Second Attempt:

Date: _____

Time: _____

A.M.

P.M.

Response

(Circle ONE)

Non-Response

Vacancy

1. Including yourself, how many people usually live in this unit?

1

2. Including yourself, how many people in your family usually live in this unit?

1

3. Do any other families live in this unit?

(Circle)

Yes

No

If yes, please complete an additional questionnaire for each family that lives in this unit. (Note: Do not include yourself as a member of another family or families.) Compare your family's 2023 annual adjusted gross income, or your family's 2024 monthly / weekly income calculated on an annual basis, to the income eligibility figures listed below for your County.

4. Family Size:

1

Males: 1

Females: _____

Extremely Low- to Low-Income: <80% AMFI

Family Size	1	2	3	4	5	6	7	8	9	10	11	12
Income LESS than:	<u>\$44,250</u>	< \$50,600	< \$56,900	< \$63,200	< \$68,300	< \$73,350	< \$78,400	< \$83,450	< \$88,480	< \$93,536	< \$98,592	< \$103,648

Non-Low- and-Moderate Income: Greater than 80% AMFI

Family Size	1	2	3	4	5	6	7	8	9	10	11	12
Income MORE than:	> \$44,250	> \$50,600	> \$56,900	> \$63,200	> \$68,300	> \$73,350	> \$78,400	> \$83,450	> \$88,480	> \$93,536	> \$98,592	> \$103,648

Race

White

1 **Hispanic**

Non-Hispanic

Black African American

Black African American and White

Asian

Asian and White

Native Hawaiian/Other Pacific Islander

American Indian/Alaskan Native

American Indian/Alaskan Native and Black African American

American Indian/Alaskan Native and White

Other Multi-Racial

TO BE COMPLETED BY ADMINISTRATIVE STAFF

Questionnaire Number:

20200

Substituted In For:

Substituted Out For:

NOTE: Failure to correctly complete this survey (e.g. selection of an incorrect income level for family size identified) may result in its disqualification from the survey or be considered a "Non-Response". See TxCDBG Survey Methodology for specific information.

2024 TxCDBG Survey Questionnaire
80% Only

Interviewers Name:

Sandy Stewart

Place:

St. Paul

County Name:

San Patricio

Region:

Coastal Bend 20

Respondent's Information:

Street Address:

15657 Hwy 181

Zip Code:

78387

Phone:

361-229-0735

Contact Attempts:

(Circle)

First Attempt:

Date: 8/11/24

Time: 3:36

A.M.

P.M.

(Circle ONE)

Second Attempt:

Date: _____

Time: _____

A.M.

P.M.

Response

Non-Response

Vacancy

1. Including yourself, how many people usually live in this unit?

3

2. Including yourself, how many people in your family usually live in this unit?

3

3. Do any other families live in this unit?

(Circle)

Yes

No

If yes, please complete an additional questionnaire for each family that lives in this unit. (Note: Do not include yourself as a member of another family or families.) Compare your family's 2023 annual adjusted gross income, or your family's 2024 monthly weekly income calculated on an annual basis, to the income eligibility figures listed below for your County:

4. Family Size:

3

Males:

2

Females:

1

Extremely Low- to Low-Income: 80% AMFI

Family Size	1	2	3	4	5	6	7	8	9	10	11	12
Income LESS than:	< \$44,250	< \$50,600	< \$56,900	< \$63,200	< \$68,300	< \$73,350	< \$78,400	< \$83,450	< \$88,480	< \$93,536	< \$98,592	< \$103,648

Non-Low- and-Moderate Income: Greater than 80% AMFI

Family Size	1	2	3	4	5	6	7	8	9	10	11	12
Income MORE than:	> \$44,250	> \$50,600	> \$56,900	> \$63,200	> \$68,300	> \$73,350	> \$78,400	> \$83,450	> \$88,480	> \$93,536	> \$98,592	> \$103,648

Race	Hispanic	Non-Hispanic
White	<u>694996</u>	<u>✓</u>
Black African American		
Black African American and White		
Asian		
Asian and White		
Native Hawaiian/Other Pacific Islander		
American Indian/Alaskan Native		
American Indian/Alaskan Native and Black African American		
American Indian/Alaskan Native and White		
Other Multi-Racial		

TO BE COMPLETED BY ADMINISTRATIVE STAFF

Questionnaire Number:

203

Substituted In For:

Substituted Out For:

NOTE: Failure to correctly complete this survey (e.g. selection of an incorrect income level for family size identified) may result in its disqualification from the survey or be considered a "Non-Response". See TxCDBG Survey Methodology for specific information.

2024 TxCDBG Survey Questionnaire
80% Only

Interviewers Name: Dandy Stewart

Place:

St. Paul

County Name:

San Patricio

Region:

Coastal Bend 20

Respondent's Information:

NO KNOWN ADDRESS IN ST Paul

Street Address:

15677 Hwy 181

Zip Code:

78387

Phone: _____

Contact Attempts:

(Circle)

First Attempt:

Date: _____

Time: _____

A.M.

P.M.

Second Attempt:

Date: _____

Time: _____

A.M.

P.M.

(Circle ONE)

Response

Non-Response

Vacancy

1. Including yourself, how many people usually live in this unit?

2. Including yourself, how many people in your family usually live in this unit?

3. Do any other families live in this unit?

(Circle)

Yes

No

If yes, please complete an additional questionnaire for each family that lives in this unit. (Note: Do not include yourself as a member of another family or families.) Compare your family's 2023 annual adjusted gross income, or your family's 2024 monthly/weekly income calculated on an annual basis, to the income eligibility figures listed below for your County.

4. Family Size: _____

Males: _____

Females: _____

Extremely Low- to Low-Income: < 80% AAFI

Family Size	1	2	3	4	5	6	7	8	9	10	11	12
Income LESS than:	< \$44,250	< \$50,600	< \$56,900	< \$63,200	< \$68,300	< \$73,350	< \$78,400	< \$83,450	< \$88,480	< \$93,536	< \$98,592	< \$103,648

Non-Low- and-Moderate Income: Greater than 80% AAFI

Family Size	1	2	3	4	5	6	7	8	9	10	11	12
Income MORE than:	> \$44,250	> \$50,600	> \$56,900	> \$63,200	> \$68,300	> \$73,350	> \$78,400	> \$83,450	> \$88,480	> \$93,536	> \$98,592	> \$103,648

Race

White

Black African American

Black African American and White

Asian

Asian and White

Native Hawaiian/Other Pacific Islander

American Indian/Alaskan Native

American Indian/Alaskan Native and Black African American

American Indian/Alaskan Native and White

Other Multi-Racial

Hispanic

Non-Hispanic

TO BE COMPLETED BY ADMINISTRATIVE STAFF

Questionnaire Number:

204

Substituted In For: _____

Substituted Out For: _____

NOTE: Failure to correctly complete this survey (e.g. selection of an incorrect income level for family size identified) may result in its disqualification from the survey or be considered a "Non-Response". See TxCDBG Survey Methodology for specific information.

2024 TxCDBG Survey Questionnaire

Interviewers Name: Sandy Stewart

80% Only

Place:

St. Paul

County Name:

San Patricio

Region:

Coastal Bend 20

Respondent's Information:

Street Address:

15689 Hwy 181

Zip Code:

78387

Phone:

361-441-3491

Contact Attempts:

First Attempt:

Date: 8/22/24

Time: 3:42

A.M.

P.M.

Second Attempt:

Date:

Time:

A.M.

P.M.

(Circle)

Response

Non-Response

Vacancy

1. Including yourself, how many people usually live in this unit?

3

2. Including yourself, how many people in your family usually live in this unit?

3

3. Do any other families live in this unit?

(Circle)

Yes

No

If yes, please complete an additional questionnaire for each family that lives in this unit. (Note: Do not include yourself as a member of another family or families.) Compare your family's 2023 annual adjusted gross income, or your family's 2024 monthly / weekly income calculated on an annual basis, to the income eligibility figures listed below for your County.

4. Family Size:

3

Ma es:

2

Females:

1

Extremely Low- to Low-Income: <80% AMFI

Family Size	1	2	3	4	5	6	7	8	9	10	11	12
Income LESS than:	< \$44,250	< \$50,600	< \$56,900	< \$63,200	< \$68,300	< \$73,350	< \$78,400	< \$83,450	< \$88,480	< \$93,536	< \$98,592	< \$103,648

Non-Low- and-Moderate Income: Greater than 80% AMFI

Family Size	1	2	3	4	5	6	7	8	9	10	11	12
Income MORE than:	> \$44,250	> \$50,600	> \$56,900	> \$63,200	> \$68,300	> \$73,350	> \$78,400	> \$83,450	> \$88,480	> \$93,536	> \$98,592	> \$103,648

Race:

	Hispanic	Non-Hispanic
White	5	
Black African American		
Black African American and White		
Asian		
Asian and White		
Native Hawaiian/Other Pacific Islander		
American Indian/Alaskan Native		
American Indian/Alaskan Native and Black African American		
American Indian/Alaskan Native and White		
Other Multi-Racial		

TO BE COMPLETED BY ADMINISTRATIVE STAFF

Questionnaire Number:

205

Substituted In For:

Substituted Out For:

NOTE: Failure to correctly complete this survey (e.g. selection of an incorrect income level for family size identified) may result in its disqualification from the survey or be considered a "Non-Response". See TxCDBG Survey Methodology for specific information.

2024 TxCDBG Survey Questionnaire

Interviewers Name: Josue Gonzalez

80% Only

Place:

St. Paul

County Name:

San Patricio

Region:

Coastal Bend 20

Respondent's Information:

Street Address: 15699 Hwy 181 Zip Code: 78387 Phone: 361-446-0959

Contact Attempts:

First Attempt: Date: 8/11/24 Time: 6:37 A.M. P.M. (Circle)

Second Attempt: Date: _____ Time: _____ A.M. P.M.

(Circle ONE) Response Non-Response Vacancy

1. Including yourself, how many people usually live in this unit?

4

2. Including yourself, how many people in your family usually live in this unit?

4

3. Do any other families live in this unit?

(Circle) Yes No

If yes, please complete an additional questionnaire for each family that lives in this unit. (Note: Do not include yourself as a member of another family or families.) Compare your family's 2023 annual adjusted gross income, or your family's 2024 monthly weekly income calculated on an annual basis, to the income eligibility figures listed below for your County:

4. Family Size:

4

Males: 2 Females: 2

Extremely Low- to Low-Income: 80% AIFI

Family Size	1	2	3	4	5	6	7	8	9	10	11	12
Income LESS than:	< \$44,250	< \$50,600	< \$56,900	< \$63,200	< \$68,300	< \$73,350	< \$78,400	< \$83,450	< \$88,480	< \$93,536	< \$98,592	< \$103,648

Non-Low- and-Moderate Income: Greater than 80% AIFI

Family Size	1	2	3	4	5	6	7	8	9	10	11	12
Income MORE than:	> \$44,250	> \$50,600	> \$56,900	> \$63,200	> \$68,300	> \$73,350	> \$78,400	> \$83,450	> \$88,480	> \$93,536	> \$98,592	> \$103,648

Race

	Hispanic	Non-Hispanic
White	<u>4</u>	
Black African American		
Black African American and White		
Asian		
Asian and White		
Native Hawaiian/Other Pacific Islander		
American Indian/Alaskan Native		
American Indian/Alaskan Native and Black African American		
American Indian/Alaskan Native and White		
Other Multi-Racial		

TO BE COMPLETED BY ADMINISTRATIVE STAFF

Questionnaire Number:

206

Substituted In For:

Substituted Out For:

NOTE: Failure to correctly complete this survey (e.g. selection of an incorrect income level for family size identified) may result in its disqualification from the survey or be considered a "Non-Response". See TxCDBG Survey Methodology for specific information.

2024 TxCDBG Survey Questionnaire

80% Only

Interviewer's Name:

Sandy Stewart

Place:

St. Paul

County Name:

San Patricio

Region:

Coastal Bend 20

Respondent's Information:

Vacant House

Street Address:

15713 Hwy 181

Zip Code:

78387

Phone:

Contact Attempts:

(Circle)

First Attempt:

Date:

Time:

A.M.

P.M.

Second Attempt:

Date:

Time:

A.M.

P.M.

(Circle ONE)

Response

Non-Response

Vacancy

1. Including yourself, how many people usually live in this unit?

2. Including yourself, how many people in your family usually live in this unit?

3. Do any other families live in this unit?

(Circle)

Yes

No

If yes, please complete an additional questionnaire for each family that lives in this unit. (Note: Do not include yourself as a member of another family or families.) Compare your family's 2023 annual adjusted gross income, or your family's 2024 monthly weekly income calculated on an annual basis, to the income eligibility figures listed below for your County.

4. Family Size:

Males:

Females:

Extremely Low- to Low-Income: - 80% AMFI

Family Size	1	2	3	4	5	6	7	8	9	10	11	12
Income LESS than:	< \$44,250	< \$50,600	< \$56,900	< \$63,200	< \$68,300	< \$73,350	< \$78,400	< \$83,450	< \$88,480	< \$93,536	< \$98,592	< \$103,648

Non-Low- and-Moderate Income: Greater than 80% AMFI

Family Size	1	2	3	4	5	6	7	8	9	10	11	12
Income MORE than:	> \$44,250	> \$50,600	> \$56,900	> \$63,200	> \$68,300	> \$73,350	> \$78,400	> \$83,450	> \$88,480	> \$93,536	> \$98,592	> \$103,648

Race

White

Black African American

Black African American and White

Asian

Asian and White

Native Hawaiian/Other Pacific Islander

American Indian/Alaskan Native

American Indian/Alaskan Native and Black African American

American Indian/Alaskan Native and White

Other Multi-Racial

Hispanic

Non-Hispanic

TO BE COMPLETED BY ADMINISTRATIVE STAFF

Questionnaire Number:

207

Substituted In For:

Substituted Out For:

NOTE: Failure to correctly complete this survey (e.g. selection of an incorrect income level for family size identified) may result in its disqualification from the survey or be considered a "Non-Response". See TxCDBG Survey Methodology for specific information.

2024 TxCDBG Survey Questionnaire

80% Only

Interviewers Name:

Jose L. Gonzalez

Place:

St. Paul

County Name:

San Patricio

Region:

Coastal Bend 20

Respondent's Information:

Street Address:

15719 Hwy 181

Zip Code:

78387

Phone:

361-389-0779

Contact Attempts:

First Attempt:

Date: 8/1/24

Time: 6:50

A.M.

(P.M.)

Second Attempt:

Date: _____

Time: _____

A.M.

P.M.

(Circle)

(Circle ONE)

Response

Non-Response

Vacancy

1. Including yourself, how many people usually live in this unit?

2

2. Including yourself, how many people in your family usually live in this unit?

2

3. Do any other families live in this unit?

(Circle)

Yes

(No)

If yes, please complete an additional questionnaire for each family that lives in this unit. (Note: Do not include yourself as a member of another family or families.) Compare your family's 2023 annual adjusted gross income, or your family's 2024 monthly weekly income calculated on an annual basis, to the income eligibility figures listed below for your County.

4. Family Size:

2

Males:

1

Females:

1

Extremely Low- to Low-Income: < 80% AMFI

Family Size	1	2	3	4	5	6	7	8	9	10	11	12
Income LESS than:	< \$44,250	< <u>\$50,600</u>	< \$56,900	< \$63,200	< \$68,300	< \$73,350	< \$78,400	< \$83,450	< \$88,480	< \$93,536	< \$98,592	< \$103,648

Non-Low- and-Moderate Income: Greater than 80% AMFI

Family Size	1	2	3	4	5	6	7	8	9	10	11	12
Income MORE than:	> \$44,250	> \$50,600	> \$56,900	> \$63,200	> \$68,300	> \$73,350	> \$78,400	> \$83,450	> \$88,480	> \$93,536	> \$98,592	> \$103,648

Race

White

Black African American

Black African American and White

Asian

Asian and White

Native Hawaiian/Other Pacific Islander

American Indian/Alaskan Native

American Indian/Alaskan Native and Black African American

American Indian/Alaskan Native and White

Other Multi-Racial

Hispanic

Non-Hispanic

2

TO BE COMPLETED BY ADMINISTRATIVE STAFF

Questionnaire Number:

208

Substituted In For:

Substituted Out For:

NOTE: Failure to correctly complete this survey (e.g. selection of an incorrect income level for family size identified) may result in its disqualification from the survey or be considered a "Non-Response". See TxCDBG Survey Methodology for specific information.

2024 TxCDBG Survey Questionnaire

Interviewers Name: Josue Gonzalez

80% Only

Place:

St. Paul

County Name:

San Patricio

Region:

Coastal Bend 20

Respondent's Information:

Street Address:

15781 Hwy 181

Zip Code:

78387

Phone:

361-229-4962

Contact Attempts:

First Attempt:

Date: 8/14/24

Time: 1:44

A.M. P.M.

Second Attempt:

Date: _____

Time: _____

A.M. P.M.

(Circle)

(Circle ONE)

Response

Non-Response

Vacancy

1. Including yourself, how many people usually live in this unit?

3

2. Including yourself, how many people in your family usually live in this unit?

3

3. Do any other families live in this unit?

(Circle)

Yes

No

If yes, please complete an additional questionnaire for each family that lives in this unit. (Note: Do not include yourself as a member of another family or families.) Compare your family's 2023 annual adjusted gross income, or your family's 2024 monthly / weekly income calculated on an annual basis, to the income eligibility figures listed below for your County.

4. Family Size:

3

Males:

1

Females:

2

Extremely Low- to Low-Income: <80% AMFI

Family Size	1	2	3	4	5	6	7	8	9	10	11	12
Income LESS than:	< \$44,250	< \$50,600	<u>< \$56,900</u>	< \$63,200	< \$68,300	< \$73,350	< \$78,400	< \$83,450	< \$88,480	< \$93,536	< \$98,592	< \$103,648

Non-Low- and-Moderate Income: Greater than 80% AMFI

Family Size	1	2	3	4	5	6	7	8	9	10	11	12
Income MORE than:	> \$44,250	> \$50,600	> \$56,900	> \$63,200	> \$68,300	> \$73,350	> \$78,400	> \$83,450	> \$88,480	> \$93,536	> \$98,592	> \$103,648

Race

White

Hispanic

Non-Hispanic

Black African American

Black African American and White

Asian

Asian and White

Native Hawaiian/Other Pacific Islander

American Indian/Alaskan Native

American Indian/Alaskan Native and Black African American

American Indian/Alaskan Native and White

Other Multi-Racial

TO BE COMPLETED BY ADMINISTRATIVE STAFF

Questionnaire Number:

Substituted In For:

Substituted Out For:

209

NOTE: Failure to correctly complete this survey (e.g. selection of an incorrect income level for family size identified) may result in its disqualification from the survey or be considered a "Non-Response". See TxCDBG Survey Methodology for specific information.

2024 TxCDBG Survey Questionnaire

Interviewers Name:

Josue Gonzalez

80% Only

Place:

St. Paul

County Name:

San Patricio

Region:

Coastal Bend 20

Respondent's Information:

Street Address:

15825 Hwy 181

Zip Code:

78387

Phone:

361-222-7892

Contact Attempts:

First Attempt:

Date:

3/4/24

Time:

11:32

(A.M.)

P.M.

Second Attempt:

Date:

Time:

A.M.

P.M.

(Circle ONE)

Response

Non-Response

Vacancy

1. Including yourself, how many people usually live in this unit?

2

2. Including yourself, how many people in your family usually live in this unit?

2

3. Do any other families live in this unit?

(Circle)

Yes

(No)

If yes, please complete an additional questionnaire for each family that lives in this unit. (Note: Do not include yourself as a member of another family or families.)

Compare your family's 2023 annual adjusted gross income, or your family's 2024 monthly / weekly income calculated on an annual basis, to the income eligibility figures listed below for your County.

4. Family Size:

2

Males:

1

Females:

1

Extremely Low- to Low-Income: <80% AMFI

Family Size	1	2	3	4	5	6	7	8	9	10	11	12
Income LESS than:	< \$44,250	< \$50,600	< \$56,900	< \$63,200	< \$68,300	< \$73,350	< \$78,400	< \$83,450	< \$88,480	< \$93,536	< \$98,592	< \$103,648

Non-Low- and-Moderate Income: Greater than 80% AMFI

Family Size	1	2	3	4	5	6	7	8	9	10	11	12
Income MORE than:	> \$44,250	> \$50,600	> \$56,900	> \$63,200	> \$68,300	> \$73,350	> \$78,400	> \$83,450	> \$88,480	> \$93,536	> \$98,592	> \$103,648

Race	Hispanic	Non-Hispanic
White	2	
Black African American		
Black African American and White		
Asian		
Asian and White		
Native Hawaiian/Other Pacific Islander		
American Indian/Alaskan Native		
American Indian/Alaskan Native and Black African American		
American Indian/Alaskan Native and White		
Other Multi-Racial		

TO BE COMPLETED BY ADMINISTRATIVE STAFF

Questionnaire Number:

210 80

Substituted In For:

Substituted Out For:

NOTE: Failure to correctly complete this survey (e.g. selection of an incorrect income level for family size identified) may result in its disqualification from the survey or be considered a "Non-Response". See TxCDBG Survey Methodology for specific information.

2024 TxCDBG Survey Questionnaire

Interviewers Name:

Josue Gonzalez

80% Only

Place:

St. Paul

County Name:

San Patricio

Region:

Coastal Bend 20

Respondent's Information:

15863 Hwy 181 #1

Street Address:

15863 Hwy 181 #1

Zip Code:

78387

Phone:

682-701-0808

Contact Attempts:

First Attempt:

Date: 3/4/24

Time: 11:26

(Circle) A.M.

P.M.

Second Attempt:

Date:

Time:

A.M.

P.M.

Response

(Circle ONE)

Non-Response

Vacancy

1. Including yourself, how many people usually live in this unit?

2

2. Including yourself, how many people in your family usually live in this unit?

2

3. Do any other families live in this unit?

(Circle)

Yes

No

If yes, please complete an additional questionnaire for each family that lives in this unit. (Note: Do not include yourself as a member of another family or families.) Compare your family's 2023 annual adjusted gross income, or your family's 2024 monthly / weekly income calculated on an annual basis, to the income eligibility figures listed below for your County.

4. Family Size:

2

Males:

1

Females:

1

Extremely Low- to Low-Income: <80% AMFI

Family Size	1	2	3	4	5	6	7	8	9	10	11	12
Income LESS than:	< \$44,250	< \$50,600	< \$56,900	< \$63,200	< \$68,300	< \$73,350	< \$78,400	< \$83,450	< \$88,480	< \$93,536	< \$98,592	< \$103,648

Non-Low- and-Moderate Income: Greater than 80% AMFI

Family Size	1	2	3	4	5	6	7	8	9	10	11	12
Income MORE than:	> \$44,250	> \$50,600	> \$56,900	> \$63,200	> \$68,300	> \$73,350	> \$78,400	> \$83,450	> \$88,480	> \$93,536	> \$98,592	> \$103,648

Race

Hispanic

Non-Hispanic

White

2

Black African American

Black African American and White

Asian

Asian and White

Native Hawaiian/Other Pacific Islander

American Indian/Alaskan Native

American Indian/Alaskan Native and Black African American

American Indian/Alaskan Native and White

Other Multi-Racial

TO BE COMPLETED BY ADMINISTRATIVE STAFF

Questionnaire Number:

211

Substituted In For:

Substituted Out For

NOTE: Failure to correctly complete this survey (e.g. selection of an incorrect income level for family size identified) may result in its disqualification from the survey or be considered a "Non-Response". See TxCDBG Survey Methodology for specific information.

2024 TxCDBG Survey Questionnaire

80% Only

Interviewers Name:

JSW 9/12/24

Place:

St. Paul

County Name:

San Patricio

Region:

Coastal Bend 20

Respondent's Information:

Street Address:

15927 Hwy 181

Zip Code:

78387

Phone:

361-381-0634

Contact Attempts:

First Attempt:

Date: 8/13/24

Time: 6:55

A.M.

(P.M.)

Second Attempt:

Date:

Time:

A.M.

P.M.

(Circle ONE)

Response

Non-Response

Vacancy

1. Including yourself, how many people usually live in this unit?

2. Including yourself, how many people in your family usually live in this unit?

3. Do any other families live in this unit?

(Circle)

Yes

No

If yes, please complete an additional questionnaire for each family that lives in this unit. (Note: Do not include yourself as a member of another family or families.) Compare your family's 2023 annual adjusted gross income, or your family's 2024 monthly weekly income calculated on an annual basis, to the income eligibility figures listed below for your County.

4. Family Size:

1

Males:

Females:

Extremely Low- to Low-Income: < 80% AMFI

Family Size	1	2	3	4	5	6	7	8	9	10	11	12
Income LESS than:	< \$44,250	< \$50,600	< \$56,900	< \$63,200	< \$68,300	< \$73,350	< \$78,400	< \$83,450	< \$88,480	< \$93,536	< \$98,592	< \$103,648

Non-Low- and-Moderate Income: Greater than 80% AMFI

Family Size	1	2	3	4	5	6	7	8	9	10	11	12
Income MORE than:	> \$44,250	> \$50,600	> \$56,900	> \$63,200	> \$68,300	> \$73,350	> \$78,400	> \$83,450	> \$88,480	> \$93,536	> \$98,592	> \$103,648

Race

White

Black African American

Black African American and White

Asian

Asian and White

Native Hawaiian/Other Pacific Islander

American Indian/Alaskan Native

American Indian/Alaskan Native and Black African American

American Indian/Alaskan Native and White

Other Multi-Racial

Hispanic

Non-Hispanic

TO BE COMPLETED BY ADMINISTRATIVE STAFF

Questionnaire Number:

214

Substituted In For:

Substituted Out For:

NOTE: Failure to correctly complete this survey (e.g. selection of an incorrect income level for family size identified) may result in its disqualification from the survey or be considered a "Non-Response". See TxCDBG Survey Methodology for specific information.

2024 TxCDBG Survey Questionnaire

Interviewers Name:

Isabel Gonzalez

80% Only

Place:

St. Paul

County Name:

San Patricio

Region:

Coastal Bend 20

Respondent's Information:

Street Address:

15927 Hwy 181

Zip Code:

78387

Phone:

Contact Attempts:

First Attempt:

Date: 8/13/24

Time: 2:30

A.M.

P.M.

Second Attempt:

Date: 8/13/24

Time: 6:57

A.M.

P.M.

(Circle)

(Circle ONE)

Response

Non-Response

Vacancy

1. Including yourself, how many people usually live in this unit?

2. Including yourself, how many people in your family usually live in this unit?

3. Do any other families live in this unit?

(Circle)

Yes

No

If yes, please complete an additional questionnaire for each family that lives in this unit. (Note: Do not include yourself as a member of another family or families.)

Compare your family's 2023 annual adjusted gross income, or your family's 2024 monthly weekly income calculated on an annual basis, to the income eligibility figures listed below for your County.

4. Family Size:

Males:

Females:

Extremely Low- to Low-Income: < 80% AMFI

Family Size	1	2	3	4	5	6	7	8	9	10	11	12
Income LESS than:	<	<	<	<	<	<	<	<	<	<	<	<
	\$44,250	\$50,600	\$56,900	\$63,200	\$68,300	\$73,350	\$78,400	\$83,450	\$88,480	\$93,536	\$98,592	\$103,648

Non-Low- and-Moderate Income: Greater than 80% AMFI

Family Size	1	2	3	4	5	6	7	8	9	10	11	12
Income MORE than:	>	>	>	>	>	>	>	>	>	>	>	>
	\$44,250	\$50,600	\$56,900	\$63,200	\$68,300	\$73,350	\$78,400	\$83,450	\$88,480	\$93,536	\$98,592	\$103,648

Race

Hispanic

Non-Hispanic

White

Black African American

Black African American and White

Asian

Asian and White

Native Hawaiian/Other Pacific Islander

American Indian/Alaskan Native

American Indian/Alaskan Native and Black African American

American Indian/Alaskan Native and White

Other Multi-Racial

TO BE COMPLETED BY ADMINISTRATIVE STAFF

Questionnaire Number:

215

Substituted In For:

Substituted Out For

NOTE: Failure to correctly complete this survey (e.g. selection of an incorrect income level for family size identified) may result in its disqualification from the survey or be considered a "Non-Response". See TxCDBG Survey Methodology for specific information.

2024 TxCDBG Survey Questionnaire

80% Only

Interviewers Name: Josue Gonzalez

Place: St. Paul

County Name: San Patricio

Region: Coastal Bend 20

Respondent's Information:

Street Address: 15927 Hwy 181 RV#5 Zip Code: 78387 Phone: _____

Contact Attempts:

First Attempt: Date: 8/22/24 Time: 4:26 A.M. (Circle)
 Second Attempt: Date: 8-22-24 Time: 6:32 A.M. (Circle ONE)
 Response Non-Response Vacancy

1. Including yourself, how many people usually live in this unit?
2. Including yourself, how many people in your family usually live in this unit?
3. Do any other families live in this unit? (Circle) Yes No

If yes, please complete an additional questionnaire for each family that lives in this unit. (Note: Do not include yourself as a member of another family or families.) Compare your family's 2023 annual adjusted gross income, or your family's 2024 monthly / weekly income calculated on an annual basis, to the income eligibility figures listed below for your County.

4. Family Size: _____ Males: _____ Females: _____

Extremely Low-to Low-Income: <80% AMFI

Family Size	1	2	3	4	5	6	7	8	9	10	11	12
Income LESS than:	<	<	<	<	<	<	<	<	<	<	<	<
	\$44,250	\$50,600	\$56,900	\$63,200	\$68,300	\$73,350	\$78,400	\$83,450	\$88,480	\$93,536	\$98,592	\$103,648

Non-Low- and-Moderate Income: Greater than 80% AMFI

Family Size	1	2	3	4	5	6	7	8	9	10	11	12
Income MORE than:	>	>	>	>	>	>	>	>	>	>	>	>
	\$44,250	\$50,600	\$56,900	\$63,200	\$68,300	\$73,350	\$78,400	\$83,450	\$88,480	\$93,536	\$98,592	\$103,648

Race	Hispanic	Non-Hispanic
White		
Black African American		
Black African American and White		
Asian		
Asian and White		
Native Hawaiian/Other Pacific Islander		
American Indian/Alaskan Native		
American Indian/Alaskan Native and Black African American		
American Indian/Alaskan Native and White		
Other Multi-Racial		

TO BE COMPLETED BY ADMINISTRATIVE STAFF

Questionnaire Number: 218

Substituted In For: _____

Substituted Out For: _____

NOTE: Failure to correctly complete this survey (e.g. selection of an incorrect income level for family size identified) may result in its disqualification from the survey or be considered a "Non-Response". See TxCDBG Survey Methodology for specific information.

Applicant:			San Patricio County										
Benefit Area Desc:			St. Paul colonia										
Date Range of survey:			7/31/2024 - 8/23/2024										
Street #	Apt	Dir	Street Name	# of Persons	30	50	80	H	NR	V	Statu	Notes	Questionnaire Number
10413			2331	5				5			High	corrected adress	1
705			Ave F								#NAME	No home located ther	2
14526			CR 694								#NAME	No home located ther	3
14534			CR 694								#NAME	No home located ther	4
14552			CR 694	4			4				Low		5
14558			CR 694	3			3				Low		6
14564			CR 694								#NAME	No home located ther	7
1416			CR 694							1	Vac	Vacant House	8
14467			CR 700						1		NR		9
14469			CR 700	4			4				Low		10
14471			CR 700						1		NR		11
14473			CR 700	2			2				Low		12
14557			CR 700	1			1				Low		13
10495			CR 2343	5			5				Low		14
14417			CR 714	2			2				Low		15
14629			CR 714	2			2				Low		16
14702			CR 714						1		NR		17
14736			CR 714	2			2				Low		18
14744			CR 714	1			1				Low		19
Number			CR 714								#NAME	No home located ther	20
14504			CR 722						1		NR		21
14544			CR 722	2			2				Low		22
14522			CR 722	8			8				Low		23
14545			CR 722								#NAME	No home located ther	24
14558			CR 722	1			1				Low		25
14565			CR 722								#NAME	No home located ther	26
14565			CR 722								#NAME	No home located ther	27
14579			CR 722	2			2				Low		28
14579			CR 722								#NAME	No home located ther	29
14586			CR 722	2			2				Low		30
14682			CR 722							1	Vac	Vacant House	31
14698			CR 722	7			7				Low		32
14712			CR 722						1		NR		33
14721			CR 722	1			1				Low		34
14739			CR 722	5			5				Low		35
14743			CR 722	4			4				Low		36
14751			CR 722	1			1				Low		37
14513			CR 728	2				2			High		38
14519			CR 728	1				1			High		39
14524			CR 728	3			3				Low		40
14545			CR 728	2			2				Low		41
14559			CR 728	2			2				Low		42
14577			CR 728	3				3			High		43
14582			CR 728						1		NR		44
14593			CR 728							1	Vac	Vacant House	45
14624			CR 728	2			2				Low		46
14624	2		CR 728								#NAME	No home located ther	47
14628			CR 728	2				2			High		48

14640		CR 728	2		2			Low		49
14729		CR 728	3		3			Low		50
14744		CR 728	2		2			Low		51
14366		CR 732	4			4		High		52
14368		CR 732	2		2			Low		53
14374		CR 732	3		3			Low		54
14386		CR 732	5			5		High		55
14397		CR 732							No home located ther	56
14417		CR 732	1		1			Low		57
14421		CR 732	2		2			Low		58
14445		CR 732	4		4			Low		59
14453		CR 732	4		4			Low		60
14516		CR 732	1		1			Low		61
14523		CR 732	1		1			Low		62
14557		CR 732	1		1			Low		63
14706		CR 732	6		6			Low		64
14345		CR 740					1	Vac	Vacant House	65
14338		CR 744	2		2			Low		66
14346		CR 744	1		1			Low		67
14316		CR 748	6		6			Low		68
14335		CR 754	1		1			Low		69
14336		CR 754	2		2			Low		70
14348		CR 754	1		1			Low		71
14351		CR 754	3		3			Low		72
14366		CR 754	4		4			Low		73
14378		CR 754	4		4			Low		74
14284		CR 756	3			3		High		75
14293		CR 756	2		2			Low		76
14303		CR 756	4			4		High		77
14315		CR 756	1			1		High		78
14320		CR 756	3		3			Low		79
14325		CR 756	3		3			Low		80
14328		CR 756	4		4			Low		81
14330		CR 756	5			5		High		82
14333		CR 756	4		4			Low		83
14334		CR 756	5		5			Low		84
14336		CR 756					1	Vac	Vacant House	85
14338		CR 756					1	Vac	Vacant House	86
14340		CR 756					1	Vac	Vacant House	87
14344		CR 756					1	NR		88
14352		CR 756	3		3			Low		89
14372		CR 756	3		3			Low		90
14373		CR 756	3			3		High		91
14542		CR 756	3			3		High		92
15659		CR 756 - Hwy 181	2		2			Low		93
10365		CR 2301	2		2			Low		94
10562		CR 2301	2		2			Low		95
10536		CR 2309	2		2			Low		96
10550		CR 2309	2		2			Low		97
10562		CR 2309	1			1		High		98
10574		CR 2309					1	Vac	Vacant House	99
10410		CR 2323	3		3			Low		100

10413			CR 2323	2			2			Low		101
10490			CR 2323	3				3		High		102
10558			CR 2323	2				2		High		103
10559			CR 2323	3			3			Low		104
10412			CR 2331	2			2			Low		105
10474			CR 2331	1				1		High		106
10479			CR 2331	1			1			Low		107
10489			CR 2331	8			8			Low		108
10522	1		CR2331						1	NR		109
14595			CR 700						1	NR	corrected address	110
10522	#3		CR 2331							#NAME	No home located ther	111
10560			CR 2331	3			3			Low		112
10564			CR 2331						1	NR		113
10492			CR 2337	5				5		High		114
10507			CR 2337	2			2			Low		115
10510			CR 2337	5			5			Low		116
10521			CR 2337	5			5			Low		117
10571			CR 2337	7			7			Low		118
10573			CR 2337						1	NR		119
10605			CR 2337							#NAME	No home located ther	120
10410			CR 2343						1	Vac	Vacant Trailer	121
10438			CR 2343						1	NR		122
10519			CR 2343	3			3			Low		123
10521			CR 2343	6			6			Low		124
10576			CR 2343	1			1			Low		125
10576	#3		CR 2343	2				2		High	1 home, 3 vacant trail	126
10608			CR 2343	4			4			Low		127
10615			CR 2343	3			3			Low		128
10277			CR 2349	2			2			Low		129
10247			CR 2349	2			2			Low		130
10267			CR 2349	6			6			Low		131
10289			CR 2349	3			3			Low		132
10299			CR 2349	4			4			Low		133
10315			CR 2349						1	NR		134
10337			CR 2349	4				4		High		135
10367			CR 2349	3			3			Low		136
10399			CR 2349	3			3			Low		137
10410			CR 2349	2			2			Low		138
10434			CR 2349	2				2		High		139
10450			CR 2349						1	NR		140
10509	1		CR 2349	5				5		High		141
10509	2		CR 2349							#NAME	No home located ther	142
10512			CR 2349							1 Vac	Vacant House	143
10523			CR 2349	2				2		High		144
10555			CR 2349	5			5			Low		145
10575			CR 2349	2			2			Low		146
10577			CR 2349	1			1			Low		147
10614			CR 2349	1			1			Low		148
10399			CR 2357	1			1			Low		149
10470			CR 2357						1	NR		150
10477			CR 2357	3			3			Low		151
10306	1		CR 2361	1			1			Low		152
10306	2		CR 2361							#NAME	No home located ther	153

10316			CR 2361	1		1			Low		154
10277			CR 2369	1		1			Low		155
10295			CR 2369	2		2			Low		156
10296			CR 2369	2		2			Low		157
10300			CR 2369	4		4			Low		158
10278			CR 2369	2		2			Low		159
10284			CR 2369	2		2			Low		160
10308			CR 2369	1		1			Low		161
10317			CR 2369	4			4		High		162
10323			CR 2369	2		2			Low		163
10330			CR 2369	1		1			Low		164
10331			CR 2369					1	NR		165
10339			CR 2369	2		2			Low		166
Number			CR 2369						#NAME	No home located there	167
10042			CR 2375	3		3			Low		168
10265			CR 2375					1	NR		169
10266			CR 2375						#NAME	No home located there	170
10295			CR 2375					1	Vac	Vacant House	171
10310			CR 2375	3		3			Low		172
10325			CR 2375					1		Vacant Rent House	173
10331	1		CR 2375	1		1			Low		174
10331	2		CR 2375						#NAME	No home located there	175
10341			CR 2375					1	NR		176
10270			CR 2381	1		1			Low		177
10280			CR 2381	4		4			Low		178
10287			CR 2381					1	NR		179
10293			CR 2381	2		2			Low		180
10294			CR 2381	4			4		High		181
10298	1		CR 2381	5		5			Low		182
10298	2		CR 2381	5		5			Low		183
10299			CR 2381	2		2			Low		184
10309			CR 2381	1		1			Low		185
10488			FM 3089	8		8			Low		186
14451			FM 3089						#NAME	Church - no household	187
14466			FM 3089	1			1		High		188
14482			FM 3089	7		7			Low		189
14509			FM 3089	2		2			Low		190
14514			FM 3089	2			2		High		191
14546			FM 3089					1	NR		192
14558			FM 3089	3		3			Low		193
14590			FM 3089	4		4			Low		194
14602			FM 3089	3		3			Low		195
14630			FM 3089	2		2			Low		196
14708			FM 3089	2		2			Low		197
14876			FM 3089	5		5			Low		198
14067			Hwy 181						#NAME	No home located there	199
15471			Hwy 181	2			2		High		200
15489			Hwy 181	1			1		High		201
15647			Hwy 181	1		1			Low		202
15657			Hwy 181	3		3			Low		203
15677			Hwy 181					1	Vac	Vacant House	204
15689			Hwy 181	3		3			Low		205
15699			Hwy 181	4			4		High		206

[illegible]

[illegible]

[illegible]

[illegible]

[illegible]

[illegible]



RESOLUTION

A RESOLUTION OF THE COMMISSIONERS COURT OF THE COUNTY OF SAN PATRICIO, TEXAS AUTHORIZING COUNTY REPRESENTATIVES IN MATTERS PERTAINING TO THE COUNTY'S PARTICIPATION IN THE TEXAS COMMUNITY DEVELOPMENT BLOCK GRANT PROGRAM.

WHEREAS, the Commissioners Court of the County of San Patricio desires to develop a viable community, including decent housing and a suitable living environment and expanding economic opportunities, principally for persons of low-to-moderate income; and

WHEREAS, it is necessary and in the best interests of the County of San Patricio to participate in the Texas Community Development Block Grant Program; and


WHEREAS, the Commissioners Court of the County of San Patricio is committed to compliance with federal, state, and program rules, including the current TxCDBG Project Implementation Manual; and

NOW, THEREFORE, BE IT RESOLVED BY THE COMMISSIONERS COURT OF THE COUNTY OF SAN PATRICIO, TEXAS:

That the Commissioners Court directs and designates the following to act in all matters in connection with any grant application and the County's participation in the Texas Community Development Block Grant Program:

- The County Judge shall serve as the County's Chief Executive Officer and Authorized Representative to
 - o execute a grant application and any subsequent contractual documents,
 - o certify environmental review documents between the Texas Department of Agriculture and the County, and
 - o certify the Payment Request form and/or other forms required for requesting funds to reimburse project costs, and
 - o be assigned the role of Authorized Official in the TDA-GO grant management system.
- In addition to the above-designated officials, should any grant be funded the **County Clerk, County Auditor, and County Treasurer** are authorized to
 - o certify the Payment Request form and/or other forms required for requesting funds to reimburse project costs,
 - o prepare and submit other financial documentation, and
 - o be assigned the role of Project Director or Payment Processor in the TDA-GO grant management system.

Passed and approved this 27th day of March 2023.


Gracie Alaniz-Gonzales, County Clerk
San Patricio County, Texas


David R. Krebs, County Judge
San Patricio County, Texas





Allied Tank Service

Tank Maintenance Professionals

Dear Tank Owner,

Allied Tank Service is a full service tank maintenance company with over 35 years' experience in the tank inspection, repair and maintenance field.

Allied Tank Service maintains all type of water and wastewater tanks, such as welded steel, galvanized, and concrete storage tanks, as well as pressure tanks. Our services include: tank inspections, satisfying TCEQ annual requirements and asset management programs, interior coating, exterior painting, and steel repair and replacement, and maintenance agreements.

Our goal is to provide you with quality work, and outstanding customer service tailored to fit your needs.

We appreciate the opportunity to provide you with the following inspection report(s).

Please contact us if you have any questions or comments.

Thank you for your time and consideration.

Michael A. Carman

Michael A. Carman
Allied Tank Service
NACE Certified Coating Inspector
Level 3 - #5502

1533 Austin Hwy.
Suite 102-424
San Antonio, Texas 78218
(210) 410-8715
TankMaintenancePro@gmail.com

ALLIED TANK SERVICE INSPECTION REPORT



Customer: St. Paul WSC

Inspection Date: 12/12/23

Project #: 231235

Plant: Tripod

Address: 10447 CR 2323

Tank Type: Tripod

Capacity: 50,000

Dimensions 100' to bottom

Tank Condition:

Interior: Good

Exterior: See Note

Structural: See Note

Other: N/A

Recommendations / Notes:


Completed a basic tank inspection.

Exterior has areas of minor to moderate corrosion present. Corrosion is becoming more severe in areas.

The lower stainless steel flexible coupling hose on the fill line is accelerating the corrosion of the carbon steel

fill line due to galvanic corrosion (dissimilar metals). The SS should be insulated from the carbon steel.

Fill line appears to have had a small leak(s) in it. Overflow line needs to be replaced.



Michael A. Carman


NACE Certified Coating Inspector

Level 3 - Peer #5502

ALLIED TANK SERVICE INSPECTION REPORT

Proj. #


231235



Fill / Service / Overflow Lines




Tank Bottom



Fill Line (Leak?)



Manway



Overflow Pipe Corrosion



Structure

ALLIED TANK SERVICE INSPECTION REPORT

Proj. #

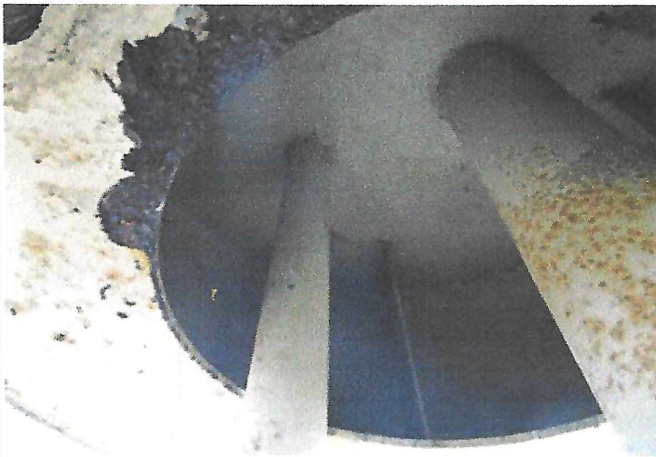
231235



Support Structure



Ladder



Underside of Tank



Ladder Support



COUNTY OF SAN PATRICIO

Unique Entity ID PPJXGSBYUKW9	CAGE / NCAGE 56RW1	Purpose of Registration Federal Assistance Awards Only
Registration Status Active Registration	Expiration Date Aug 5, 2025	
Physical Address 400 W Sinton ST Sinton, Texas 78387-2447 United States	Mailing Address 400 West Sinton Street STE 109 Sinton, Texas 78387-2450 United States	

Business Information

Doing Business as (blank)	Division Name (blank)	Division Number (blank)
Congressional District Texas 27	State / Country of Incorporation (blank) / (blank)	URL (blank)

Registration Dates

Activation Date Aug 6, 2024	Submission Date Aug 5, 2024	Initial Registration Date Sep 5, 2008
---------------------------------------	---------------------------------------	---

Entity Dates

Entity Start Date Aug 16, 1828	Fiscal Year End Close Date Dec 31
--	---

Immediate Owner

CAGE (blank)	Legal Business Name (blank)
------------------------	---------------------------------------

Highest Level Owner

CAGE (blank)	Legal Business Name (blank)
------------------------	---------------------------------------

Executive Compensation

In your business or organization's preceding completed fiscal year, did your business or organization (the legal entity to which this specific SAM record, represented by a Unique Entity ID, belongs) receive both of the following: 1. 80 percent or more of your annual gross revenues in U.S. federal contracts, subcontracts, loans, grants, subgrants, and/or cooperative agreements and 2. \$25,000,000 or more in annual gross revenues from U.S. federal contracts, subcontracts, loans, grants, subgrants, and/or cooperative agreements?

No

Does the public have access to information about the compensation of the senior executives in your business or organization (the legal entity to which this specific SAM record, represented by a Unique Entity ID, belongs) through periodic reports filed under section 13(a) or 15(d) of the Securities Exchange Act of 1934 (15 U.S.C. 78m(a), 78o(d)) or section 6104 of the Internal Revenue Code of 1986?

Not Selected

Proceedings Questions

Is your business or organization, as represented by the Unique Entity ID on this entity registration, responding to a Federal procurement opportunity that contains the provision at FAR 52.209-7, subject to the clause in FAR 52.209-9 in a current Federal contract, or applying for a Federal grant opportunity which contains the award term and condition described in 2 C.F.R. 200 Appendix XII?

No

Does your business or organization, as represented by the Unique Entity ID on this specific SAM record, have current active Federal contracts and/or grants with total value (including any exercised/unexercised options) greater than \$10,000,000?

Not Selected

Within the last five years, had the business or organization (represented by the Unique Entity ID on this specific SAM record) and/or any of its principals, in connection with the award to or performance by the business or organization of a Federal contract or grant, been the subject of a Federal or State (1) criminal proceeding resulting in a conviction or other acknowledgment of fault; (2) civil proceeding resulting in a finding of fault with a monetary fine, penalty, reimbursement, restitution, and/or damages greater than \$5,000, or other acknowledgment of fault; and/or (3) administrative proceeding resulting in a finding of fault with either a monetary fine or penalty greater than \$5,000 or reimbursement, restitution, or damages greater than \$100,000, or other acknowledgment of fault?

Not Selected

Exclusion Summary

Active Exclusions Records?

No

SAM Search Authorization

I authorize my entity's non-sensitive information to be displayed in SAM public search results:

Yes

Entity Types

Business Types

Entity Structure

U.S. Government Entity

Entity Type

US Local Government

Organization Factors

(blank)

Profit Structure

(blank)

Socio-Economic Types

Check the registrant's Reps & Certs, if present, under FAR 52.212-3 or FAR 52.219-1 to determine if the entity is an SBA-certified HUBZone small business concern. Additional small business information may be found in the SBA's Dynamic Small Business Search if the entity completed the SBA supplemental pages during registration.

Government Types

U.S. Local Government

County

Financial Information

Accepts Credit Card Payments

No

Debt Subject To Offset

No

EFT Indicator

0000

CAGE Code

56RW1

Electronic Funds Transfer

Account Type

Checking

Routing Number

*****93

Lock Box Number

(blank)

Financial Institution

FROST BANK

Account Number

*****75

Automated Clearing House

Phone (U.S.)

3618441229

Email

cvanecek@frostbank.com

Phone (non-U.S.)

(blank)

Fax

(blank)

Remittance Address

April Garcia, COUNTY TREASURER

400 West Sinton Street Room B-7

Sinton, Texas 78387

United States

Taxpayer Information

EIN

*****2307

Type of Tax

Applicable Federal Tax

Taxpayer Name

SAN PATRICIO COUNTY OF

Tax Year (Most Recent Tax Year)

2007

Name/Title of Individual Executing Consent

Grant Coordinator

TIN Consent Date

Aug 5, 2024

Address

400 W Sinton ST STE 109

Sinton, Texas 78387

Signature

PATRICIA GILMORE

Points of Contact

Accounts Receivable POC



Rebecca Chapa Romero
rchapa-romero@sanpatriciocountytx.gov
3615873434

Electronic Business



April Garcia, County Treasurer
agarcia@sanpatriciocountytx.gov
3613649330

400 West Sinton Street Room B-7
Sinton, Texas 78387
United States

Steven Gonzalez
sgonzalez@sanpatriciocountytx.gov
3613649306

400 West Sinton Room B-8
Sinton, Texas 78387
United States

Government Business



David R Krebs, County Judge
dkrebs@sanpatriciocountytx.gov
3613649302

400 West Sinton Street Room 109
Sinton, Texas 78387
United States

Patricia Gilmore, Grant Coordinator
pgilmore@sanpatriciocountytx.gov
3613649354

400 West Sinton Street Room B-50
Sinton, Texas 78387
United States

Service Classifications

NAICS Codes

Primary	NAICS Codes	NAICS Title
---------	-------------	-------------

Size Metrics

IGT Size Metrics

Annual Revenue (from all IGTs)
(blank)

Worldwide

Annual Receipts (in accordance with 13 CFR 121) (blank)	Number of Employees (in accordance with 13 CFR 121) (blank)
---	---

Location

Annual Receipts (in accordance with 13 CFR 121) (blank)	Number of Employees (in accordance with 13 CFR 121) (blank)
---	---

Industry-Specific

Barrels Capacity (blank)	Megawatt Hours (blank)	Total Assets (blank)
------------------------------------	----------------------------------	--------------------------------

Electronic Data Interchange (EDI) Information

This entity did not enter the EDI information

Disaster Response

This entity does not appear in the disaster response registry.

**COMMUNITY DEVELOPMENT BLOCK GRANT-MITIGATION (MOD)
INTERLOCAL AGREEMENT ("ILA") BETWEEN
SAN PATRICIO COUNTY, TEXAS AND THE COLONIA SAINT PAUL, TEXAS**

THIS CONTRACT AND INTERLOCAL AGREEMENT (hereinafter the "Agreement") is entered into between the local governmental agencies shown below as contracting parties, pursuant to the authority granted and in compliance with the provisions of; *the Interlocal Cooperation Contract, Chapter 791, Texas Government Code*, and the *Purchasing and Contracting Authority of Municipalities, Counties, and Certain Other Local Governments, Chapter 271, Texas Local Government Code*, and *Housing and Urban Development authority* under 24 CFR § 570.503.

WHEREAS, the Commissioners Court of the County of San Patricio desires to develop a viable community, including decent housing and a suitable living environment and expanding economic opportunities, principally for persons of low-to-moderate income; and

WHEREAS, it is necessary and in the best interests of the County of San Patricio and Saint Paul Water Supply Corporation to apply for funding under the Texas Community Development Block Grant Program;

WHEREAS, pursuant to the Texas Community Development Block Grant Program for the Colonia Fund: Construction Program with the Texas Department of Agriculture, the Colonia of Saint Paul, located within San Patricio County, is identified as needing water supply improvements.

WHEREAS, San Patricio County authorized the submission of a Texas Community Development Block Grant Program application for the Colonia Fund with the Texas Department of Agriculture, to assist in funding infrastructure improvements including a project ("The Project") located in the Saint Paul Colonia;

WHEREAS, San Patricio County will apply for funding to include project(s) on behalf of the Colonia of Saint Paul CFC24-0101;

GENERAL PROVISIONS

The Parties agree to comply fully with all applicable federal, state, and local statutes, ordinances, rules, and regulations in connection with the programs contemplated under this Agreement. This Agreement is subject to all applicable present and future valid laws governing such programs.

I. CONTRACTING PARTIES

The Receiving Agency (hereinafter referred to as "the Colonia")

Name: St. Paul Water Supply Corporation

Address: 14514 FM 3089, Sinton, TX, United States, 78387

Colonia: Saint Paul
State: TX
Zip: 75098
Phone: 361-424-0911

The Contracting Agency (hereinafter referred to as "San Patricio County")

Name: San Patricio County
Address: 400 W. Sinton St.
Colonia: Sinton
State: TX
Zip: 78387
Phone: (361)364-9300

II. STATEMENT OF SERVICES TO BE PERFORMED

San Patricio County agrees to contract/receive the funds from the Texas Community Development Block Grant Program for the Colonia Fund through the Texas Department of Agriculture and to manage the funds for the benefit of the Colonia. San Patricio County further agrees to contract with TDA for the project proposed by the Colonia on the Colonia's behalf and to manage such project using the funding received from the Grant. In return, the Colonia agrees to indemnify San Patricio County from any de-obligated funds related to any of the projects proposed and applied for on behalf of the Colonia.

III. INTERLOCAL AGREEMENT COSTS

The County will manage the engineering, administration, environmental, and construction of the project as contractually obligated between the County and TDA.

IV. TERM OF THE INTERLOCAL AGREEMENT

This Agreement is effective on the date of its execution and remains in effect for three years. This Agreement may be terminated by either party upon (60) days prior written notice or may also be determined for cause at any time upon written notice stating the reason for and effective date of such terminations and after giving the affected party a thirty (30) day period to cure any breach.

V. MANAGEMENT

The County shall have the exclusive control of, and the exclusive right to control the work designated to any subcontractors obtained through the procurement process and all persons performing the same and shall be solely responsible for the acts and omission of its officers, members, agents, servants, and employees. Neither San Patricio County nor the Colonia shall be responsible under the Doctrine of Respondent Superior for the acts and omissions of its officers, members, agents, servants, employees, or officers of the other.

The County will manage the project in its entirety as identified and contractually obligated for the drainage project more specifically described as follows:

VI. TERMS OF PAYMENT

San Patricio County shall submit requests for payment to the Texas Department of Agriculture (TDA) in accordance with billing milestones as set forth in the grant contract executed between San Patricio County and the TDA.

VII. FUNDING

The Parties to this Agreement expressly acknowledge and agree that all monies paid pursuant to this Agreement shall be paid from legally appropriated and budgeted available Texas Community Development Block Grant Program application for the Colonia Fund CFC24-0101. It is expressly agreed and understood that grant funds for the phased project will be paid by San Patricio County in Saint Paul under this ILA. The total anticipated grant funds are \$1,005,000.00 (one million five-thousand dollars and zero cents). The match costs of 5,000.00 for additional engineering fees will be paid to San Patricio Count from Saint Paul.

This amount encompasses Grant Administration, Environmental, Engineering, & Construction costs. As project development and design continues, this value may be modified according to alignment and changes to the scope of work. This is the amount of Grant Funds that the County has applied for and will benefit the Colonia under this Agreement. This Agreement is expressly conditioned upon the County's receipt of such funds from the Texas Department of Agriculture. San Patricio County reserves the right to reduce the Grant Funds if funding from the Texas Department of Agriculture is not provided at the currently anticipated levels and/or if the actual costs for the approved activities are less than those set forth in the Budget. In the event that San Patricio County is awarded, granted or provided with additional funds from any other source, which include, in part or whole, aspects related to this agreement, San Patricio County shall immediately notify the Colonia of such funds.

VIII. GRANT COMPLIANCE

San Patricio County agrees to comply with the requirements of Title 24 of the Code of Federal Regulations, Part 570 (HUD's regulations concerning Community Development Block Grants), including any regulations referenced therein. Where waivers or alternative requirements are provided for in the applicable Federal Register Notices published by HUD ("HUD Notices"), such requirements, including any regulations referenced therein, shall apply.

San Patricio County also agrees to comply with all other applicable Federal, State and local laws, regulations, HUD Notices, policies, and guidelines, whether existing or to be established, provided the same are applied to activities occurring after the date the policy or guideline was established, governing the Grant funds provided under this Agreement. In the event a conflict arises between the provisions of this Agreement and any of the foregoing, the Federal, State, and local laws, regulations, HUD Notices, policies, and guidelines shall control, and this

Agreement shall be interpreted in a manner so as to allow for the terms contained herein to remain valid and consistent with such Federal, State, and local laws, regulations, HUD Notices, policies, and guidelines.

The Colonia Saint Paul will be responsible for the funding and management of ongoing maintenance and operations once project is completed.

IX. ADMINISTRATIVE REQUIREMENTS

a. Books and Recordkeeping

San Patricio County shall keep and maintain under GAAP or GASB, as applicable, full, true, and complete records sufficient to allow the TDA, the Texas State Auditor's Office, the United States Government, and/or their authorized representatives to determine compliance with all applicable laws, rules, and regulations.

All records relevant to the Grant shall be retained for a period of three (3) years subsequent to the final closeout of the overall State of Texas program, in accordance with federal regulations.

b. Inspection and Audit

- i. All records related to this grant shall be subject to the Administrative and Audit Regulations. Accordingly, such records and work product shall be subject, at any time, to inspection, examination, audit, and copying at San Patricio County's primary location or any location where such records and work product may be found, with notice from the TDA or the Colonia. San Patricio County shall cooperate fully with any federal or state entity in the conduct of inspection, examination, audit, and copying, including providing all information requested. San Patricio County will ensure that this clause concerning federal and state entities' authority to inspect, examine, audit, and copy records and work product, and the requirement to fully cooperate with the federal and state entities, is included in any grant contract it awards.
- ii. The state auditor may conduct an audit or investigation of any entity receiving funds from the state directly under this Agreement or indirectly through a subcontract under the Agreement. Acceptance of funds directly under the Agreement or indirectly through a subcontract under the Agreement acts as acceptance of the authority of the state auditor, under the direction of the legislative audit committee, to conduct an audit or investigation in connection with those funds. Under the direction of the legislative audit committee, an entity that is the subject of an audit or investigation by the state auditor must provide the state auditor with access to any information the state auditor considers relevant to the investigation or audit. The Office of the Comptroller General of the United States, the Government Accountability Office, the Office of Inspector General, or any authorized representative of the U.S. Government shall also have this right of inspection. Sub-recipient shall ensure that this clause concerning the authority to audit funds received indirectly by subcontractors through Sub-recipient and the requirement to cooperate is included in any subcontract it awards.

XI. INTEREST AND OWNERSHIP OF PROJECT

1. Ownership and Operation: The Colonia of Saint Paul shall have exclusive ownership of the project upon its completion. The Colonia shall assume responsibility for the operation and maintenance of all project elements during and after construction.
2. Liability and Execution: The construction contract for the identified project shall be executed solely by San Patricio County. Accordingly, all liability and ownership responsibilities associated with the project shall rest with the County.
3. Documentation and Reporting: San Patricio County shall complete all necessary closeout documentation required by the TDA for its subrecipient contract.
4. Compliance and Collaboration: San Patricio County will ensure that all compliance requirements the contract with the TDA are met, accepted, and closed by the agency.

XII. SEVERABILITY

The provisions of this agreement are severable and if for any reason a clause, sentence, paragraph, or other part of this agreement shall be determined to be invalid by a court or federal or state agency, board or commission having jurisdiction over the subject matter thereof, such invalidity shall not affect other provisions which can be given effect without the invalid provision.

XIII. INDEMNITY CLAUSE

To the fullest extent permitted by law, the Colonia agrees to compensate and reimburse San Patricio County against all actions, proceedings, and claims brought or threatened against San Patricio County, and all loss, damage, and expense (including legal expenses) relating thereto where such action, proceeding or claim has arisen out of, results from, or is connected with the use of, or reliance upon this Agreement, or any projects undertaken on the Colonia's behalf by San Patricio County under this Agreement. This provision is intended to apply to any of the Grant funds for the projects undertaken on behalf of the Colonia that are de-obligated at any time.

XII. PARTIES BOUND

This Agreement shall be binding on all successors and assigns of both parties in like manner as the original parties.

XIII. SIGNATURE AUTHORITY

San Patricio County and the Colonia certify the individual executing this Agreement has the authority to bind their party under the terms of this Interlocal Agreement.

Before any party may resort to litigation, any claims, disputes or other matters in question between the Parties to this Agreement shall be submitted to binding mediation. The site of the mediation shall be in San Patricio County, Texas or a site mutually agreed by the parties. The selection of the mediator shall be mutually agreed. The cost of mediation shall be shared equally out of non-grant funds. No Party to this Agreement waives or relinquishes any immunity or defense on behalf of themselves, their directors, officers, employees, and agents as a result of its execution of this Agreement and performance of the functions and obligations described herein.

IN WITNESS WHEREOF, San Patricio County, Texas and The Colonia Saint Paul hereto have caused this Interlocal Agreement to be duly executed on the day and year indicated below:

BY: THE SAN PATRICIO COUNTY




David Krebs County Judge, San Patricio County, Texas

BY: THE COLONIA SAINT PAUL:



Witnessed and signed before me on this 26th day of August


San Patricio County Clerk

By: Nelda Bontamante, Chief Deputy



TxCDBG Survey Tabulation Form

Applicant: San Patricio County County: San Patricio County Region: Coastal Bend 20
Survey Description: St. Paul Colonia Survey Start Date: 07/31/24 Survey End Date: 08/23/24
P1 Census Population (citywide/CDP only): _____ Questionnaire Year(s): 2024

1. # of Households Benefitting: 181 2. Required Sample Size: 181 3. # of Households Contacted: 181
4. # of Households Responding: 159 5. Survey Response Rate: 87.85%

6.	7.	8.	9.	10.	11.
Family Size	Number of Responses (Households)	Number of Low/Mod Responses	Number of Non Low/Mod Responses	Number of Low/Mod Persons	Number of Non-Low/Mod Persons
1	33	27	6	27	6
2	52	44	8	88	16
3	30	25	5	75	15
4	20	14	6	56	24
5	14	9	5	45	25
6	4	4	0	24	0
7	3	3	0	21	0
8	3	3	0	24	0
9	0	0	0	0	0
10	0	0	0	0	0
11	0	0	0	0	0
12	0	0	0	0	0
Total:	159	129	30	360	86

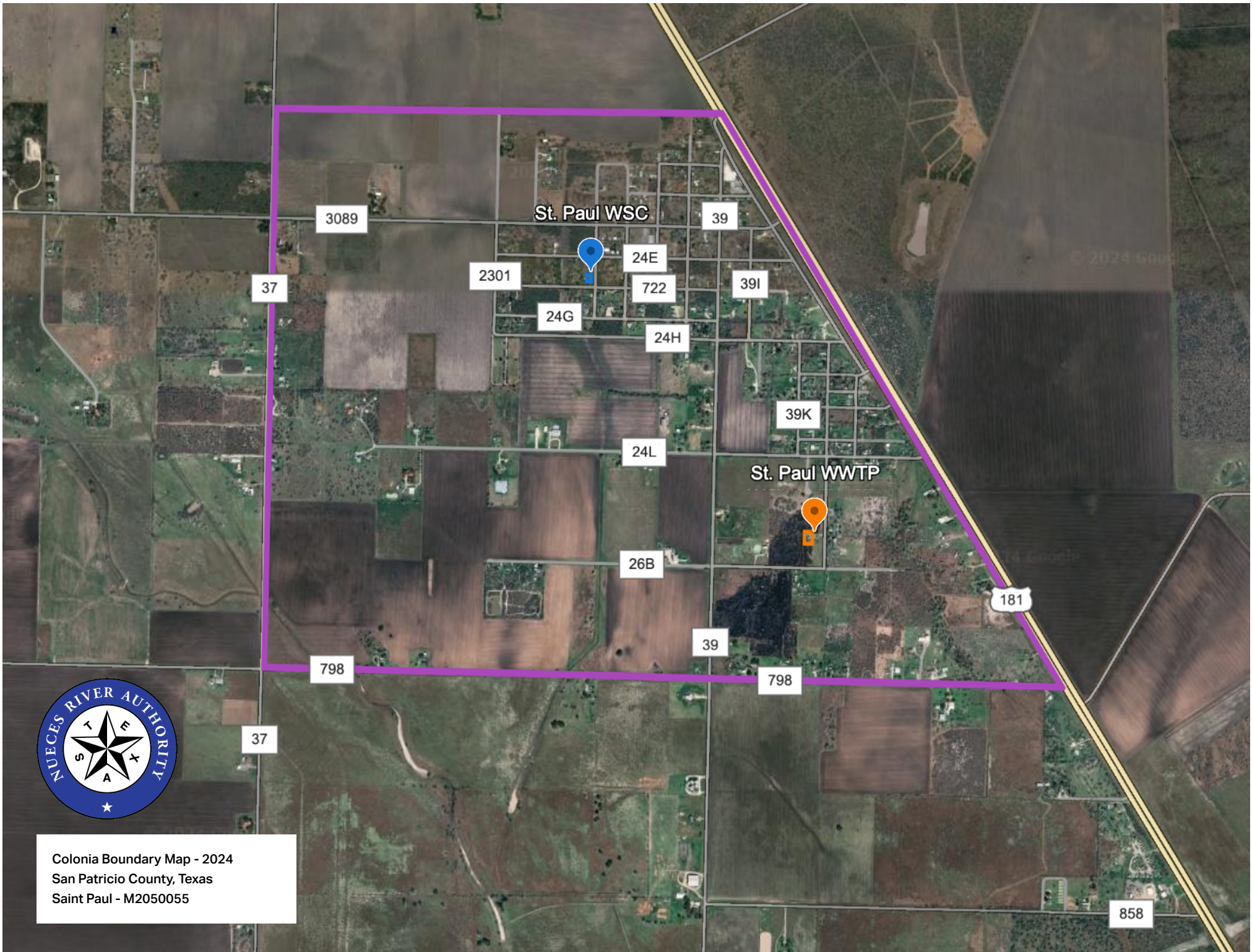
12. Total Persons Surveyed: 446 13. Average. Family Size: 2.81 14. Households Not Surveyed: 22
15. Total Non-Low/Mod: 148 16. Total Beneficiaries: 508 17. Total Low/Mod Beneficiaries: 360
17b. LMI Households: 129 18. Low/Mod Percentage: 70.87% 19. Total Vacancies: 14

HH - 80% County MFI _____ HH - 50% County MFI _____ HH - 30% County MFI _____
Persons - 80% County MFI _____ Persons - 50% County MFI _____ Persons - 30% County MFI _____

CERTIFICATION: I, THE CHIEF ELECTED OFFICIAL FOR THIS JURISDICTION, CERTIFIES THAT THE INFORMATION IN THIS REPORT AND THE SURVEY LOCATIONS FORM IS CORRECT TO THE BEST OF MY KNOWLEDGE AND WAS REPORTED IN ACCORDANCE WITH THE ACCOMPANYING INSTRUCTIONS.

Signature: David Krebs Title: _____ County Judge _____
Name: David Krebs Date: 8-26-2024

Below is for TDA use ONLY



Colonia Boundary Map - 2024
San Patricio County, Texas
Saint Paul - M2050055

MAP OF ST. PAUL

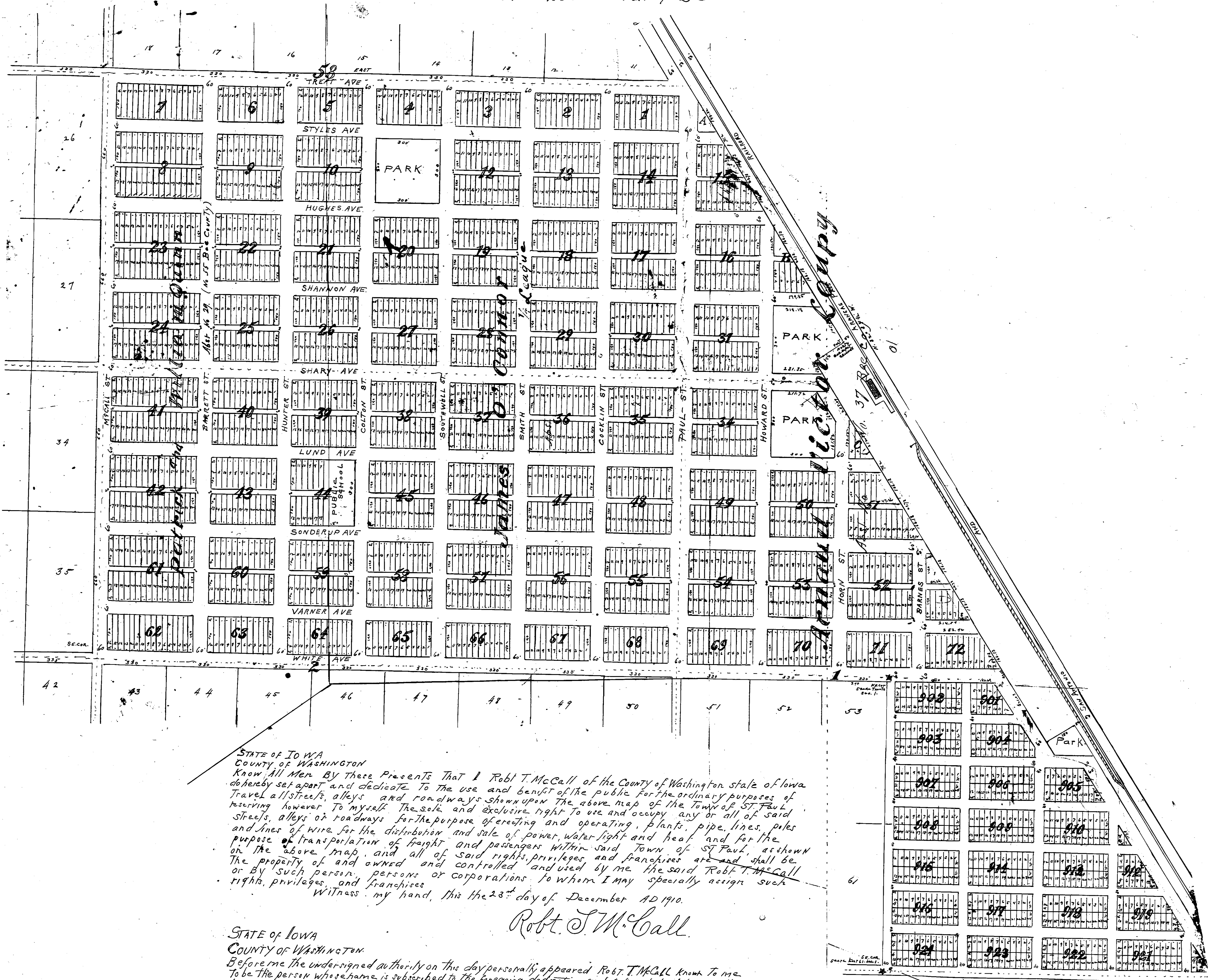
SAN PATRICIO COUNTY

LOCATED ON
PORTIONS OF SECTIONS 1, 2, 38
OF THE

GEO. H. PAUL SUBDIVISION
OF THE

J. J. WELDER RANCH

Scale 1 inch = 200 feet Var 7.30



STATE OF IOWA
COUNTY OF WASHINGTON
Know All Men By These Presents That I Robt. T. McCall of the County of Washington state of Iowa do hereby set apart and dedicate to the use and benefit of the public for the ordinary purposes of travel all streets, alleys and roadways shown upon the above map of the Town of St. Paul, reserving however to myself the sole and exclusive right to use and occupy any or all of said streets, alleys or roadways for the purpose of erecting and operating, plants, pipe, lines, poles and lines of wire for the distribution and sale of power, water, light and heat and for the purpose of transportation of freight and passengers within said Town of St. Paul, as shown on the above map, and all of said rights, privileges and franchises are and shall be the property of and owned and controlled and used by me the said Robt. T. McCall or by such person, persons or corporations to whom I may specially assign such rights, privileges, and franchises.
Witness my hand, this the 23rd day of December AD 1910.

Robt. T. McCall

STATE OF IOWA
COUNTY OF WASHINGTON
Before me the undersigned authority on this day personally appeared Robt. T. McCall known to me to be the person whose name is subscribed to the foregoing dedication and acknowledged to me that he executed the same for the purpose and consideration therein expressed.
Given under my hand and seal of office this the 23rd day of December AD 1910.

Samuel J. Crooklin
NOTARY PUBLIC WASHINGTON COUNTY IOWA

STATE OF TEXAS
COUNTY OF SAN PATRICIO
I, J. D. Swenson, clerk of the County Court in and for said County do hereby certify that the foregoing Map with its certificate of authentication was filed for record in my office the 16th day of January AD 1911 and duly recorded the 16th day of January AD 1911 in Book 2 Map record of said County on page 10. thereof
Witness my hand and the seal of the County Court of said County at office in
Sinton Texas the day and year last above written.

J. D. Swenson
County Clerk San Patricio County Texas.

Tube 7-4