



BUDGET  
FOR THE  
FISCAL YEAR 2015

TERRY SIMPSON  
*County Judge*

NINA G. TREVINO  
FRED P. NARDINI

ALMA V. MORENO  
JAMES F. PRICE, JR.

*County Commissioners*

## Statement of Tax Increase

This budget will raise more revenue from property taxes than last year's budget by an amount of \$1,198,255, which is a 4.88 percent increase from last year's budget. The property tax revenue to be raised from new property added to the tax roll this year is \$680,425.


Record Vote:  
 Members Voting For:  
 Members Voting Against:

<b>San Patricio County Property Tax Rates</b>	TAX RATES BUDGET	TAX RATES BUDGET
	2014	2015
<u>Operating Funds</u>		
Road & Bridge Special	\$ 0.070000	\$ 0.065920
General	0.423560	0.419948
Maintenance & Operations Rate	<u>0.493560</u>	<u>0.485868</u>
 <u>Debt Service Funds</u>		
Certificates of Obligation, Series 2006	<u>0.026440</u>	<u>0.024132</u>
 Total Debt Rate	<u>0.026440</u>	<u>0.024132</u>
 Total County Property Tax Rate	<u>\$ 0.520000</u>	<u>\$ 0.510000</u>
 Effective Tax Rate	\$ 0.490259	\$ 0.496676
Effective Maintenance and Operations Tax Rate	0.463832	0.471415
Debt Tax Rate	0.026440	0.024132
Rollback Tax Rate	0.527378	0.533259
 Debt Obligation	\$ 17,095,000	\$ 16,665,000

ORDER ADOPTING ELECTED OFFICIALS' SALARIES, COMPENSATION

AND ALLOWANCES FOR FISCAL YEAR 2015


On this, the 25th day of August, 2014, at a regularly scheduled meeting of the San Patricio County Commissioners Court, came on to be considered the Elected Officials' Salaries, Compensation, and Allowances for the period beginning January 1, 2015, and ending December 31, 2015, and it appearing that public notice has been given in accordance with law, and notice has been given to each official and the opportunity for grievance in accordance with law, it is ordered by the Court that the said Salaries, Compensation, and Allowances be, and it is hereby, approved and adopted as presented in the attachment. It is further ordered by the Court that any pending legislation affecting such Salaries, Compensation, and Allowances be incorporated.

  
Terry Simpson, County Judge

  
Nina G. Trevino, County Commissioner, Pct #1

  
Fred P. Nardini, County Commissioner, Pct #2

  
Alma V. Moreno, County Commissioner, Pct #3

  
Jim Price, County Commissioner, Pct #4

**San Patricio County, Texas**  
**Proposed Increase to**  
**Compensation, Expenses, and Allowance for Elected Officials**

Office	Proposed Annual Salary 2015	Actual Annual Salary 2014	Proposed Increase	Annual Cellphone Allowance 2015	Annual Cellphone Allowance 2014	Annual Cellphone Allowance Increase
County Judge	80,042	76,230	3,812	1,200	1,200	-
County Judge - State Salary Supplement (1) (2)	15,000	15,000	-	-	-	-
County Judge - Juvenile Board Supplement (2)	6,000	6,000	-	-	-	-
County Commissioner Pct. #1	65,703	62,574	3,129	1,200	1,200	-
County Commissioner Pct. #2	65,703	62,574	3,129	1,200	1,200	-
County Commissioner Pct. #3	65,703	62,574	3,129	1,200	1,200	-
County Commissioner Pct. #4	65,703	62,574	3,129	1,200	1,200	-
County Court-at-Law Judge	49,000	49,000	-	-	-	-
County Court-at-Law Judge - State Salary Supplement (1) (2)	90,000	90,000	-	-	-	-
County Court-at-Law Judge - Juvenile Board Supplement (2)	6,000	6,000	-	-	-	-
County Clerk	65,703	62,574	3,129	780	780	-
District Clerk	65,703	62,574	3,129	780	780	-
County Attorney	79,652	75,859	3,793	780	780	-
County Attorney - State Salary Supplement (2)	35,000	35,000	-	-	-	-
County Treasurer	65,703	62,574	3,129	780	780	-
Tax Assessor-Collector	65,703	62,574	3,129	780	780	-
Sheriff	80,662	76,821	3,841	1,200	1,200	-
Justice of the Peace #1	52,219	49,732	2,487	780	780	-
Justice of the Peace #2	50,730	48,314	2,416	780	780	-
Justice of the Peace #4	50,730	48,314	2,416	780	780	-
Justice of the Peace #5	50,730	48,314	2,416	780	780	-
Justice of the Peace #6	50,730	48,314	2,416	780	780	-
Justice of the Peace #8	50,730	48,314	2,416	780	780	-
Constable #1	41,550	39,571	1,979	780	780	-
Constable #2	41,162	39,202	1,960	780	780	-
Constable #4	41,162	39,202	1,960	780	780	-
Constable #5	41,162	38,638	2,524	780	780	-
Constable #6	41,162	39,202	1,960	780	780	-
Constable #8	41,162	39,202	1,960	780	780	-
District Judge - Juvenile Board Supplement (2)	6,000	6,000	-	-	-	-
District Judge - Juvenile Board Supplement (2)	6,000	6,000	-	-	-	-
District Judge - Juvenile Board Supplement (2)	6,000	6,000	-	-	-	-
District Attorney Supplement (2)	6,000	6,000	-	780	780	-

In addition to the salary and cellphone allowance listed above, the officials are to receive monthly longevity pay and reimbursement for travel expenses. Officials receive longevity pay in the amount of \$3.00 per month for each year of service with a maximum credit of 20 years. Officials receive reimbursement for mileage at the federal standard mileage rate and receive reimbursement for other travel expenses such as meals at the federal per diem rate and lodging as established by Commissioners Court policy.

A copy of the proposed budget has been filed with the County Clerk's office and is available on the County's website for review by the public.

(1) A portion of this supplement is to be paid from state funds. Any amount received from the State, which could be more or less than the salary supplement, is to be paid from fees and costs collected and remitted to the State, then distributed to the County.


(2) Supplements subject to legislative change. Supplements do not qualify for longevity pay

ORDER ADOPTING BUDGET FOR FISCAL YEAR 2015


On this, the 25th day of August, 2014, at a regularly scheduled meeting of the San Patricio County Commissioners Court, came on to be considered the Budget for estimated revenues and proposed County expenditures for the period beginning January 1, 2015, and ending December 31, 2015, and it appearing to the Court that said Budget is in accordance with law, and has been duly prepared by the County Judge, assisted by the County Auditor, on a modified accrual basis consistent with generally accepted accounting principles, and duly filed for inspection; that notice has been given in accordance with law for public hearing on the adoption of said Budget; and the said Budget having been duly considered by the Court inclusive of modifications agreed to in court August 25, 2014, on motion made, seconded, and carried by a majority of the Commissioners Court, it is ordered by the Court that the said Budget be, and it is hereby, approved and adopted. It is further ordered by the Court that the legal level of control for each legally adopted annual operating budget is the fund, and that amounts shown for individual items included in such totals be considered supplementary information.

  
Terry Simpson, County Judge

  
Nina G. Trevino, County Commissioner, Pct #1

  
Fred P. Nardini, County Commissioner, Pct #2

  
Alma V. Moreno, County Commissioner, Pct #3

  
Jim Price, County Commissioner, Pct #4

ORDER ADOPTING 2014 PROPERTY TAX RATE FOR FISCAL YEAR 2015

On this, the 25th day of August, 2014, at a regularly scheduled meeting of the San Patricio County Commissioners Court, came on to be considered the adoption of an Ad Valorem Tax Rate for the fiscal year beginning January 1, 2015, and ending December 31, 2015, and it appearing to the Court that a Budget for said fiscal year has been adopted; that appropriate notice has been given in accordance with law for adoption of a tax rate, and the said Tax Rate having been duly considered by the Court in court August 25, 2014 on motion made, seconded, and carried by a majority of the Commissioners Court, it is hereby ordered that the Court levies a tax of \$0.51 per each \$100 assessed valuation on all taxable property in the County, as more fully described below; that the San Patricio County Tax Assessor-Collector is hereby authorized to assess and collect the taxes as such:

MAINTENANCE AND OPERATIONS TAX RATE

General Fund Maintenance & Operations Tax Rate	\$ 0.419948	
Road and Bridge Special Maintenance & Operations Tax Rate	<u>0.065920</u>	
Total Maintenance & Operations Tax Rate		\$ 0.485868

DEBT SERVICE TAX RATE


Certificates of Obligation, Series 2006	\$ <u>0.024132</u>	
Total Debt Service Tax Rate		\$ 0.024132

Total Ad Valorem Tax Rate		\$ 0.510000
---------------------------	--	-------------

**THIS TAX RATE WILL RAISE MORE TAXES FOR MAINTENANCE AND OPERATIONS THAN LAST YEAR'S TAX RATE.**

**THE TAX RATE WILL EFFECTIVELY BE RAISED BY 3.07 PERCENT AND WILL RAISE TAXES FOR MAINTENANCE AND OPERATIONS ON A \$100,000 HOME BY APPROXIMATELY \$ <7.69>.**


Court Members voting For: 5  
Court Members voting Against: 0

  
Terry Simpson, County Judge

  
Nina G. Trevino, County Commissioner, Pct #1

  
Fred P. Nardini, County Commissioner, Pct #2

  
Alma V. Moreno, County Commissioner, Pct #3

  
Jim Price, County Commissioner, Pct #4

ORDER RATIFYING PROPERTY TAX INCREASE FOR FISCAL YEAR 2015


On this, the 25th day of August, 2014, at a regularly scheduled meeting of the San Patricio County Commissioners Court, came on to be considered the property tax increase reflected in the duly adopted budget for the fiscal year beginning January 1, 2015, and ending December 31, 2015. Having been duly considered by the Court on August 25, 2014; on motion made, seconded, and carried by a majority of the Commissioners Court, it is hereby ordered that the Court ratifies the property tax increase reflected in the budget.

  
Terry Simpson, County Judge

  
Nina G. Trevino, County Commissioner, Pct #1

  
Fred P. Nardini, County Commissioner, Pct #2

  
Alma V. Moreno, County Commissioner, Pct #3

  
Jim Price, County Commissioner, Pct #4

## San Patricio County, Texas Budget 2015

Computation of Estimated Current		Highway Patrol	49
Ad Valorem Tax Collections	1	PSAP Coordinator/E911	50
Distribution of Estimated Tax Collections	2	Corrections	51
Tax Rate by Funds	3	Juvenile Detention Center	52
		Adult/Juvenile Probation, Citizens	
<b>General Fund</b>	5	Collection Stations	53
County Judge	8	Health Department, Regional Health	
County Clerk	9	Awareness Board	54
Veteran's Service	10	Environmental Health	55
Emergency Management	11	Animal Control, Mental Health	56
Printing Department	12	Indigent Health Care, Human Services,	
Personnel Department	13	Community Action Agency	57
Records Management	14	County Library	58
Personnel Safety	15	County Parks	59
Information Services	16	County Fairgrounds	60
ADA Coordinator, Non-Departmental	17	Agricultural Extension Service,	
County Court	18	Soil & Water Conservation	61
County Court-at-Law Judge	19	Economic Development, Operating Transfers Out	62
District Court	20		
District Clerk	21		
Justice of the Peace #1	22	<b>Special Revenue Funds</b>	
Justice of the Peace #2	23	Road and Bridge Pct. #1	64
Justice of the Peace #4	24	Road and Bridge Pct. #2	68
Justice of the Peace #5	25	Road and Bridge Pct. #3	72
Justice of the Peace #6	26	Road and Bridge Pct. #4	76
Justice of the Peace#8, Judiciary Support	27	Indigent Health Care	80
County Attorney, Litigation	28	District Court Operating	82
Elections Administration	29	District Attorney Operating	85
County Auditor	30	Intoxilizer Program	88
County Treasurer	31	Women, Infants and Children Program	91
Tax Assessor-Collector	32	Law Library	93
Auto Registration, Central Appraisal District	33	Courthouse Security Fund	95
Building & Yards - Admin	34	Records Management Fund	97
Courthouse	35	Court Technology Fee Fund	100
Plymouth Courthouse Annex	36	Court Reporter Service Fund	102
Law Enforcement Center, Aransas		Coastal Bend COG Grant	104
Pass Sub-Station	37	Communications System	106
Mathis Annex, Portland Annex	38	San Patricio County Airport Fund	108
Ingleside Health Clinic, Harville Road Annex,		Family Planning - WHFPT	111
Restitution Center	39	Election Services	113
Market St. Annex, Vineyard St. Annex	40		
San Patricio Annex, East Market St. Annex	41	<b>Capital Projects</b>	
Fire and Ambulance Service, Constable #1	42	Right of Way	116
Constable #2	43		
Constable #4	44	<b>Debt Service</b>	
Constable #5	45	Statement of Indebtedness	120
Constable #6	46	Debt Service Requirements	122
Constable #8	47	Permanent Improvement Debt Service	123
County Sheriff	48		



**SAN PATRICIO COUNTY, TEXAS  
COMPUTATION OF ESTIMATED CURRENT AD VALOREM TAX COLLECTIONS  
BUDGET 2015**

	<u>FOR COUNTY PURPOSES</u>	<u>FOR ROAD BOND PURPOSES</u>	<u>FOR R&amp;B SPECIAL PURPOSES</u>
GROSS ASSESSED VALUATION - 2013 ROLL ACTUAL	\$ 5,068,683,555	\$ 5,068,683,555	\$ 5,068,683,555
EXEMPTIONS: HOMESTEAD	65,969,792	65,969,792	65,969,792
DISABLED VETERANS	27,858,160	27,858,160	27,858,160
OVER 65 LOCAL	<u>250,975,468</u>	<u>250,975,468</u>	<u>250,975,468</u>
TOTAL EXEMPTIONS - 2013	<u>344,803,420</u>	<u>344,803,420</u>	<u>344,803,420</u>
NET TAXABLE VALUATION - 2013 ROLL	<u>\$ 4,723,880,135</u>	<u>\$ 4,723,880,135</u>	<u>\$ 4,723,880,135</u>
GROSS ASSESSED VALUATION - 2014 ESTIMATED	\$ 5,400,614,679	\$ 5,400,614,679	\$ 5,400,614,679
EXEMPTIONS: HOMESTEAD	63,886,302	63,886,302	63,886,302
DISABLED VETERANS	30,220,022	30,220,022	30,220,022
OVER 65 LOCAL	<u>255,051,243</u>	<u>255,051,243</u>	<u>255,051,243</u>
TOTAL EXEMPTIONS - 2014	<u>349,157,567</u>	<u>349,157,567</u>	<u>349,157,567</u>
ESTIMATED TAXABLE VALUATION - 2014 ROLL	5,051,457,112	5,051,457,112	5,051,457,112
TAX RATE (PER \$100 VALUATION)	<u>0.444080</u>	<u>0.000000</u>	<u>0.065920</u>
TAX LEVY	22,432,511	0	3,329,921
LESS 4.30% (DELINQUENCIES AND CONTESTED APPRAISALS)	<u>(964,598)</u>	<u>0</u>	<u>(143,187)</u>
NET COLLECTIONS	<u>\$ 21,467,913</u>	<u>\$ 0</u>	<u>\$ 3,186,734</u>
1 CENT TAX LEVY EQUALS	<u>\$ 483,424</u>	<u>\$ 0</u>	<u>\$ 483,424</u>

**SAN PATRICIO COUNTY, TEXAS  
DISTRIBUTION OF ESTIMATED TAX COLLECTIONS  
BUDGET 2015**

<u>FUND</u>	<u>TAX RATE</u>	<u>YIELD PER 1 CENT TAX LEVY</u>	<u>ESTIMATED CURRENT</u>	<u>COLLECTIONS DELINQUENT</u>	<u>TOTAL</u>
GENERAL FUND	\$ 0.419948	\$ 483,424	\$ 20,301,294	\$ 550,000	\$ 20,851,294
ROAD & BRIDGE SPECIAL	<u>0.065920</u>	483,424	<u>3,186,731</u>	<u>83,000</u>	<u>3,269,731</u>
TOTAL OPERATING FUNDS	<u>0.485868</u>		<u>23,488,025</u>	<u>633,000</u>	<u>24,121,025</u>
<u>DEBT SERVICE FUNDS</u>					
CERTIFICATES OF OBLIGATION, SERIES 2006	<u>0.024132</u>	483,424	<u>1,166,599</u>	<u>35,000</u>	<u>1,201,599</u>
TOTAL DEBT SERVICE FUNDS	<u>0.024132</u>		<u>1,166,599</u>	<u>35,000</u>	<u>1,201,599</u>
TOTAL COUNTY TAX RATE	\$ <u>0.510000</u>		\$ <u>24,654,624</u>	\$ <u>668,000</u>	\$ <u>25,322,624</u>

**SAN PATRICIO COUNTY, TEXAS  
TAX RATE BY FUNDS  
BUDGET 2015**

	TAX RATE BUDGET 2012	TAX RATE BUDGET 2013	TAX RATE BUDGET 2014	TAX RATE BUDGET 2015
<b>OPERATING FUNDS</b>				
Road & Bridge Special	\$ 0.072445	\$ 0.068846	\$ 0.070000	\$ 0.065920
General	0.475156	0.451547	0.423560	0.419948
<b>TOTAL OPERATING FUNDS</b>	<u>0.547601</u>	<u>0.520393</u>	<u>0.493560</u>	<u>0.485868</u>
<b>DEBT SERVICE FUNDS</b>				
<b>PERMANENT IMPROVEMENT BONDS</b>				
Certificates of Obligation, Series 2006	<u>0.034177</u>	<u>0.029607</u>	<u>0.026440</u>	<u>0.024132</u>
<b>TOTAL PERMANENT IMPROVEMENT BONDS</b>	<u>0.034177</u>	<u>0.029607</u>	<u>0.026440</u>	<u>0.024132</u>
<b>TOTAL DEBT SERVICE FUNDS</b>	<u>0.034177</u>	<u>0.029607</u>	<u>0.026440</u>	<u>0.024132</u>
<b>TOTAL COUNTY-WIDE TAX RATE</b>	<u>\$ 0.581778</u>	<u>\$ 0.550000</u>	<u>\$ 0.520000</u>	<u>\$ 0.510000</u>

## **GENERAL FUND**

---

**The General Fund is a constitutional fund and is utilized to account for all County revenues and expenditures except those which are required by law to be classed in other constitutional funds and such other funds that are presented separately to facilitate proper accountability.**

---

**SAN PATRICIO COUNTY, TEXAS  
GENERAL FUND  
BUDGET 2015**

	<u>2013 ACTUAL</u>	<u>2014 ESTIMATE</u>	<u>2015 BUDGET</u>
Beginning Balance	\$ <u>8,075,043</u>	\$ <u>8,842,400</u>	\$ <u>8,231,270</u>
Revenues	22,466,170	23,912,945	24,970,044
Transfers In	<u>0</u>	<u>0</u>	<u>0</u>
Total Revenues and Transfers In	<u>22,466,170</u>	<u>23,912,945</u>	<u>24,970,044</u>
Available Resources	<u>30,541,213</u>	<u>32,755,345</u>	<u>33,201,314</u>
Expenditures	20,614,516	22,138,953	24,636,929
Transfers Out	<u>1,084,297</u>	<u>2,385,122</u>	<u>3,538,777</u>
Total Expenditures and Transfer Out	<u>21,698,813</u>	<u>24,524,075</u>	<u>28,175,706</u>
Ending Balance	\$ <u><u>8,842,400</u></u>	\$ <u><u>8,231,270</u></u>	\$ <u><u>5,025,608</u></u>

**SAN PATRICIO COUNTY, TEXAS  
GENERAL FUND  
BUDGET 2015**

	2013 <u>ACTUAL</u>	2014 <u>ESTIMATE</u>	2015 <u>BUDGET</u>
<b>Revenues</b>			
310-110 Ad Valorem - Current	\$ 17,871,325	\$ 19,293,868	\$ 20,301,294
310-120 Ad Valorem - Delinquent	<u>616,270</u>	<u>554,468</u>	<u>550,000</u>
General Property Taxes	<u>18,487,595</u>	<u>19,848,336</u>	<u>20,851,294</u>
320-200 Building Permits	53,877	147,309	60,000
320-202 Septic Tank & Health Permits	<u>78,899</u>	<u>48,711</u>	<u>60,000</u>
Non-Busn Licenses/Permits	<u>132,776</u>	<u>196,020</u>	<u>120,000</u>
330-150 Indigent Defense Grant	43,488	30,263	35,000
330-402 FEMA-Public Assistance Grant	6,318	0	0
330-365 DEM-Operation Border Star	<u>33,750</u>	<u>29,390</u>	<u></u>
Grants	<u>83,556</u>	<u>59,653</u>	<u>35,000</u>
330-701 Franchise/Bingo Taxes	3,676	1,737	3,000
330-703 Beer, Wine and Liquor	465	643	600
330-705 Mixed Drink License	50,003	55,458	51,200
330-151 Judicial Fee	77,250	75,000	75,000
330-551 Tobacco Settlement Distribution	23,362	26,014	25,000
330-101 County Judge Supplement	15,125	10,372	12,800
330-200 County Attorney Supplement	35,000	35,000	35,000
330-416 Asst Prosecutor Longevity	4,020	4,400	4,400
330-202 Juror Expense Reimbursement	<u>21,202</u>	<u>21,435</u>	<u>22,900</u>
State Shared Revenue	<u>230,103</u>	<u>230,059</u>	<u>229,900</u>
330-801 Law Enforcement Contribs	50,877	51,695	250,000
330-802 Indirect Cost Reims	121,024	103,554	100,000
330-803 Drub Abuse/Treat/Rehab	1,800	0	0
330-805 Local Government Contributions	7,500	7,500	7,500
330-807 Election Fees	<u>69</u>	<u>234</u>	<u>0</u>
Shared Revenue/Local Govt	<u>181,270</u>	<u>162,983</u>	<u>357,500</u>
340-100 County Judge	7,247	6,550	6,900
340-102 County Sheriff	222,625	233,700	228,800
340-104 County Attorney	15,698	14,400	15,400
340-106 County Clerk	381,347	357,381	360,800
340-108 Tax Assessor-Collector	711,999	780,550	800,000
340-110 District Attorney	299	1,083	600
340-112 District Clerk	168,703	178,826	174,800
340-121 Justice of the Peace #1	10,380	10,914	10,900
340-122 Justice of the Peace #2	2,858	2,203	2,800
340-124 Justice of the Peace #4	8,267	8,132	7,900
340-125 Justice of the Peace #5	6,923	5,448	7,200
340-126 Justice of the Peace #6	9,471	7,911	9,600
340-128 Justice of the Peace #8	2,547	1,952	2,100
340-131 Constable #1	7,782	7,470	7,600
340-132 Constable #2	1,500	1,009	1,200
340-134 Constable #4	15,816	15,497	15,500
340-135 Constable #5	3,861	2,247	2,800
340-136 Constable #6	23,338	25,966	23,000
340-138 Constable #8	7,710	4,965	6,100

**SAN PATRICIO COUNTY, TEXAS  
GENERAL FUND  
BUDGET 2015**

	2013 <u>ACTUAL</u>	2014 <u>ESTIMATE</u>	2015 <u>BUDGET</u>
340-151 County Appointed Attorney	\$ 4,573	\$ 11,319	\$ 7,800
340-152 District Appointed Atty	<u>50,651</u>	<u>39,995</u>	<u>47,800</u>
Fees of Office	<u>1,663,595</u>	<u>1,717,518</u>	<u>1,739,600</u>
340-301 Court Cost Service Fees	110,885	112,602	112,000
340-303 Child Safety Court Cost	3,941	3,612	4,300
340-305 Traffic Court Cost	17,426	17,580	17,700
340-306 Child Safety Fee Veh Reg	10,424	11,338	11,000
340-314 BAT Offense	745	414	400
340-309 Arrest/Video Fees	5,309	4,470	5,000
340-311 Bail Bond Fees	10,445	9,440	10,000
340-315 Probate Training Fees	690	890	700
340-316 Probate Guardianship Fee	3,725	3,361	3,400
340-323 Inmate Telephone	85,478	71,808	71,000
340-401 Detention Service Charges	121,500	97,200	110,000
340-601 Waste Disposal Fees	60,969	62,045	63,100
340-701 Health Service Fees	51,513	36,700	36,000
340-998 Miscellaneous Fees	<u>9,831</u>	<u>9,313</u>	<u>9,300</u>
Other Fees	<u>492,881</u>	<u>440,773</u>	<u>453,900</u>
350-101 Justice of the Peace #1	202,628	200,708	198,500
350-102 Justice of the Peace #2	52,241	51,570	54,200
350-104 Justice of the Peace #4	95,022	117,878	98,300
350-105 Justice of the Peace #5	166,212	160,460	180,900
350-106 Justice of the Peace #6	170,767	235,008	196,400
350-108 Justice of the Peace #8	17,601	25,714	20,900
350-200 Bail Bond Forfeitures	0	0	0
350-201 Other Forfeitures	18,100	3,300	3,300
350-501 License & Weight	<u>50,135</u>	<u>49,002</u>	<u>50,800</u>
Fines & Forfeitures	<u>772,706</u>	<u>843,640</u>	<u>803,300</u>
360-101 Interest Earnings	<u>22,974</u>	<u>18,805</u>	<u>15,000</u>
Investment Earnings	<u>22,974</u>	<u>18,805</u>	<u>15,000</u>
370-100 Sale of Fixed Assets	23,700	17,406	23,000
370-101 Insurance Recovery-Assets	37,958	9,064	0
370-201 Rental Income	92,600	85,234	85,200
370-202 Fairgrounds Income	140,091	141,347	135,200
370-203 County Park Revenue	4,958	6,850	5,200
370-301 Coin Station Receipts	62	79	50
370-303 Concession Stand Income	34,515	38,590	34,900
370-399 Private Source Contributions	700	15,750	1,000
370-401 Refunds, Sundry	<u>64,130</u>	<u>80,838</u>	<u>80,000</u>
Other Revenue	<u>398,714</u>	<u>395,158</u>	<u>364,550</u>
<b>Total Revenues</b>	<u>\$ 22,466,170</u>	<u>\$ 23,912,945</u>	<u>\$ 24,970,044</u>

**SAN PATRICIO COUNTY, TEXAS  
GENERAL FUND  
BUDGET 2015**

	2013 <u>ACTUAL</u>	2014 <u>ESTIMATE</u>	2015 <u>BUDGET</u>
<b>400 County Judge</b>			
101 Elected Officials	\$ 87,600	\$ 91,230	\$ 95,042
110 Regular Employees	27,085	28,187	30,608
185 Phone Allowance	1,200	1,200	1,200
190 Longevity Pay	1,282	1,316	898
195 Overtime	288	118	250
210 Group Insurance	12,490	12,053	14,800
220 Social Security Taxes	8,708	8,272	9,792
230 Retirement Contributions	12,022	10,698	13,645
250 Unemployment Insurance	155	94	124
260 Workers' Compensation Ins	346	394	487
<i>Personal Services</i>	<u>151,176</u>	<u>153,562</u>	<u>166,846</u>
312 Conference and Assoc Dues	1,784	1,200	2,500
330 Pre-Employment Physicals	0	0	0
432 Vehicle Repairs/Maint	229	1,000	2,000
434 Equipment Repairs/Maint	24	1,030	2,000
442 Vehicle/Equipment Rental	2,379	2,484	3,000
520 Insurance/Bond Premiums	588	941	1,000
530 Telephone	2,293	2,261	2,200
538 Postage	500	772	700
580 Travel	1,578	3,566	6,000
<i>Other Services and Charges</i>	<u>9,375</u>	<u>13,254</u>	<u>19,400</u>
610 General Supplies	181	587	1,000
626 Fuel, Oil, Lubricants	63	800	2,000
650 NCO Furniture/Equipment	0	0	0
<i>Supplies</i>	<u>244</u>	<u>1,387</u>	<u>3,000</u>
740 Machinery and Equipment	<u>34,492</u>	<u>0</u>	<u>0</u>
<i>Capital Outlay</i>	<u>34,492</u>	<u>0</u>	<u>0</u>
<b>County Judge</b>	<u>195,287</u>	<u>168,203</u>	<u>189,246</u>



**SAN PATRICIO COUNTY, TEXAS  
GENERAL FUND  
BUDGET 2015**

	2013 <u>ACTUAL</u>	2014 <u>ESTIMATE</u>	2015 <u>BUDGET</u>
<b>403 County Clerk</b>			
101 Elected Officials	\$ 59,593	\$ 62,574	\$ 65,703
110 Regular Employees	328,490	357,323	396,516
115 Temporary Employees	21,593	19,354	29,548
185 Phone Allowance	780	780	780
190 Longevity Pay	5,695	5,646	6,058
195 Overtime	4,951	7,617	6,000
210 Group Insurance	97,678	113,183	111,000
220 Social Security Taxes	30,782	32,483	36,930
230 Retirement Contributions	40,866	47,113	51,462
250 Unemployment Insurance	2,021	1,253	1,664
260 Workers' Compensation Ins	1,309	1,543	1,922
<i>Personal Services</i>	<u>593,758</u>	<u>648,869</u>	<u>707,583</u>
312 Conference and Assoc Dues	1,130	2,420	3,000
330 Pre-Employment Physicals	74	100	400
434 Equipment Repairs/Maint	3,022	5,015	15,000
442 Vehicle/Equipment Rental	0	630	0
520 Insurance/Bond Premiums	6,495	6,129	3,800
530 Telephone	7,487	7,058	4,000
538 Postage	9,016	12,431	12,000
540 Public Notices	0	0	200
580 Travel	2,586	3,351	6,000
598 Misc Services & Charges	174	1,620	2,000
<i>Other Services and Charges</i>	<u>29,984</u>	<u>38,754</u>	<u>46,400</u>
610 General Supplies	24,913	12,965	28,000
650 NCO Furniture/Equipment	1,737	500	3,500
<i>Supplies</i>	<u>26,650</u>	<u>13,465</u>	<u>31,500</u>
740 Machinery and Equipment	0	0	0
<i>Capital Outlay</i>	<u>0</u>	<u>0</u>	<u>0</u>
<b>County Clerk</b>	<u>650,392</u>	<u>701,088</u>	<u>785,483</u>

**SAN PATRICIO COUNTY, TEXAS  
GENERAL FUND  
BUDGET 2015**

	2013 <u>ACTUAL</u>	2014 <u>ESTIMATE</u>	2015 <u>BUDGET</u>
<b>405</b>			
<b>Veterans' Service</b>			
110 Regular Employees	\$ 38,002	\$ 39,664	\$ 44,570
115 Temporary Employees	0	0	0
190 Longevity Pay	141	173	249
195 Overtime	34	10	0
210 Group Insurance	8,667	7,403	10,854
220 Social Security Taxes	2,676	2,531	3,429
230 Retirement Contributions	2,689	3,462	4,778
250 Unemployment Insurance	121	74	179
260 Workers' Compensation Ins	119	137	170
<i>Personal Services</i>	<u>52,449</u>	<u>53,454</u>	<u>64,229</u>
312 Conference and Assoc Dues	0	250	850
330 Pre-Employment Physicals	0	0	100
434 Equipment Repairs/Maint	0	276	260
442 Vehicle/Equipment Rental	0	125	250
520 Insurance/Bond Premiums	1,399	1,476	250
530 Telephone	875	791	700
538 Postage	114	185	570
540 Public Notices	0	100	200
580 Travel	397	2,525	3,000
598 Misc Services & Charges	0	0	0
<i>Other Services and Charges</i>	<u>2,785</u>	<u>5,728</u>	<u>6,180</u>
610 General Supplies	178	339	650
650 NCO Furniture/Equipment	0	0	0
<i>Supplies</i>	<u>178</u>	<u>339</u>	<u>650</u>
740 Machinery and Equipment	0	0	0
Capital Outlay	<u>0</u>	<u>0</u>	<u>0</u>
<b>Veterans' Service</b>	<u>55,412</u>	<u>59,521</u>	<u>71,059</u>

**SAN PATRICIO COUNTY, TEXAS  
GENERAL FUND  
BUDGET 2015**

	2013 <u>ACTUAL</u>	2014 <u>ESTIMATE</u>	2015 <u>BUDGET</u>
<b>406</b>	<b><i>Emergency Management</i></b>		
110	\$ 118,106	\$ 118,368	\$ 133,242
185	1,560	1,560	1,560
190	1,194	1,284	1,386
195	900	747	600
210	12,523	12,057	22,200
220	9,298	8,336	10,464
230	12,462	10,480	14,582
250	704	384	547
260	352	403	512
	<u>157,099</u>	<u>153,619</u>	<u>185,093</u>
	<i>Personal Services</i>		
312	2,360	3,530	3,000
330	0	0	300
432	5,009	8,628	5,000
434	3,985	1,971	5,000
442	630	2,500	5,000
520	1,080	1,090	1,800
530	3,592	3,275	4,000
538	851	1,211	1,000
540	1,176	500	1,000
580	6,700	9,580	7,000
598	514	2,527	5,000
	<u>25,897</u>	<u>34,812</u>	<u>38,100</u>
	<i>Other Services and Charges</i>		
610	2,923	2,907	5,000
626	8,747	9,069	12,500
627	1,356	1,509	3,000
650	4,450	1,200	2,400
	<u>17,476</u>	<u>14,685</u>	<u>22,900</u>
	<i>Supplies</i>		
740	0		0
	<u>0</u>	<u>0</u>	<u>0</u>
	<i>Capital Outlay</i>		
	<u>200,472</u>	<u>203,116</u>	<u>246,093</u>
	<b><i>Emergency Management</i></b>		

**SAN PATRICIO COUNTY, TEXAS  
GENERAL FUND  
BUDGET 2015**

	2013 <u>ACTUAL</u>	2014 <u>ESTIMATE</u>	2015 <u>BUDGET</u>
<b>408</b>			
<b>Printing Department</b>			
110 Regular Employees	\$ 42,895	\$ 45,039	\$ 47,291
115 Temporary Employees	0	0	0
190 Longevity Pay	644	679	715
195 Overtime	1,206	1,048	1,200
210 Group Insurance	7,049	6,797	7,400
220 Social Security Taxes	3,067	2,864	3,764
230 Retirement Contributions	4,577	4,059	5,245
250 Unemployment Insurance	254	150	197
260 Workers' Compensation Ins	300	341	427
<i>Personal Services</i>	<u>59,992</u>	<u>60,977</u>	<u>66,239</u>
312 Conference and Assoc Dues	0	0	50
330 Pre-Employment Physicals	0	0	100
434 Equipment Repairs/Maint	2,814	8,000	8,000
442 Vehicle/Equipment Rental	1,669	1,812	2,012
520 Insurance/Bond Premiums	207	204	400
530 Telephone	571	417	400
538 Postage	0	8	15
540 Public Notices	0	25	50
580 Travel	0	50	100
598 Misc Services & Charges	0	0	0
<i>Other Services and Charges</i>	<u>5,261</u>	<u>10,516</u>	<u>11,127</u>
610 General Supplies	20,909	30,726	30,000
650 NCO Furniture/Equipment	0	125	50
<i>Supplies</i>	<u>20,909</u>	<u>30,851</u>	<u>30,050</u>
740 Machinery and Equipment	0	0	0
<i>Capital Outlay</i>	<u>0</u>	<u>0</u>	<u>0</u>
<b>Printing Department</b>	<u>86,162</u>	<u>102,344</u>	<u>107,416</u>

**SAN PATRICIO COUNTY, TEXAS  
GENERAL FUND  
BUDGET 2015**

	2013 <u>ACTUAL</u>	2014 <u>ESTIMATE</u>	2015 <u>BUDGET</u>
<b>410 Personnel Department</b>			
110 Regular Employees	\$ 101,205	\$ 106,266	\$ 116,105
185 Phone Allowance	600	600	600
190 Longevity Pay	953	1,025	1,097
195 Overtime	1,101	1,591	2,000
210 Group Insurance	19,320	18,641	22,200
220 Social Security Taxes	7,550	7,189	9,164
230 Retirement Contributions	10,625	9,534	12,770
250 Unemployment Insurance	592	353	479
260 Workers' Compensation Ins	310	351	456
<i>Personal Services</i>	<u>142,256</u>	<u>145,550</u>	<u>164,871</u>
312 Conference and Assoc Dues	1,053	2,103	4,500
330 Pre-Employment Physicals	0	500	1,000
341 Other Professional Services	0	5,750	5,000
434 Equipment Repairs/Maint	0	750	1,500
520 Insurance/Bond Premiums	525	604	600
530 Telephone	1,443	1,346	1,500
538 Postage	881	1,368	2,000
540 Public Notices	0	250	500
580 Travel	3,978	3,209	3,000
598 Misc Services & Charges	325	2,657	2,100
<i>Other Services and Charges</i>	<u>8,205</u>	<u>18,537</u>	<u>21,700</u>
610 General Supplies	737	3,788	6,000
641 Books, Subscriptions	495	500	1,000
650 NCO Furniture/Equipment	1,717	500	1,000
698 Other Supplies	10,755	25,745	16,000
<i>Supplies</i>	<u>13,704</u>	<u>30,533</u>	<u>24,000</u>
<b>Personnel Department</b>	<u>164,165</u>	<u>194,620</u>	<u>210,571</u>

**SAN PATRICIO COUNTY, TEXAS  
GENERAL FUND  
BUDGET 2015**

	2013 <u>ACTUAL</u>	2014 <u>ESTIMATE</u>	2015 <u>BUDGET</u>
<b>412</b>			
<b>Records Management</b>			
110 Regular Employees	\$ 17,664	\$ 20,800	\$ 21,840
190 Longevity Pay	13	36	86
195 Overtime	180	213	500
210 Group Insurance	6,440	6,214	7,400
220 Social Security Taxes	1,343	1,415	1,715
230 Retirement Contributions	1,827	1,822	2,390
250 Unemployment Insurance	102	67	90
260 Workers' Compensation Ins	55	68	85
<i>Personal Services</i>	<u>27,624</u>	<u>30,635</u>	<u>34,106</u>
312 Conference and Assoc Dues	0	250	500
330 Pre-Employment Physicals	0	50	100
341 Other Professional Services	0	0	0
410 Utilities	5,914	3,839	6,900
434 Equipment Repairs/Maint	0	250	500
520 Insurance/Bond Premiums	1,272	1,299	1,300
530 Telephone	223	280	300
580 Travel	47	200	400
<i>Other Services and Charges</i>	<u>7,456</u>	<u>6,168</u>	<u>10,000</u>
610 General Supplies	0	500	1,000
641 Books, Subscriptions	0	100	200
<i>Supplies</i>	<u>0</u>	<u>600</u>	<u>1,200</u>
740 Machinery and Equipment	0	0	0
<i>Capital Outlay</i>	<u>0</u>	<u>0</u>	<u>0</u>
<b>Records Management</b>	<u>35,080</u>	<u>37,403</u>	<u>45,306</u>

**SAN PATRICIO COUNTY, TEXAS  
GENERAL FUND  
BUDGET 2015**

	2013 <u>ACTUAL</u>	2014 <u>ESTIMATE</u>	2015 <u>BUDGET</u>
<b>414 Personnel Safety</b>			
110 Regular Employees	\$ 22,800	\$ 25,000	\$ 26,250
185 Phone Allowance	600	600	600
190 Longevity Pay	105	140	176
195 Overtime	427	294	200
210 Group Insurance	6,440	7,767	7,400
220 Social Security Taxes	1,831	1,794	2,082
230 Retirement Contributions	2,448	2,265	2,902
250 Unemployment Insurance	137	84	109
260 Workers' Compensation Ins	68	81	102
<i>Personal Services</i>	<u>34,856</u>	<u>38,025</u>	<u>39,821</u>
312 Conference and Assoc Dues	3,791	2,890	5,000
330 Pre-Employment Physicals	0	0	0
432 Vehicle Repairs/Maint	0	0	0
520 Insurance/Bond Premiums	180	187	250
530 Telephone	457	501	200
580 Travel	8,354	8,717	11,000
598 Misc Services & Charges	2,962	8,442	11,000
<i>Other Services and Charges</i>	<u>15,744</u>	<u>20,737</u>	<u>27,450</u>
610 General Supplies	9,793	13,952	15,000
650 NCO Furniture/Equipment	0	0	0
<i>Supplies</i>	<u>9,793</u>	<u>13,952</u>	<u>15,000</u>
740 Machinery and Equipment	0	0	0
<i>Capital Outlay</i>	<u>0</u>	<u>0</u>	<u>0</u>
<b>Personnel Safety</b>	<u>60,393</u>	<u>72,714</u>	<u>82,271</u>

**SAN PATRICIO COUNTY, TEXAS  
GENERAL FUND  
BUDGET 2015**

	2013 <u>ACTUAL</u>	2014 <u>ESTIMATE</u>	2015 <u>BUDGET</u>
<b>416</b>			
<b><i>Information Services</i></b>			
110 Regular Employees	\$ 167,191	\$ 175,552	\$ 184,329
185 Phone Allowance	2,400	2,400	2,400
190 Longevity Pay	1,951	2,049	2,240
195 Overtime	0	250	500
210 Group Insurance	29,027	30,647	30,340
220 Social Security Taxes	12,299	13,173	14,494
230 Retirement Contributions	17,549	19,548	20,197
250 Unemployment Insurance	946	562	758
260 Workers' Compensation Ins	541	580	721
<i>Personal Services</i>	<u>231,904</u>	<u>244,761</u>	<u>255,979</u>
312 Conference and Assoc Dues	119	0	5,000
330 Pre-Employment Physicals	0	0	100
341 Other Professional Services	0	0	3,500
434 Equipment Repairs/Maint	106,248	309,247	330,871
442 Vehicle/Equipment Rental	0	1,000	2,000
520 Insurance/Bond Premiums	1,047	1,016	1,450
530 Telephone	39,025	78,667	65,952
538 Postage	32	168	500
540 Public Notices	0	0	50
580 Travel	4,469	5,269	5,000
<i>Other Services and Charges</i>	<u>150,940</u>	<u>395,367</u>	<u>414,423</u>
610 General Supplies	32,350	31,996	30,000
641 Books, Subscriptions	62	0	1,000
650 NCO Furniture/Equipment	51,368	15,163	162,500
<i>Supplies</i>	<u>83,780</u>	<u>47,159</u>	<u>193,500</u>
740 Machinery and Equipment	14,274	0	0
<i>Capital Outlay</i>	<u>14,274</u>	<u>0</u>	<u>0</u>
<b><i>Information Services</i></b>	<u>480,898</u>	<u>687,287</u>	<u>863,902</u>



**SAN PATRICIO COUNTY, TEXAS  
GENERAL FUND  
BUDGET 2015**

	2013 <u>ACTUAL</u>	2014 <u>ESTIMATE</u>	2015 <u>BUDGET</u>
<b>418 ADA Coordinator</b>			
110 Regular Employees	\$ 2,252	\$ 2,128	\$ 2,483
190 Longevity Pay	0	0	9
195 Overtime	0	0	0
210 Group Insurance	388	395	740
220 Social Security Taxes	171	143	191
230 Retirement Contributions	230	180	266
250 Unemployment Insurance	0	0	10
260 Workers' Compensation Ins	7	7	9
<i>Personal Services</i>	<u>3,048</u>	<u>2,853</u>	<u>3,708</u>
312 Conference and Assoc Dues	0	75	120
520 Insurance/Bond Premiums	3	3	12
580 Travel	0	60	1,500
<i>Other Services and Charges</i>	<u>3</u>	<u>138</u>	<u>1,632</u>
<b>ADA Coordinator</b>	<u>3,051</u>	<u>2,991</u>	<u>5,340</u>
<b>449 Non-Departmental</b>			
312 Conference and Assoc Dues	\$ 33,714	\$ 16,807	\$ 13,000
334 Accounting/Auditing Svcs	30,635	30,000	30,000
336 Engineering/Architectural	2,053	3,500	7,000
341 Other Professional Services	22,556	12,000	12,000
434 Equipment Repairs/Maint	10,148	7,000	12,000
442 Vehicle/Equipment Rental	3,333	7,109	0
501 Econ Development Services	105,000	0	0
520 Insurance/Bond Premiums	1,406	645	2,500
530 Telephone	5,151	0	15,000
538 Postage	25	0	100
540 Public Notices	11,959	972	5,000
598 Misc Services & Charges	86,762	29,000	12,000
<i>Other Services and Charges</i>	<u>312,742</u>	<u>107,033</u>	<u>108,600</u>
610 General Supplies	12,275	17,186	30,000
650 NCO Furniture/Equipment	0	0	0
<i>Supplies</i>	<u>12,275</u>	<u>17,186</u>	<u>30,000</u>
740 Machinery and Equipment	0	0	0
<i>Capital Outlay</i>	<u>0</u>	<u>0</u>	<u>0</u>
<b>Non-Departmental</b>	<u>325,017</u>	<u>124,219</u>	<u>138,600</u>
<b>GENERAL ADMINISTRATION</b>	<u>2,256,329</u>	<u>2,353,506</u>	<u>2,745,287</u>

**SAN PATRICIO COUNTY, TEXAS  
GENERAL FUND  
BUDGET 2015**

	2013 <u>ACTUAL</u>	2014 <u>ESTIMATE</u>	2015 <u>BUDGET</u>
<b>450 County Court</b>			
110 Regular Employees	\$ 83,586	\$ 92,078	\$ 99,767
115 Temporary Employees	0	0	0
190 Longevity Pay	349	392	486
195 Overtime	2,154	3,310	1,200
210 Group Insurance	11,545	12,427	14,800
220 Social Security Taxes	6,823	6,549	7,762
230 Retirement Contributions	8,801	8,316	10,815
250 Unemployment Insurance	523	306	406
260 Workers' Compensation Ins	638	771	919
<i>Personal Services</i>	<u>114,419</u>	<u>124,149</u>	<u>136,155</u>
312 Conference and Assoc Dues	0	0	500
321 Visiting Judge Expense	7,263	7,950	12,000
329 Court Reporter Services	0	0	0
330 Pre-Employment Physicals	61	0	110
332 Attorney Fees	52,846	80,494	95,000
343 Translator Services	405	1,207	3,000
351 Juror Expense	6,450	15,912	35,000
434 Equipment Repairs/Maint	0	0	500
520 Insurance/Bond Premiums	1,223	1,339	1,600
580 Travel	0	500	1,000
598 Misc Services & Charges	692	1,727	1,500
<i>Other Services and Charges</i>	<u>68,940</u>	<u>109,129</u>	<u>150,210</u>
610 General Supplies	<u>1,104</u>	<u>750</u>	<u>1,500</u>
<i>Supplies</i>	<u>1,104</u>	<u>750</u>	<u>1,500</u>
740 Machinery and Equipment	<u>0</u>	<u>0</u>	<u>0</u>
<i>Capital Outlay</i>	<u>0</u>	<u>0</u>	<u>0</u>
<b>County Court</b>	<u>184,463</u>	<u>234,028</u>	<u>287,865</u>

**SAN PATRICIO COUNTY, TEXAS  
GENERAL FUND  
BUDGET 2015**

	2013 <u>ACTUAL</u>	2014 <u>ESTIMATE</u>	2015 <u>BUDGET</u>
<b>451 County Court-at-Law Judge</b>			
101 Elected Officials	\$ 125,836	\$ 139,000	\$ 139,000
110 Regular Employees	30,700	45,370	47,639
190 Longevity Pay	75	112	203
195 Overtime	268	433	1,000
210 Group Insurance	6,440	6,214	14,800
220 Social Security Taxes	11,040	12,726	14,370
230 Retirement Contributions	16,049	16,061	20,024
250 Unemployment Insurance	180	147	195
260 Workers' Compensation Ins	458	595	716
<i>Personal Services</i>	<u>191,046</u>	<u>220,658</u>	<u>237,947</u>
312 Conference and Assoc Dues	1,680	1,350	3,000
330 Pre-Employment Physicals	0	0	110
434 Equipment Repairs/Maint	24	262	500
520 Insurance/Bond Premiums	600	436	2,050
530 Telephone	2,144	2,155	2,000
538 Postage	2,101	3,283	2,500
540 Public Notices	40	0	200
580 Travel	2,656	2,913	5,000
<i>Other Services and Charges</i>	<u>9,245</u>	<u>10,399</u>	<u>15,360</u>
610 General Supplies	582	1,042	2,000
641 Books, Subscriptions	240	946	750
<i>Supplies</i>	<u>822</u>	<u>1,988</u>	<u>2,750</u>
<b>County Court-at-Law Judge</b>	<u>201,113</u>	<u>233,045</u>	<u>256,057</u>

**SAN PATRICIO COUNTY, TEXAS  
GENERAL FUND  
BUDGET 2015**

	2013 <u>ACTUAL</u>	2014 <u>ESTIMATE</u>	2015 <u>BUDGET</u>
<b>460</b>	<b><i>District Court</i></b>		
110	\$ 0	\$ 0	\$ 0
190	0	0	0
210	0	0	0
220	76	195	0
230	0	0	0
250	3	0	0
260	0	0	0
	<u>79</u>	<u>195</u>	<u>0</u>
	<i>Personal Services</i>		
312	\$ 0	\$ 0	\$ 500
321	11,753	11,094	12,000
329	0	0	1,000
332	302,452	342,187	400,000
335	4,038	5,500	10,000
341	2,413	4,375	7,500
351	62,390	62,544	70,000
434	1,293	560	5,000
520	340	292	850
530	345	1,296	500
538	0	0	100
540	0	0	100
580	0	0	0
598	1,164	1,600	3,200
	<u>386,188</u>	<u>429,448</u>	<u>510,750</u>
	<i>Other Services and Charges</i>		
610	2,046	1,892	2,000
630	447	358	1,000
650	878	1,329	7,500
	<u>3,371</u>	<u>3,579</u>	<u>10,500</u>
	<i>Supplies</i>		
740	0	0	0
	<u>0</u>	<u>0</u>	<u>0</u>
	<i>Capital Outlay</i>		
	<u>389,638</u>	<u>433,222</u>	<u>521,250</u>
	<b><i>District Court</i></b>		

**SAN PATRICIO COUNTY, TEXAS  
GENERAL FUND  
BUDGET 2015**

	2013 <u>ACTUAL</u>	2014 <u>ESTIMATE</u>	2015 <u>BUDGET</u>
<b>465</b>	<b><i>District Clerk</i></b>		
101	\$ 59,594	\$ 62,574	\$ 65,703
110	168,412	194,972	259,889
115	2,446	5,702	10,088
185	780	780	780
190	1,634	1,776	3,051
195	1,691	1,770	2,000
210	65,247	76,459	88,800
220	16,374	19,127	26,125
230	23,745	28,540	36,405
250	970	660	1,098
260	879	1,057	1,300
	<u>341,772</u>	<u>393,417</u>	<u>495,239</u>
	<i>Personal Services</i>		
312	500	525	1,000
330	0	81	250
434	776	336	4,000
442	2,200	3,300	3,800
520	1,842	1,999	3,300
530	5,230	5,101	4,800
538	9,468	10,311	10,000
540	0	0	100
580	860	1,387	3,000
598	692	1,526	1,400
	<u>21,568</u>	<u>24,566</u>	<u>31,650</u>
	<i>Other Services and Charges</i>		
610	4,779	10,579	11,000
650	1,700	2,600	8,400
	<u>6,479</u>	<u>13,179</u>	<u>19,400</u>
	<i>Supplies</i>		
740	0	0	0
	<u>0</u>	<u>0</u>	<u>0</u>
	<i>Capital Outlay</i>		
	<u>369,819</u>	<u>431,162</u>	<u>546,289</u>
	<b><i>District Clerk</i></b>		

**SAN PATRICIO COUNTY, TEXAS  
GENERAL FUND  
BUDGET 2015**

	2013 <u>ACTUAL</u>	2014 <u>ESTIMATE</u>	2015 <u>BUDGET</u>
<b>471</b>	<b><i>Justice of the Peace #1</i></b>		
101	\$ 47,364	\$ 49,732	\$ 52,219
110	64,546	72,259	77,305
115	0	0	0
185	780	780	780
190	1,307	1,336	1,569
195	122	105	200
210	23,627	24,855	29,600
220	8,552	8,328	10,104
230	11,674	10,789	14,078
250	358	233	314
260	344	400	502
	<u>158,674</u>	<u>168,817</u>	<u>186,671</u>
	<i>Personal Services</i>		
312	1,052	580	1,100
321	0	0	100
330	0	0	0
351	0	0	100
434	24	512	1,000
442	360	295	500
520	993	856	1,000
530	1,911	1,665	1,800
538	3,156	2,755	3,633
580	5,597	3,627	6,072
598	71	50	100
	<u>13,164</u>	<u>10,340</u>	<u>15,405</u>
	<i>Other Services and Charges</i>		
610	3,398	4,306	5,000
650	0	0	1,900
	<u>3,398</u>	<u>4,306</u>	<u>6,900</u>
	<i>Supplies</i>		
740	0	0	0
	<u>0</u>	<u>0</u>	<u>0</u>
	<i>Capital Outlay</i>		
	<u>175,236</u>	<u>183,463</u>	<u>208,976</u>
	<b><i>Justice of the Peace #1</i></b>		

**SAN PATRICIO COUNTY, TEXAS  
GENERAL FUND  
BUDGET 2015**

	2013 <u>ACTUAL</u>	2014 <u>ESTIMATE</u>	2015 <u>BUDGET</u>
<b>472</b>	<b><i>Justice of the Peace #2</i></b>		
101	\$ 46,013	\$ 48,314	\$ 50,730
110	34,074	43,021	43,680
115	0	0	0
185	780	780	780
190	309	378	522
195	650	313	0
210	17,720	18,641	22,200
220	6,260	6,240	7,322
230	8,371	7,864	10,203
250	212	131	176
260	336	293	364
	<u>114,725</u>	<u>125,975</u>	<u>135,977</u>
	<i>Personal Services</i>		
312	865	870	1,600
321	320	150	500
330	61	0	0
410	3,839	4,110	3,500
434	24	2,512	5,000
441	6,500	6,000	6,000
520	768	771	775
530	10,040	13,709	11,420
538	504	690	940
580	4,977	7,752	5,000
598	0	180	600
	<u>27,898</u>	<u>36,744</u>	<u>35,335</u>
	<i>Other Services and Charges</i>		
610	2,729	2,689	3,000
650	0	500	1,000
	<u>2,729</u>	<u>3,189</u>	<u>4,000</u>
	<i>Supplies</i>		
740	0	0	0
	<u>0</u>	<u>0</u>	<u>0</u>
	<i>Capital Outlay</i>		
	<u>145,352</u>	<u>165,908</u>	<u>175,312</u>
	<b><i>Justice of the Peace #2</i></b>		

**SAN PATRICIO COUNTY, TEXAS  
GENERAL FUND  
BUDGET 2015**

	2013 <u>ACTUAL</u>	2014 <u>ESTIMATE</u>	2015 <u>BUDGET</u>
<b>474 Justice of the Peace #4</b>			
101 Elected Officials	\$ 46,013	\$ 48,364	\$ 50,730
110 Regular Employees	40,890	41,394	47,910
115 Temporary Employees	0	0	0
185 Phone Allowance	780	780	780
190 Longevity Pay	757	785	904
195 Overtime	1,361	2,885	2,760
210 Group Insurance	19,354	15,082	22,200
220 Social Security Taxes	6,475	6,078	7,885
230 Retirement Contributions	9,186	8,120	10,989
250 Unemployment Insurance	240	136	204
260 Workers' Compensation Ins	268	312	393
<i>Personal Services</i>	<u>125,324</u>	<u>123,936</u>	<u>144,755</u>
312 Conference and Assoc Dues	1,341	665	1,500
321 Court Costs	40	150	300
351 Juror Expense	0	300	1,000
434 Equipment Repairs/Maint	24	162	300
520 Insurance/Bond Premiums	697	701	757
530 Telephone	8,307	12,068	11,500
538 Postage	675	1,380	1,500
580 Travel	5,855	7,198	6,500
598 Misc Services & Charges	183	243	250
<i>Other Services and Charges</i>	<u>17,122</u>	<u>22,867</u>	<u>23,607</u>
610 General Supplies	775	4,270	2,500
650 NCO Furniture/Equipment	0	1,000	1,500
<i>Supplies</i>	<u>775</u>	<u>5,270</u>	<u>4,000</u>
740 Machinery and Equipment	0	0	0
<i>Capital Outlay</i>	<u>0</u>	<u>0</u>	<u>0</u>
<b>Justice of the Peace #4</b>	<u>143,221</u>	<u>152,073</u>	<u>172,362</u>



**SAN PATRICIO COUNTY, TEXAS  
GENERAL FUND  
BUDGET 2015**

	2013 <u>ACTUAL</u>	2014 <u>ESTIMATE</u>	2015 <u>BUDGET</u>
<b>475</b>			
<b><i>Justice of the Peace #5</i></b>			
101 Elected Officials	\$ 46,013	\$ 48,460	\$ 50,730
110 Regular Employees	40,411	48,229	71,594
185 Phone Allowance	780	780	780
190 Longevity Pay	800	634	844
195 Overtime	1,449	1,208	2,000
210 Group Insurance	19,895	20,022	29,600
220 Social Security Taxes	6,530	6,632	9,635
230 Retirement Contributions	9,151	8,872	13,426
250 Unemployment Insurance	263	178	296
260 Workers' Compensation Ins	343	408	479
<i>Personal Services</i>	<u>125,635</u>	<u>135,423</u>	<u>179,384</u>
312 Conference and Assoc Dues	1,590	1,200	1,700
321 Court Costs	0	100	100
330 Pre-Employment Physicals	95	0	100
434 Equipment Repairs/Maint	107	1,194	1,000
520 Insurance/Bond Premiums	953	903	1,400
530 Telephone	8,490	13,446	11,500
538 Postage	816	888	3,000
580 Travel	8,630	6,994	9,500
<i>Other Services and Charges</i>	<u>20,681</u>	<u>24,725</u>	<u>28,300</u>
610 General Supplies	2,915	1,571	4,000
650 NCO Furniture/Equipment	0	856	1,000
<i>Supplies</i>	<u>2,915</u>	<u>2,427</u>	<u>5,000</u>
740 Machinery and Equipment	0	0	0
<i>Capital Outlay</i>	<u>0</u>	<u>0</u>	<u>0</u>
<b><i>Justice of the Peace #5</i></b>	<u>149,231</u>	<u>162,575</u>	<u>212,684</u>

**SAN PATRICIO COUNTY, TEXAS  
GENERAL FUND  
BUDGET 2015**

	2013 <u>ACTUAL</u>	2014 <u>ESTIMATE</u>	2015 <u>BUDGET</u>
<b>476</b>	<b><i>Justice of the Peace #6</i></b>		
101	\$ 46,013	\$ 48,314	\$ 50,730
110	38,989	37,034	45,919
115	0	0	0
185	780	780	780
190	647	684	755
195	232	348	400
210	19,320	15,880	22,200
220	6,584	5,927	7,542
230	8,865	7,419	10,510
250	222	127	187
260	256	302	376
	<u>121,908</u>	<u>116,815</u>	<u>139,399</u>
	<i>Personal Services</i>		
312	300	520	1,000
321	90	281	400
330	0	0	100
434	587	512	1,000
520	757	761	850
530	8,794	13,062	10,500
538	1,168	911	1,245
580	3,155	6,143	3,500
	<u>14,851</u>	<u>22,190</u>	<u>18,595</u>
	<i>Other Services and Charges</i>		
610	3,655	1,489	3,500
650	546	650	1,300
	<u>4,201</u>	<u>2,139</u>	<u>4,800</u>
	<i>Supplies</i>		
740	0	0	0
	<u>0</u>	<u>0</u>	<u>0</u>
	<i>Capital Outlay</i>		
	<u>140,960</u>	<u>141,144</u>	<u>162,794</u>
	<b><i>Justice of the Peace #6</i></b>		

**SAN PATRICIO COUNTY, TEXAS  
GENERAL FUND  
BUDGET 2015**

	2013 <u>ACTUAL</u>	2014 <u>ESTIMATE</u>	2015 <u>BUDGET</u>
<b>478</b>	<b><i>Justice of the Peace #8</i></b>		
101	\$ 46,013	\$ 47,412	\$ 50,730
110	26,052	22,662	28,723
185	780	780	780
190	568	608	590
210	6,455	6,223	14,800
220	5,524	6,002	6,183
230	7,510	6,696	8,616
250	150	89	115
260	216	248	307
	<u>93,268</u>	<u>90,720</u>	<u>110,844</u>
	<i>Personal Services</i>		
312	200	400	1,000
321	190	0	200
332	10	200	400
434	24	24	100
441	9,600	9,600	9,600
520	591	640	1,000
530	7,875	11,922	12,000
538	460	420	500
580	1,829	1,950	5,000
598	0	50	100
	<u>20,779</u>	<u>25,206</u>	<u>29,900</u>
	<i>Other Services and Charges</i>		
610	1,569	934	2,500
650	0	0	0
	<u>1,569</u>	<u>934</u>	<u>2,500</u>
	<i>Supplies</i>		
740	0	0	0
	<u>0</u>	<u>0</u>	<u>0</u>
	<i>Capital Outlay</i>		
	<u>115,616</u>	<u>116,860</u>	<u>143,244</u>
	<b><i>Justice of the Peace #8</i></b>		
<b>490</b>	<b><i>Judiciary Support</i></b>		
352	7,941	8,918	10,000
520	4	7	7
	<u>7,945</u>	<u>8,925</u>	<u>10,007</u>
	<i>Other Services and Charges</i>		
	<u>7,945</u>	<u>8,925</u>	<u>10,007</u>
	<b><i>Judiciary Support</i></b>		
	<u>7,945</u>	<u>8,925</u>	<u>10,007</u>
	<b><i>JUDICIAL</i></b>		
	<u>2,022,594</u>	<u>2,262,405</u>	<u>2,696,840</u>

**SAN PATRICIO COUNTY, TEXAS  
GENERAL FUND  
BUDGET 2015**

	2013 <u>ACTUAL</u>	2014 <u>ESTIMATE</u>	2015 <u>BUDGET</u>
<b>500 County Attorney</b>			
101 Elected Officials	\$ 104,776	\$ 110,884	\$ 114,652
110 Regular Employees	300,152	312,744	332,817
115 Temporary Employees	0	0	0
185 Phone Allowance	2,727	2,700	2,700
190 Longevity Pay	6,647	7,109	12,883
195 Overtime	11,326	5,622	5,500
210 Group Insurance	51,294	56,496	59,200
220 Social Security Taxes	30,405	31,369	35,845
230 Retirement Contributions	43,591	47,636	49,949
250 Unemployment Insurance	1,814	1,075	1,410
260 Workers' Compensation Ins	165	174	233
<i>Personal Services</i>	<u>552,897</u>	<u>575,809</u>	<u>615,189</u>
312 Conference and Assoc Dues	5,062	5,920	5,300
330 Pre-Employment Physicals	61	0	150
434 Equipment Repairs/Maint	1,056	1,175	2,000
520 Insurance/Bond Premiums	2,252	2,500	2,500
530 Telephone	4,598	4,723	3,000
538 Postage	2,016	2,133	4,000
540 Public Notices	1,834	234	1,500
580 Travel	9,299	9,427	8,000
598 Misc Services & Charges	293	280	400
<i>Other Services and Charges</i>	<u>26,471</u>	<u>26,392</u>	<u>26,850</u>
610 General Supplies	9,472	6,524	12,000
641 Books, Subscriptions	2,574	1,520	2,000
650 NCO Furniture/Equipment	0	1,000	2,000
<i>Supplies</i>	<u>12,046</u>	<u>9,044</u>	<u>16,000</u>
740 Machinery and Equipment	0	4,000	0
<i>Capital Outlay</i>	<u>0</u>	<u>4,000</u>	<u>0</u>
<b>County Attorney</b>	<u>591,414</u>	<u>615,245</u>	<u>658,039</u>
<b>505 Litigation</b>			
321 Court Costs	0	0	50
332 Attorney Fees	152,360	66,713	51,200
336 Engineering/Architectural	0	0	0
341 Other Professional Services	0	5,000	10,000
520 Insurance/Bond Premiums	88	76	150
598 Misc Services & Charges	36,304	23,679	45,000
<i>Other Services and Charges</i>	<u>188,752</u>	<u>95,468</u>	<u>106,400</u>
<b>Litigation</b>	<u>188,752</u>	<u>95,468</u>	<u>106,400</u>
<b>LEGAL</b>	<u>780,166</u>	<u>710,713</u>	<u>764,439</u>

**SAN PATRICIO COUNTY, TEXAS  
GENERAL FUND  
BUDGET 2015**

	2013 <u>ACTUAL</u>	2014 <u>ESTIMATE</u>	2015 <u>BUDGET</u>
<b>520</b>	<b><i>Elections Administration</i></b>		
110	\$ 109,815	\$ 119,220	\$ 145,265
115	21,570	31,034	44,100
185	780	780	780
190	641	654	1,090
195	2,861	5,680	10,000
210	23,318	25,659	31,080
220	10,148	11,797	15,396
230	11,498	13,720	21,451
250	958	550	805
260	527	607	766
	<u>182,115</u>	<u>209,701</u>	<u>270,733</u>
	<i>Personal Services</i>		
312	2,180	570	3,000
330	92	81	400
434	47,763	56,890	45,000
441	0	0	0
442	0	0	0
520	1,113	1,194	1,800
530	2,074	1,986	3,000
538	12,579	13,672	15,000
540	3,212	7,015	6,000
580	5,064	5,224	4,000
598	1,275	523	1,000
	<u>75,351</u>	<u>87,155</u>	<u>79,200</u>
	<i>Other Services and Charges</i>		
610	8,087	45,646	34,000
650	0	2,829	5,000
	<u>8,087</u>	<u>48,475</u>	<u>39,000</u>
	<i>Supplies</i>		
740	0	10,000	0
	<u>0</u>	<u>10,000</u>	<u>0</u>
	<i>Machinery and Equipment</i>		
	<u>0</u>	<u>10,000</u>	<u>0</u>
	<i>Supplies</i>		
	<u>0</u>	<u>10,000</u>	<u>0</u>
	<u>265,553</u>	<u>355,331</u>	<u>388,933</u>
	<b><i>Elections Administration</i></b>		
	<u>265,553</u>	<u>355,331</u>	<u>388,933</u>
	<b><i>ELECTIONS</i></b>		

**SAN PATRICIO COUNTY, TEXAS  
GENERAL FUND  
BUDGET 2015**

	2013 <u>ACTUAL</u>	2014 <u>ESTIMATE</u>	2015 <u>BUDGET</u>
<b>540 County Auditor</b>			
102 Appointed Officials	\$ 93,888	\$ 98,582	\$ 108,909
110 Regular Employees	371,517	402,959	508,327
115 Temporary Employees	11,094	2,927	14,219
185 Phone Allowance	780	780	780
190 Longevity Pay	4,392	4,481	5,036
195 Overtime	5,794	8,403	800
210 Group Insurance	57,920	66,702	88,800
220 Social Security Taxes	34,510	37,499	48,813
230 Retirement Contributions	48,733	55,951	66,505
250 Unemployment Insurance	2,771	1,702	2,552
260 Workers' Compensation Ins	1,690	1,952	2,429
<i>Personal Services</i>	<u>633,089</u>	<u>681,938</u>	<u>847,170</u>
312 Conference and Assoc Dues	4,153	7,479	6,900
330 Pre-Employment Physicals	122	81	200
341 Other Professional Services	0	500	1,000
432 Vehicle Repairs/Maint	464	827	1,500
434 Equipment Repairs/Maint	904	1,830	2,600
442 Vehicle/Equipment Rental	0	1,008	1,524
520 Insurance/Bond Premiums	2,476	2,421	3,500
530 Telephone	8,554	10,321	9,500
538 Postage	635	911	1,300
540 Public Notices	88	250	500
580 Travel	7,304	5,270	7,400
598 Misc Services & Charges	0	150	300
<i>Other Services and Charges</i>	<u>24,700</u>	<u>31,048</u>	<u>36,224</u>
610 General Supplies	2,004	3,066	3,900
626 Fuel, Oil, Lubricants	612	685	600
627 Automotive Supplies	0	333	1,000
641 Books, Subscriptions	250	156	400
650 NCO Furniture/Equipment	3,257	3,992	10,000
<i>Supplies</i>	<u>6,123</u>	<u>8,232</u>	<u>15,900</u>
740 Machinery and Equipment	0	0	0
<i>Capital Outlay</i>	<u>0</u>	<u>0</u>	<u>0</u>
<b>County Auditor</b>	<u>663,912</u>	<u>721,218</u>	<u>899,294</u>

**SAN PATRICIO COUNTY, TEXAS  
GENERAL FUND  
BUDGET 2015**

	2013 <u>ACTUAL</u>	2014 <u>ESTIMATE</u>	2015 <u>BUDGET</u>
<b>542</b>	<b>County Treasurer</b>		
101	\$ 59,594	\$ 62,574	\$ 65,703
110	83,340	84,507	91,881
115	0	0	0
185	780	780	780
190	1,861	1,944	2,797
195	2,003	802	3,500
210	26,978	26,021	29,600
220	10,423	9,757	12,597
230	15,097	13,349	17,553
250	496	288	390
260	440	500	626
	<u>201,012</u>	<u>200,522</u>	<u>225,427</u>
	<i>Personal Services</i>		
312	1,589	2,000	2,000
330	0	0	100
434	569	262	500
520	891	966	1,000
530	1,746	1,666	2,500
538	4,049	6,528	4,500
580	5,541	6,208	9,000
598	719	1,727	2,500
	<u>15,104</u>	<u>19,357</u>	<u>22,100</u>
	<i>Other Services and Charges</i>		
610	1,064	4,060	8,000
650	0	500	2,000
	<u>1,064</u>	<u>4,560</u>	<u>10,000</u>
	<i>Supplies</i>		
740	0	0	0
	<u>0</u>	<u>0</u>	<u>0</u>
	<i>Capital Outlay</i>		
	<u>217,180</u>	<u>224,439</u>	<u>257,527</u>
	<b>County Treasurer</b>		

**SAN PATRICIO COUNTY, TEXAS  
GENERAL FUND  
BUDGET 2015**

	2013 <u>ACTUAL</u>	2014 <u>ESTIMATE</u>	2015 <u>BUDGET</u>
<b>544 Tax Assessor-Collector</b>			
101 Elected Officials	\$ 59,594	\$ 62,574	\$ 65,703
110 Regular Employees	157,737	172,513	196,621
115 Temporary Employees	6,802	15,164	8,366
185 Phone Allowance	780	780	780
190 Longevity Pay	743	834	1,112
195 Overtime	3,369	2,086	5,000
210 Group Insurance	42,158	48,165	51,800
220 Social Security Taxes	17,490	19,255	21,235
230 Retirement Contributions	22,726	25,922	29,590
250 Unemployment Insurance	950	596	843
260 Workers' Compensation Ins	732	852	1,056
<i>Personal Services</i>	<u>313,079</u>	<u>348,741</u>	<u>382,106</u>
312 Conference and Assoc Dues	1,430	2,200	2,000
330 Pre-Employment Physicals	348	324	500
341 Other Professional Services	27,168	35,637	35,000
434 Equipment Repairs/Maint	3,878	1,198	3,900
520 Insurance/Bond Premiums	2,469	1,826	1,800
530 Telephone	6,452	6,509	6,500
538 Postage	15,587	25,000	25,000
580 Travel	7,085	5,373	7,500
598 Misc Services & Charges	236	259	0
<i>Other Services and Charges</i>	<u>64,653</u>	<u>78,326</u>	<u>82,200</u>
610 General Supplies	8,305	11,041	15,000
650 NCO Furniture/Equipment	0	615	0
<i>Supplies</i>	<u>8,305</u>	<u>11,656</u>	<u>15,000</u>
740 Machinery and Equipment	0	0	0
<i>Capital Outlay</i>	<u>0</u>	<u>0</u>	<u>0</u>
<b>Tax Assessor-Collector</b>	<u>386,037</u>	<u>438,723</u>	<u>479,306</u>



**SAN PATRICIO COUNTY, TEXAS  
GENERAL FUND  
BUDGET 2015**

	2013 <u>ACTUAL</u>	2014 <u>ESTIMATE</u>	2015 <u>BUDGET</u>
<b>546</b>	<b><i>Auto Registration</i></b>		
110	\$ 212,411	\$ 210,711	\$ 237,705
115	0	0	0
190	1,706	1,605	1,739
195	1,227	2,267	1,000
210	63,597	63,451	74,000
220	15,157	16,074	18,395
230	22,030	23,293	25,631
250	1,183	674	963
260	638	754	914
	<u>317,948</u>	<u>318,829</u>	<u>360,347</u>
	<i>Personal Services</i>		
312	0	125	250
330	217	142	184
434	48	150	300
442	5,972	1,648	7,500
520	1,618	1,769	1,950
530	9,087	9,316	9,800
538	8,949	10,905	9,500
580	542	0	1,500
598	0	0	0
	<u>26,432</u>	<u>24,055</u>	<u>30,984</u>
	<i>Other Services and Charges</i>		
610	579	1,290	2,500
650	0	0	0
	<u>579</u>	<u>1,290</u>	<u>2,500</u>
	<i>Supplies</i>		
740	0	0	0
	<u>0</u>	<u>0</u>	<u>0</u>
	<i>Capital Outlay</i>		
	<u>344,960</u>	<u>344,174</u>	<u>393,831</u>
	<b><i>Auto Registration</i></b>		
<b>548</b>	<b><i>Central Appraisal District</i></b>		
326	380,734	358,507	380,000
	<u>380,734</u>	<u>358,507</u>	<u>380,000</u>
	<i>Other Services and Charges</i>		
	<u>380,734</u>	<u>358,507</u>	<u>380,000</u>
	<b><i>Central Appraisal District</i></b>		
	<u>380,734</u>	<u>358,507</u>	<u>380,000</u>
	<b><i>FINANCIAL ADMINISTRATION</i></b>		
	<u>1,992,823</u>	<u>2,087,061</u>	<u>2,409,958</u>

**SAN PATRICIO COUNTY, TEXAS  
GENERAL FUND  
BUDGET 2015**

	2013 <u>ACTUAL</u>	2014 <u>ESTIMATE</u>	2015 <u>BUDGET</u>
<b>580</b>	<b><i>Buildings &amp; Yards - Admin</i></b>		
110	\$ 113,281	\$ 111,865	\$ 136,620
115	0	0	0
185	1,800	1,320	1,800
190	860	576	716
195	970	1,283	2,000
210	19,127	16,432	29,600
220	9,009	7,993	10,797
230	12,048	10,092	15,045
250	667	374	564
260	2,318	2,587	3,513
	<u>160,078</u>	<u>152,522</u>	<u>200,655</u>
432	1,274	1,538	1,000
434	5,663	2,577	5,000
520	2,604	3,215	4,000
530	868	857	800
540	0	716	300
580	0	0	0
598	1,563	2,118	2,000
	<u>11,972</u>	<u>11,021</u>	<u>13,100</u>
602	194	213	200
604	188	105	200
610	1,199	3,300	1,100
626	7,976	8,221	8,000
627	455	357	500
650	0	1,000	2,000
698	52	0	0
	<u>10,064</u>	<u>13,196</u>	<u>12,000</u>
740	0	0	69,000
	<u>0</u>	<u>0</u>	<u>69,000</u>
	<u>182,114</u>	<u>176,739</u>	<u>294,755</u>

**SAN PATRICIO COUNTY, TEXAS  
GENERAL FUND  
BUDGET 2015**

	2013 <u>ACTUAL</u>	2014 <u>ESTIMATE</u>	2015 <u>BUDGET</u>
<b>582</b>	<b><i>Courthouse</i></b>		
110	\$ 145,984	\$ 148,063	\$ 163,124
115	0	0	0
185	600	600	600
190	1,971	1,545	1,611
195	1,357	1,711	2,000
210	36,758	44,488	51,060
220	10,819	10,785	12,802
230	15,346	16,498	17,839
250	874	530	669
260	2,707	3,157	4,166
	<u>216,416</u>	<u>227,377</u>	<u>253,871</u>
	<i>Personal Services</i>		
330	217	81	150
336	0	100,200	10,000
410	115,760	83,498	125,000
424	0	0	0
430	4,784	100,442	50,000
434	54,174	29,191	30,000
442	0	0	0
450	266,841	99,066	0
520	73,336	76,136	76,000
530	59	0	800
538	0	0	50
540	846	725	0
598	3,211	5,434	3,000
	<u>519,228</u>	<u>494,773</u>	<u>295,000</u>
	<i>Other Services and Charges</i>		
602	803	1,563	3,000
604	2,945	1,707	3,000
610	18,996	14,498	19,000
626	2,732	2,625	2,800
627	7	250	500
650	0	0	5,000
698	1,305	1,000	2,000
	<u>26,788</u>	<u>21,643</u>	<u>35,300</u>
	<i>Supplies</i>		
740	0	0	0
	<u>0</u>	<u>0</u>	<u>0</u>
	<i>Capital Outlay</i>		
	<u>762,431</u>	<u>743,793</u>	<u>584,171</u>
	<b><i>Courthouse</i></b>		

**SAN PATRICIO COUNTY, TEXAS  
GENERAL FUND  
BUDGET 2015**

	2013 <u>ACTUAL</u>	2014 <u>ESTIMATE</u>	2015 <u>BUDGET</u>
<b>584</b>	<b><i>Plymouth Courthouse Annex</i></b>		
110	\$ 22,690	\$ 20,835	\$ 22,489
190	146	126	257
195	213	107	500
210	4,840	6,214	7,400
220	1,763	1,416	1,778
230	2,358	1,829	2,478
250	147	67	93
260	564	638	578
	<u>32,721</u>	<u>31,232</u>	<u>35,573</u>
	<i>Personal Services</i>		
410	40,069	26,451	45,000
430	225	89,000	35,000
434	2,833	10,420	20,000
520	13,933	12,674	13,000
530	0	0	500
598	1,508	5,740	2,500
	<u>58,568</u>	<u>144,285</u>	<u>116,000</u>
	<i>Other Services and Charges</i>		
602	76	750	1,500
604	176	767	1,500
610	6,156	5,399	6,500
626	0	150	300
650	0	0	0
698	116	75	150
	<u>6,524</u>	<u>7,141</u>	<u>9,950</u>
	<i>Supplies</i>		
740	0	0	0
	<u>0</u>	<u>0</u>	<u>0</u>
	<i>Capital Outlay</i>		
	<u>97,813</u>	<u>182,658</u>	<u>161,523</u>
	<b><i>Plymouth Courthouse Annex</i></b>		

**SAN PATRICIO COUNTY, TEXAS  
GENERAL FUND  
BUDGET 2015**

	2013 <u>ACTUAL</u>	2014 <u>ESTIMATE</u>	2015 <u>BUDGET</u>
<b>586 Law Enforcement Center</b>			
110 Regular Employees	\$ 49,942	\$ 52,440	\$ 55,061
185 Phone Allowance	600	600	600
190 Longevity Pay	393	444	632
195 Overtime	1,712	2,281	2,000
210 Group Insurance	6,471	6,932	14,800
220 Social Security Taxes	4,038	4,276	4,459
230 Retirement Contributions	5,400	6,071	6,214
250 Unemployment Insurance	298	179	233
260 Workers' Compensation Ins	1,018	1,155	1,452
<i>Personal Services</i>	<u>69,872</u>	<u>74,378</u>	<u>85,451</u>
330 Pre-Employment Physicals	0	0	150
410 Utilities	286,580	232,765	300,000
430 Building Repairs/Maint	2,968	13,282	40,000
432 Vehicle Repairs/Maint	15	250	500
434 Equipment Repairs/Maint	78,050	50,660	55,000
450 Construction Services	0	5,000	10,000
520 Insurance/Bond Premiums	68,097	70,246	69,000
598 Misc Services & Charges	3,901	4,968	4,000
<i>Other Services and Charges</i>	<u>439,609</u>	<u>377,171</u>	<u>478,650</u>
602 Repair Materials	1,029	1,091	2,000
604 Repair Parts	4,635	7,712	6,000
610 General Supplies	11,153	4,960	5,500
626 Fuel, Oil, Lubricants	172	250	500
698 Other Supplies	79	0	150
<i>Supplies</i>	<u>17,068</u>	<u>14,013</u>	<u>14,150</u>
<b>Law Enforcement Center</b>	<u>526,548</u>	<u>465,562</u>	<u>578,251</u>
<b>588 Aransas Pass Sub-Station</b>			
110 Regular Employees	\$ 4,643	\$ 5,636	\$ 10,664
190 Longevity Pay	55	72	182
210 Group Insurance	0	0	7,400
220 Social Security Taxes	359	395	830
230 Retirement Contributions	481	503	1,156
250 Unemployment Insurance	50	30	43
260 Workers' Compensation Ins	95	113	270
<i>Personal Services</i>	<u>5,683</u>	<u>6,749</u>	<u>20,545</u>
410 Utilities	14,777	15,284	8,000
430 Building Repairs/Maint	0	36,600	5,000
434 Equipment Repairs/Maint	0	0	5,000
441 Building/Office Rental	23,700	15,800	0
520 Insurance/Bond Premiums	465	2,046	475
598 Misc Services & Charges	1,924	2,892	300
<i>Other Services and Charges</i>	<u>40,866</u>	<u>72,622</u>	<u>18,775</u>
602 Repair Materials	0	67	150
604 Repair Parts	16	75	150
610 General Supplies	598	1,099	1,000
<i>Supplies</i>	<u>613</u>	<u>1,241</u>	<u>1,300</u>
<b>Aransas Pass Sub-Station</b>	<u>47,163</u>	<u>80,612</u>	<u>40,620</u>

**SAN PATRICIO COUNTY, TEXAS  
GENERAL FUND  
BUDGET 2015**

	2013 <u>ACTUAL</u>	2014 <u>ESTIMATE</u>	2015 <u>BUDGET</u>
<b>590</b>	<b><i>Mathis Annex</i></b>		
110	\$ 10,488	\$ 11,138	\$ 10,676
115	0	0	0
190	155	162	191
220	814	777	831
230	1,089	978	1,158
250	60	36	43
260	189	217	271
	<u>12,795</u>	<u>13,308</u>	<u>13,170</u>
	<i>Personal Services</i>		
410	19,263	18,327	20,000
430	0	2,500	5,000
434	1,143	4,000	8,000
520	3,061	3,154	3,150
598	280	290	800
	<u>23,747</u>	<u>28,271</u>	<u>36,950</u>
	<i>Other Services and Charges</i>		
602	213	150	300
604	214	125	250
610	1,791	1,135	2,000
650	2,201	0	0
698	0	75	150
	<u>4,418</u>	<u>1,485</u>	<u>2,700</u>
	<i>Supplies</i>		
740	0	0	0
	<u>0</u>	<u>0</u>	<u>0</u>
	<i>Capital Outlay</i>		
	<u>40,960</u>	<u>43,064</u>	<u>52,820</u>
	<b><i>Mathis Annex</i></b>		
<b>592</b>	<b><i>Portland Annex</i></b>		
110	0	0	11,358
115	3,212	3,826	0
190	0	0	180
195	0	0	0
210	0	0	0
220	246	229	883
230	0	0	1,230
250	17	7	46
260	200	230	287
	<u>3,675</u>	<u>4,292</u>	<u>13,984</u>
	<i>Personal Services</i>		
410	7,376	6,660	8,250
430	0	4,125	5,000
434	0	1,500	3,000
520	400	2,584	2,800
598	409	500	1,000
	<u>8,184</u>	<u>15,369</u>	<u>20,050</u>
	<i>Other Services and Charges</i>		
602	39	100	200
604	14	150	300
610	1,490	1,035	1,500
	<u>1,543</u>	<u>1,285</u>	<u>2,000</u>
	<i>Supplies</i>		
	<u>13,402</u>	<u>20,946</u>	<u>36,034</u>
	<b><i>Portland Annex</i></b>		

**SAN PATRICIO COUNTY, TEXAS  
GENERAL FUND  
BUDGET 2015**

	2013 <u>ACTUAL</u>	2014 <u>ESTIMATE</u>	2015 <u>BUDGET</u>
<b>594</b>	<b><i>Ingleside Health Clinic</i></b>		
110	\$ 4,265	\$ 4,148	\$ 10,664
190	0	0	182
195	0	0	0
210	0	0	7,400
220	326	317	830
230	436	335	1,156
250	0	0	43
260	95	113	270
	<u>5,123</u>	<u>4,913</u>	<u>20,545</u>
	<i>Personal Services</i>		
410	8,394	7,919	9,000
430	0	2,500	5,000
434	0	4,000	8,000
520	4,297	1,860	2,000
598	716	754	1,000
	<u>13,407</u>	<u>17,033</u>	<u>25,000</u>
	<i>Other Services and Charges</i>		
602	0	125	250
604	8	123	250
610	565	486	1,000
	<u>573</u>	<u>734</u>	<u>1,500</u>
	<i>Supplies</i>		
	<u>19,103</u>	<u>22,680</u>	<u>47,045</u>
	<b><i>Ingleside Health Clinic</i></b>		
<b>596</b>	<b><i>Harville Rd. Annex</i></b>		
410	845	796	500
430	0	47,000	5,000
434	0	500	3,000
450	0	11,950	5,000
520	1,191	1,256	1,200
598	843	762	800
	<u>2,879</u>	<u>62,264</u>	<u>15,500</u>
	<i>Other Services and Charges</i>		
602	10	128	250
604	0	125	250
610	36	508	1,000
	<u>45</u>	<u>761</u>	<u>1,500</u>
	<i>Supplies</i>		
	<u>2,924</u>	<u>63,025</u>	<u>17,000</u>
	<b><i>Harville Rd. Annex</i></b>		
<b>598</b>	<b><i>Restitution Center</i></b>		
520	10,847	11,126	11,000
	<u>10,847</u>	<u>11,126</u>	<u>11,000</u>
	<i>Other Services and Charges</i>		
	<u>10,847</u>	<u>11,126</u>	<u>11,000</u>
	<b><i>Restitution Center</i></b>		

**SAN PATRICIO COUNTY, TEXAS  
GENERAL FUND  
BUDGET 2015**

	2013 <u>ACTUAL</u>	2014 <u>ESTIMATE</u>	2015 <u>BUDGET</u>
<b>600</b>	<b><i>Market St. Annex</i></b>		
410	\$ 18,856	\$ 14,760	\$ 19,000
430	46,912	23,000	5,000
434	0	10,000	10,000
520	4,552	5,591	5,000
598	1,654	1,848	1,800
	<u>71,974</u>	<u>55,199</u>	<u>40,800</u>
602	158	102	200
604	220	143	250
610	1,262	1,164	2,000
	<u>1,640</u>	<u>1,409</u>	<u>2,450</u>
	<b><i>Market St. Annex</i></b>	<b><i>Market St. Annex</i></b>	<b><i>Market St. Annex</i></b>
	<u>73,614</u>	<u>56,608</u>	<u>43,250</u>
<b>602</b>	<b><i>Vineyard St. Annex</i></b>		
110	0	0	0
190	0	0	0
195	0	0	4,000
210	0	0	1,184
220	0	0	306
230	0	0	426
250	0	0	16
260	77	56	100
	<u>77</u>	<u>56</u>	<u>6,032</u>
410	16,147	11,542	15,000
430	0	91,000	4,000
434	0	4,123	5,000
520	4,404	4,583	4,800
598	998	966	1,450
	<u>21,549</u>	<u>112,214</u>	<u>30,250</u>
602	49	136	250
604	200	233	300
610	239	522	1,000
650	0	865	0
	<u>488</u>	<u>1,756</u>	<u>1,550</u>
740	0	0	0
	<u>0</u>	<u>0</u>	<u>0</u>
	<b><i>Vineyard St. Annex</i></b>	<b><i>Vineyard St. Annex</i></b>	<b><i>Vineyard St. Annex</i></b>
	<u>22,114</u>	<u>114,026</u>	<u>37,832</u>



**SAN PATRICIO COUNTY, TEXAS  
GENERAL FUND  
BUDGET 2015**

	2013 <u>ACTUAL</u>	2014 <u>ESTIMATE</u>	2015 <u>BUDGET</u>
<b>604 San Patricio County Annex</b>			
410 Utilities	\$ 6,891	\$ 5,918	\$ 5,000
430 Building Repairs/Maint	0	1,500	3,000
434 Equipment Repairs/Maint	0	2,500	5,000
520 Insurance/Bond Premiums	0	1,008	2,000
598 Misc Services & Charges	0	400	800
<i>Other Services and Charges</i>	<u>6,891</u>	<u>11,326</u>	<u>15,800</u>
602 Repair Materials	0	125	250
604 Repair Parts	0	216	250
608 Signage	0	2,000	0
610 General Supplies	0	763	1,500
698 Other Supplies	0	0	0
<i>Supplies</i>	<u>0</u>	<u>3,104</u>	<u>2,000</u>
740 Machinery and Equipment	0	0	0
<i>Capital Outlay</i>	<u>0</u>	<u>0</u>	<u>0</u>
<b>San Patricio County Annex</b>	<u>6,891</u>	<u>14,430</u>	<u>17,800</u>
<b>606 East Market St. Annex</b>			
410 Utilities	1,366	2,285	15,000
421 Waste Disposal	0	0	100
424 Grounds Maintenance	0	0	100
430 Building Repairs/Maint	0	1,000	3,000
434 Equipment Repairs/Maint	0	1,000	5,000
520 Insurance/Bond Premiums	0	2,513	5,000
598 Misc Services & Charges	0	500	2,000
<i>Other Services and Charges</i>	<u>1,366</u>	<u>7,298</u>	<u>30,200</u>
602 Repair Materials	0	125	250
604 Repair Parts	0	125	250
608 Signage	0	1,000	0
610 General Supplies	0	750	1,500
698 Other Supplies	0	0	0
<i>Supplies</i>	<u>0</u>	<u>2,000</u>	<u>2,000</u>
740 Machinery and Equipment	0	0	0
<i>Capital Outlay</i>	<u>0</u>	<u>0</u>	<u>0</u>
<b>East Market St. Annex</b>	<u>1,366</u>	<u>9,298</u>	<u>32,200</u>
<b>PUBLIC FACILITIES</b>	<u>1,807,291</u>	<u>2,004,567</u>	<u>1,954,301</u>

**SAN PATRICIO COUNTY, TEXAS  
GENERAL FUND  
BUDGET 2015**

	2013 <u>ACTUAL</u>	2014 <u>ESTIMATE</u>	2015 <u>BUDGET</u>
<b>650</b>	<b><i>Fire and Ambulance Service</i></b>		
511	\$ 237,000	\$ 237,000	\$ 237,000
512	164,000	164,000	184,000
520	350	301	600
	<u>401,350</u>	<u>401,301</u>	<u>421,600</u>
610	0	0	0
	<u>0</u>	<u>0</u>	<u>0</u>
740	0	0	0
	<u>0</u>	<u>0</u>	<u>0</u>
	<b><i>Fire and Ambulance Service</i></b>	<b><i>Fire and Ambulance Service</i></b>	<b><i>Fire and Ambulance Service</i></b>
	<u>401,350</u>	<u>401,301</u>	<u>421,600</u>
<b>651</b>	<b><i>Constable Pct. #1</i></b>		
101	37,687	39,571	41,550
110	0	0	0
185	780	780	780
190	0	36	72
195	0	0	0
210	5,374	6,214	7,400
220	2,943	2,681	3,244
230	3,935	3,509	4,520
250	0	0	0
260	566	639	794
290	0	0	0
	<u>51,285</u>	<u>53,430</u>	<u>58,360</u>
312	60	670	1,100
432	1,327	3,084	2,500
434	0	150	1,000
442	360	360	400
520	1,144	1,288	1,460
530	456	279	1,000
538	119	150	300
580	463	3,785	1,000
598	297	115	500
	<u>4,225</u>	<u>9,881</u>	<u>9,260</u>
610	1,709	682	1,000
626	4,346	2,727	5,000
650	0	2,227	3,000
	<u>6,054</u>	<u>5,636</u>	<u>9,000</u>
740	0	0	0
	<u>0</u>	<u>0</u>	<u>0</u>
	<b><i>Constable Pct. #1</i></b>	<b><i>Constable Pct. #1</i></b>	<b><i>Constable Pct. #1</i></b>
	<u>61,564</u>	<u>68,947</u>	<u>76,620</u>

**SAN PATRICIO COUNTY, TEXAS  
GENERAL FUND  
BUDGET 2015**

	2013 <u>ACTUAL</u>	2014 <u>ESTIMATE</u>	2015 <u>BUDGET</u>
<b>652</b>	<b>Constable Pct. #2</b>		
101	\$ 37,335	\$ 39,202	\$ 41,162
185	780	780	780
190	216	252	288
210	7,049	6,797	7,400
220	2,932	2,770	3,231
230	3,921	3,496	4,502
260	554	636	791
290	0	0	0
	<u>52,788</u>	<u>53,933</u>	<u>58,154</u>
	<i>Personal Services</i>		
312	0	50	100
432	494	500	1,000
434	360	250	500
442	0	200	400
520	763	840	1,200
530	0	100	200
538	0	50	100
580	0	5,573	540
598	180	100	200
	<u>1,797</u>	<u>7,663</u>	<u>4,240</u>
	<i>Other Services and Charges</i>		
610	236	388	1,000
626	0	400	800
627	0	500	1,000
650	0	0	0
	<u>236</u>	<u>1,288</u>	<u>2,800</u>
	<i>Supplies</i>		
740	0	0	0
	<u>0</u>	<u>0</u>	<u>0</u>
	<i>Capital Outlay</i>		
	<u>54,821</u>	<u>62,884</u>	<u>65,194</u>
	<b>Constable Pct. #2</b>		

**SAN PATRICIO COUNTY, TEXAS  
GENERAL FUND  
BUDGET 2015**

	2013 <u>ACTUAL</u>	2014 <u>ESTIMATE</u>	2015 <u>BUDGET</u>
<b>654 Constable Pct. #4</b>			
101 Elected Officials	\$ 37,335	\$ 39,202	\$ 41,162
110 Regular Employees	0	0	0
185 Phone Allowance	780	780	780
190 Longevity Pay	204	223	276
210 Group Insurance	6,440	6,214	7,400
220 Social Security Taxes	2,931	2,768	3,230
230 Retirement Contributions	3,920	2,492	4,500
250 Unemployment Insurance	0	0	0
260 Workers' Compensation Ins	554	636	791
290 Other Employee Benefits	0	0	0
<i>Personal Services</i>	<u>52,164</u>	<u>52,315</u>	<u>58,139</u>
312 Conference and Assoc Dues	0	100	200
432 Vehicle Repairs/Maint	589	1,500	3,000
434 Equipment Repairs/Maint	114	345	1,000
442 Vehicle/Equipment Rental	0	250	500
520 Insurance/Bond Premiums	769	849	1,262
530 Telephone	1,213	218	2,000
538 Postage	184	147	500
580 Travel	0	500	1,000
598 Misc Services & Charges	716	652	2,000
<i>Other Services and Charges</i>	<u>3,586</u>	<u>4,561</u>	<u>11,462</u>
610 General Supplies	359	350	800
626 Fuel, Oil, Lubricants	724	704	1,500
627 Automotive Supplies	162	250	500
650 NCO Furniture/Equipment	0	1,000	2,000
<i>Supplies</i>	<u>1,245</u>	<u>2,304</u>	<u>4,800</u>
740 Machinery and Equipment	0	0	0
<i>Capital Outlay</i>	<u>0</u>	<u>0</u>	<u>0</u>
<b>Constable Pct. #4</b>	<u>56,995</u>	<u>59,180</u>	<u>74,401</u>

**SAN PATRICIO COUNTY, TEXAS  
GENERAL FUND  
BUDGET 2015**

	2013 <u>ACTUAL</u>	2014 <u>ESTIMATE</u>	2015 <u>BUDGET</u>
<b>655 Constable Pct. #5</b>			
101 Elected Officials	\$ 33,941	\$ 38,638	\$ 41,162
110 Regular Employees	0	0	0
185 Phone Allowance	780	780	780
190 Longevity Pay	638	660	590
210 Group Insurance	7,049	6,797	7,400
220 Social Security Taxes	2,043	2,389	3,254
230 Retirement Contributions	3,617	3,482	4,534
250 Unemployment Insurance	0	0	0
260 Workers' Compensation Ins	509	632	797
290 Other Employee Benefits	0	0	0
<i>Personal Services</i>	<u>48,577</u>	<u>53,378</u>	<u>58,517</u>
312 Conference and Assoc Dues	60	60	100
432 Vehicle Repairs/Maint	1,152	1,867	2,000
434 Equipment Repairs/Maint	178	600	1,200
442 Vehicle/Equipment Rental	360	360	360
520 Insurance/Bond Premiums	763	892	1,000
530 Telephone	718	809	1,500
538 Postage	104	98	100
580 Travel	463	921	500
598 Misc Services & Charges	0	250	500
<i>Other Services and Charges</i>	<u>3,799</u>	<u>5,857</u>	<u>7,260</u>
610 General Supplies	771	850	700
626 Fuel, Oil, Lubricants	1,743	1,355	2,000
627 Automotive Supplies	46	526	1,000
650 NCO Furniture/Equipment	0	0	500
<i>Supplies</i>	<u>2,561</u>	<u>2,731</u>	<u>4,200</u>
740 Machinery and Equipment	0	0	0
<i>Capital Outlay</i>	<u>0</u>	<u>0</u>	<u>0</u>
<b>Constable Pct. #5</b>	<u>54,938</u>	<u>61,966</u>	<u>69,977</u>

**SAN PATRICIO COUNTY, TEXAS  
GENERAL FUND  
BUDGET 2015**

	2013 <u>ACTUAL</u>	2014 <u>ESTIMATE</u>	2015 <u>BUDGET</u>
<b>656 Constable Pct. #6</b>			
101 Elected Officials	\$ 37,335	\$ 39,202	\$ 41,162
185 Phone Allowance	780	780	780
190 Longevity Pay	249	285	321
210 Group Insurance	6,440	6,214	7,400
220 Social Security Taxes	2,759	2,655	3,233
230 Retirement Contributions	3,925	3,498	4,505
260 Workers' Compensation Ins	554	637	791
290 Other Employee Benefits	0	0	0
<i>Personal Services</i>	<u>52,042</u>	<u>53,271</u>	<u>58,192</u>
312 Conference and Assoc Dues	100	50	100
432 Vehicle Repairs/Maint	658	794	1,550
434 Equipment Repairs/Maint	0	250	500
442 Vehicle/Equipment Rental	360	360	360
520 Insurance/Bond Premiums	945	846	1,000
530 Telephone	1,458	3,041	1,350
538 Postage	92	100	200
580 Travel	157	470	1,000
598 Misc Services & Charges	0	250	500
<i>Other Services and Charges</i>	<u>3,770</u>	<u>6,161</u>	<u>6,560</u>
610 General Supplies	49	750	1,500
626 Fuel, Oil, Lubricants	2,465	2,386	5,000
627 Automotive Supplies	383	250	500
650 NCO Furniture/Equipment	0	0	1,000
<i>Supplies</i>	<u>2,897</u>	<u>3,386</u>	<u>8,000</u>
740 Machinery and Equipment	0	0	0
<i>Capital Outlay</i>	<u>0</u>	<u>0</u>	<u>0</u>
<b>Constable Pct. #6</b>	<u>58,710</u>	<u>62,818</u>	<u>72,752</u>

**SAN PATRICIO COUNTY, TEXAS  
GENERAL FUND  
BUDGET 2015**

	2013 <u>ACTUAL</u>	2014 <u>ESTIMATE</u>	2015 <u>BUDGET</u>
<b>658      <i>Constable Pct. #8</i></b>			
101      Elected Officials	\$      37,335	\$      39,202	\$      41,162
110      Regular Employees	0	0	0
185      Phone Allowance	780	780	780
190      Longevity Pay	720	756	720
210      Group Insurance	6,440	6,214	7,400
220      Social Security Taxes	2,971	2,805	3,264
230      Retirement Contributions	3,973	3,539	4,548
260      Workers' Compensation Ins	561	644	799
290      Other Employee Benefits	0	0	0
<i>Personal Services</i>	<u>52,780</u>	<u>53,940</u>	<u>58,673</u>
312      Conference and Assoc Dues	390	560	1,000
432      Vehicle Repairs/Maint	5,766	1,431	2,000
434      Equipment Repairs/Maint	317	646	1,000
442      Vehicle/Equipment Rental	0	250	500
520      Insurance/Bond Premiums	557	620	650
530      Telephone	1,759	1,817	2,000
538      Postage	92	196	150
580      Travel	1,227	964	1,000
598      Misc Services & Charges	542	330	300
<i>Other Services and Charges</i>	<u>10,651</u>	<u>6,814</u>	<u>8,600</u>
610      General Supplies	473	250	500
626      Fuel, Oil, Lubricants	1,573	1,812	3,500
627      Automotive Supplies	0	250	500
650      NCO Furniture/Equipment	0	0	500
<i>Supplies</i>	<u>2,046</u>	<u>2,312</u>	<u>5,000</u>
740      Machinery and Equipment	0	0	0
<i>Capital Outlay</i>	<u>0</u>	<u>0</u>	<u>0</u>
<b>        <i>Constable Pct. #8</i></b>	<u>65,476</u>	<u>63,066</u>	<u>72,273</u>

**SAN PATRICIO COUNTY, TEXAS  
GENERAL FUND  
BUDGET 2015**

	2013 <u>ACTUAL</u>	2014 <u>ESTIMATE</u>	2015 <u>BUDGET</u>
<b>660</b>	<b>County Sheriff</b>		
101	\$ 73,164	\$ 76,822	\$ 80,662
110	2,285,623	2,403,626	2,694,339
185	37,303	36,770	40,980
190	24,075	23,928	27,040
195	176,757	185,073	80,000
210	391,465	412,597	503,200
220	193,436	203,428	223,615
230	265,636	296,002	311,597
250	14,436	8,510	11,361
260	30,395	35,832	47,623
	<u>3,492,290</u>	<u>3,682,588</u>	<u>4,020,417</u>
	<i>Personal Services</i>		
312	6,730	11,402	7,000
330	1,238	852	2,500
335	1,026	3,500	7,000
341	830	1,390	1,000
410	8,648	5,149	8,000
430	0	2,500	5,000
432	61,648	50,963	48,000
434	29,563	32,856	54,000
442	4,164	4,047	4,000
520	63,997	71,476	76,535
530	23,152	24,783	35,000
538	13,759	15,868	24,000
540	0	1,500	3,000
580	8,201	12,000	10,000
597	9,523	500	1,000
598	44,772	33,039	18,000
	<u>277,252</u>	<u>271,825</u>	<u>304,035</u>
	<i>Other Services and Charges</i>		
604	3,325	2,167	4,000
610	28,435	46,925	35,000
626	262,783	261,093	270,000
627	31,418	28,687	45,000
650	6,655	19,297	30,000
698	7,357	28,831	25,000
	<u>339,974</u>	<u>387,000</u>	<u>409,000</u>
	<i>Supplies</i>		
740	300,932	293,012	400,000
	<u>300,932</u>	<u>293,012</u>	<u>400,000</u>
	<i>Capital Outlay</i>		
	<u>4,410,448</u>	<u>4,634,425</u>	<u>5,133,452</u>
	<b>County Sheriff</b>		



**SAN PATRICIO COUNTY, TEXAS  
GENERAL FUND  
BUDGET 2015**

	2013 <u>ACTUAL</u>	2014 <u>ESTIMATE</u>	2015 <u>BUDGET</u>
<b>662 Highway Patrol</b>			
110 Regular Employees	\$ 40,953	\$ 16,662	\$ 26,006
115 Temporary Employees	0	0	0
190 Longevity Pay	74	18	20
195 Overtime	784	910	0
210 Group Insurance	12,809	4,659	7,400
220 Social Security Taxes	3,199	1,348	1,991
230 Retirement Contributions	4,277	1,913	2,774
250 Unemployment Insurance	237	84	104
260 Workers' Compensation Ins	139	160	99
<i>Personal Services</i>	<u>62,472</u>	<u>25,754</u>	<u>38,394</u>
312 Conference and Assoc Dues	100	100	200
330 Pre-Employment Physicals	0	50	100
434 Equipment Repairs/Maint	354	978	1,600
442 Vehicle/Equipment Rental	5,366	5,956	5,000
520 Insurance/Bond Premiums	1,071	1,204	1,378
530 Telephone	2,228	2,760	2,000
538 Postage	869	582	1,000
540 Public Notices	0	110	0
580 Travel	0	100	200
598 Misc Services & Charges	0	0	0
<i>Other Services and Charges</i>	<u>9,990</u>	<u>11,840</u>	<u>11,478</u>
610 General Supplies	2,532	2,566	3,000
650 NCO Furniture/Equipment	659	850	1,700
<i>Supplies</i>	<u>3,191</u>	<u>3,416</u>	<u>4,700</u>
720 Buildings	0	0	7,500
740 Machinery and Equipment	0	0	0
<i>Capital Outlay</i>	<u>0</u>	<u>0</u>	<u>7,500</u>
<b>Highway Patrol</b>	<u>75,652</u>	<u>41,010</u>	<u>62,072</u>

**SAN PATRICIO COUNTY, TEXAS  
GENERAL FUND  
BUDGET 2015**

	2013 <u>ACTUAL</u>	2014 <u>ESTIMATE</u>	2015 <u>BUDGET</u>
<b>664 PSAP Coordinator/E911</b>			
110 Regular Employees	\$ 28,696	\$ 30,131	\$ 33,145
115 Temporary Employees	0	0	0
185 Phone Allowance	780	780	780
190 Longevity Pay	210	238	471
195 Overtime	551	666	500
210 Group Insurance	6,440	6,214	7,400
220 Social Security Taxes	2,182	2,094	2,669
230 Retirement Contributions	3,093	2,761	3,720
250 Unemployment Insurance	170	101	140
260 Workers' Compensation Ins	80	102	133
<i>Personal Services</i>	<u>42,203</u>	<u>43,087</u>	<u>48,958</u>
312 Conference and Assoc Dues	1,599	2,268	2,000
330 Pre-Employment Physicals	0	0	0
432 Vehicle Repairs/Maint	53	1,933	2,000
434 Equipment Repairs/Maint	0	0	0
442 Vehicle/Equipment Rental	0	0	0
520 Insurance/Bond Premiums	173	186	250
530 Telephone	223	278	1,000
538 Postage	0	50	100
540 Public Notices	0	50	100
580 Travel	3,283	5,468	3,500
598 Misc Services & Charges	0	1,000	2,000
<i>Other Services and Charges</i>	<u>5,331</u>	<u>11,233</u>	<u>10,950</u>
610 General Supplies	414	1,249	2,000
626 Fuel, Oil, Lubricants	0	0	0
627 Automotive Supplies	0	1,579	2,000
650 NCO Furniture/Equipment	757	1,250	3,500
<i>Supplies</i>	<u>1,171</u>	<u>4,078</u>	<u>7,500</u>
740 Machinery and Equipment	0	0	0
<i>Capital Outlay</i>	<u>0</u>	<u>0</u>	<u>0</u>
<b>PSAP Coordinator/E911</b>	<u>48,705</u>	<u>58,398</u>	<u>67,408</u>

**SAN PATRICIO COUNTY, TEXAS  
GENERAL FUND  
BUDGET 2015**

	2013 <u>ACTUAL</u>	2014 <u>ESTIMATE</u>	2015 <u>BUDGET</u>
<b>680</b>	<b><i>Corrections</i></b>		
110	\$ 1,439,107	\$ 1,562,908	\$ 1,751,491
115	0	0	0
185	3,078	3,358	3,360
190	10,363	10,667	16,342
195	31,869	48,560	20,000
210	237,888	279,898	362,600
220	111,317	121,666	137,027
230	151,859	176,516	190,941
250	8,372	5,155	7,165
260	22,188	25,616	32,353
	<u>2,016,042</u>	<u>2,234,344</u>	<u>2,521,279</u>
	<i>Personal Services</i>		
312	700	1,500	3,000
324	5,480	2,400	4,000
330	1,885	668	4,000
335	223,988	225,552	195,000
430	8,125	120,000	130,000
432	0	500	1,000
434	101,334	118,198	68,000
520	19,314	21,510	23,000
540	595	500	1,000
580	1,395	8,918	4,000
586	16,008	3,390	8,000
598	14,532	2,339	7,000
	<u>393,356</u>	<u>505,475</u>	<u>448,000</u>
	<i>Other Services and Charges</i>		
602	4,460	10,632	7,000
610	98,372	83,278	95,000
630	307,731	247,799	333,000
650	1,878	6,789	8,000
	<u>412,442</u>	<u>348,498</u>	<u>443,000</u>
	<i>Supplies</i>		
740	0	20,000	20,000
	<u>0</u>	<u>20,000</u>	<u>20,000</u>
	<i>Capital Outlay</i>		
	<u>2,821,839</u>	<u>3,108,317</u>	<u>3,432,279</u>
	<b><i>Corrections</i></b>		

**SAN PATRICIO COUNTY, TEXAS  
GENERAL FUND  
BUDGET 2015**

	2013 <u>ACTUAL</u>	2014 <u>ESTIMATE</u>	2015 <u>BUDGET</u>
<b>682</b>	<b><i>Juvenile Detention Center</i></b>		
110	\$ 380,915	\$ 403,522	\$ 501,776
115	92,302	102,289	86,191
185	600	600	600
190	2,025	1,491	4,184
195	26,254	17,391	15,000
210	58,887	62,714	92,500
220	37,744	39,730	46,493
230	41,882	45,962	64,786
250	2,814	1,652	2,434
260	8,068	9,370	11,384
	<u>651,492</u>	<u>684,721</u>	<u>825,348</u>
	<i>Personal Services</i>		
312	2,316	3,212	4,000
330	501	448	2,600
335	19,070	24,771	20,000
341	2,500	3,050	5,800
410	37,164	26,241	42,000
430	106,629	80,602	18,300
432	4,020	2,099	4,000
434	9,054	19,716	10,000
442	2,762	2,901	4,000
520	15,977	16,862	18,500
530	10,868	11,263	11,000
538	1,933	1,859	2,700
580	3,877	2,320	4,000
	<u>216,670</u>	<u>195,344</u>	<u>146,900</u>
	<i>Other Services and Charges</i>		
602	0	0	0
604	0	250	500
610	24,543	28,324	27,000
626	3,933	3,853	6,500
627	71	153	300
630	30,651	27,702	40,000
650	3,253	4,750	6,500
	<u>62,451</u>	<u>65,032</u>	<u>80,800</u>
	<i>Supplies</i>		
730	0	0	0
740	0	19,742	27,725
	<u>0</u>	<u>19,742</u>	<u>27,725</u>
	<i>Capital Outlay</i>		
	<u>930,613</u>	<u>964,839</u>	<u>1,080,773</u>
	<b><i>Juvenile Detention Center</i></b>		

**SAN PATRICIO COUNTY, TEXAS  
GENERAL FUND  
BUDGET 2015**

	2013 <u>ACTUAL</u>	2014 <u>ESTIMATE</u>	2015 <u>BUDGET</u>
<b>690</b>	<b><i>Adult/Juvenile Probation</i></b>		
101	\$ 28,033	\$ 30,000	\$ 30,000
210	390	416	1,110
220	2,086	2,281	2,295
230	2,868	3,258	3,200
250	0	0	0
	<u>33,377</u>	<u>35,955</u>	<u>36,605</u>
	<i>Personal Services</i>		
520	728	724	800
591	39,174	40,371	42,554
592	352,828	391,778	410,044
598	0	0	0
	<u>392,730</u>	<u>432,873</u>	<u>453,398</u>
	<i>Other Services and Charges</i>		
	<u>426,107</u>	<u>468,828</u>	<u>490,003</u>
	<b><i>Adult/Juvenile Probation</i></b>		
	<u>9,467,218</u>	<u>10,055,979</u>	<u>11,118,804</u>
	<b><i>PUBLIC SAFETY</i></b>		
<b>700</b>	<b><i>Citizen Collection Stations</i></b>		
421	89,989	99,962	95,000
424	0	1,000	2,000
434	0	415	0
520	80	69	130
	<u>90,069</u>	<u>101,446</u>	<u>97,130</u>
	<i>Other Services and Charges</i>		
	<u>90,069</u>	<u>101,446</u>	<u>97,130</u>
	<b><i>Citizen Collection Stations</i></b>		
	<u>90,069</u>	<u>101,446</u>	<u>97,130</u>
	<b><i>ENVIRONMENTAL PROTECTION</i></b>		

**SAN PATRICIO COUNTY, TEXAS  
GENERAL FUND  
BUDGET 2015**

	2013 <u>ACTUAL</u>	2014 <u>ESTIMATE</u>	2015 <u>BUDGET</u>
<b>735</b>	<b><i>Health Department</i></b>		
102	\$ 49,357	\$ 51,825	\$ 54,416
110	45,332	22,220	2,520
115	0	0	0
185	600	300	0
190	654	342	0
195	94	35	300
210	9,299	4,728	0
220	6,827	5,443	4,256
230	4,775	2,487	301
250	456	135	229
260	111	126	83
	<u>117,505</u>	<u>87,641</u>	<u>62,105</u>
	<i>Personal Services</i>		
312	0	0	1,000
330	0	0	0
341	4,020	2,010	2,000
421	0	750	1,500
432	0	0	0
434	1,799	1,150	3,000
442	0	300	600
520	4,500	4,425	2,000
530	9,029	11,874	8,000
538	370	27	500
540	0	0	1,000
580	21	0	500
598	24	24	850
	<u>19,762</u>	<u>20,560</u>	<u>20,950</u>
	<i>Other Services and Charges</i>		
610	14	0	500
641	0	0	200
650	0	0	0
698	33,934	4,164	1,000
	<u>33,947</u>	<u>4,164</u>	<u>1,700</u>
	<i>Supplies</i>		
740	0	0	0
	<u>0</u>	<u>0</u>	<u>0</u>
	<i>Capital Outlay</i>		
	<u>171,215</u>	<u>112,365</u>	<u>84,755</u>
	<b><i>Health Department</i></b>		
<b>736</b>	<b><i>Regional Health Awareness Board</i></b>		
520	0	0	0
598	0	21,000	21,000
	<u>0</u>	<u>21,000</u>	<u>21,000</u>
	<i>Other Services and Charges</i>		
	<u>0</u>	<u>21,000</u>	<u>21,000</u>
	<b><i>Regional Health Awareness Board</i></b>		
	<u>0</u>	<u>21,000</u>	<u>21,000</u>

**SAN PATRICIO COUNTY, TEXAS  
GENERAL FUND  
BUDGET 2015**

	2013 <u>ACTUAL</u>	2014 <u>ESTIMATE</u>	2015 <u>BUDGET</u>
<b>737</b>	<b><i>Environmental Health</i></b>		
110	\$ 150,349	\$ 162,152	\$ 170,081
185	2,350	2,400	2,400
190	1,151	1,307	1,674
195	1,328	1,650	2,000
210	32,027	31,639	37,000
220	11,443	11,093	13,476
230	15,875	14,543	18,777
250	890	534	706
260	451	516	656
	<u>215,863</u>	<u>225,834</u>	<u>246,770</u>
	<i>Personal Services</i>		
312	1,229	489	2,500
330	31	0	200
421	0	0	0
432	2,256	2,797	5,000
442	0	0	0
520	313	300	1,200
530	114	144	100
538	1,944	1,975	2,500
580	2,167	1,750	3,500
598	210	300	600
	<u>8,264</u>	<u>7,755</u>	<u>15,600</u>
	<i>Other Services and Charges</i>		
610	4,628	2,619	5,000
626	6,387	5,346	8,000
627	300	500	1,000
650	2,208	908	1,000
698	0	0	0
	<u>13,523</u>	<u>9,373</u>	<u>15,000</u>
	<i>Supplies</i>		
740	0	0	25,000
	<u>0</u>	<u>0</u>	<u>25,000</u>
	<i>Capital Outlay</i>		
	<u>237,649</u>	<u>242,962</u>	<u>302,370</u>
	<b><i>Environmental Health</i></b>		

**SAN PATRICIO COUNTY, TEXAS  
GENERAL FUND  
BUDGET 2015**

	2013 <u>ACTUAL</u>	2014 <u>ESTIMATE</u>	2015 <u>BUDGET</u>
<b>742</b>	<b><i>Animal Control</i></b>		
110	\$ 44,919	\$ 57,754	\$ 64,211
185	975	1,200	1,200
190	551	576	670
195	5,459	5,988	5,000
210	8,136	13,011	14,800
220	3,971	4,471	5,438
230	5,310	5,677	7,577
250	286	205	284
260	218	334	445
	<u>69,823</u>	<u>89,216</u>	<u>99,625</u>
	<i>Personal Services</i>		
312	600	400	1,000
322	9,316	22,920	20,000
330	61	0	100
421	0	300	600
432	4,640	1,400	2,500
442	270	811	300
520	553	1,124	1,350
530	66	48	60
538	224	52	300
580	1,287	686	1,000
598	1,149	590	1,000
	<u>18,166</u>	<u>28,331</u>	<u>28,210</u>
	<i>Other Services and Charges</i>		
610	4,745	1,008	3,000
626	10,565	10,155	12,000
627	589	750	1,500
650	1,152	1,815	1,000
698	428	500	1,000
	<u>17,479</u>	<u>14,228</u>	<u>18,500</u>
	<i>Supplies</i>		
740	37,477	0	0
	<u>37,477</u>	<u>0</u>	<u>0</u>
	<i>Capital Outlay</i>		
	<u>142,945</u>	<u>131,775</u>	<u>146,335</u>
	<b><i>Animal Control</i></b>		
<b>756</b>	<b><i>Mental Health</i></b>		
321	0	2,500	5,000
332	3,688	2,673	5,000
335	0	1,750	3,500
520	55	47	100
580	0	2,500	5,000
598	48,414	48,000	48,000
	<u>52,157</u>	<u>57,470</u>	<u>66,600</u>
	<i>Other Services and Charges</i>		
610	0	0	0
	<u>0</u>	<u>0</u>	<u>0</u>
	<i>Supplies</i>		
	<u>52,157</u>	<u>57,470</u>	<u>66,600</u>
	<b><i>Mental Health</i></b>		



**SAN PATRICIO COUNTY, TEXAS  
GENERAL FUND  
BUDGET 2015**

	2013 <u>ACTUAL</u>	2014 <u>ESTIMATE</u>	2015 <u>BUDGET</u>
<b>760</b>	<b><i>Indigent Health Care</i></b>		
110	\$ 63,019	\$ 67,497	\$ 73,156
115	0	0	0
185	600	600	600
190	945	1,008	1,179
195	255	295	200
210	13,489	13,011	14,800
220	4,643	4,468	5,748
230	6,631	6,021	8,009
250	366	221	301
260	76	87	108
	<u>90,026</u>	<u>93,208</u>	<u>104,101</u>
	<i>Personal Services</i>		
312	200	200	500
324	16,214	10,646	17,000
434	422	283	500
520	0	150	300
530	8	0	0
538	1,879	2,885	2,500
580	0	10	1,500
598	103	85	150
	<u>18,827</u>	<u>14,259</u>	<u>22,450</u>
	<i>Other Services and Charges</i>		
610	2,174	2,358	3,000
650	0	1,000	2,000
698	2,050	1,565	3,000
	<u>4,224</u>	<u>4,923</u>	<u>8,000</u>
	<i>Supplies</i>		
	<u>113,076</u>	<u>112,390</u>	<u>134,551</u>
	<b><i>Indigent Health Care</i></b>		
<b>762</b>	<b><i>Human Services</i></b>		
335	0	0	0
339	86,649	102,885	76,000
520	76	74	150
598	1,650	13,640	27,000
	<u>88,375</u>	<u>116,599</u>	<u>103,150</u>
	<i>Other Services and Charges</i>		
	<u>88,375</u>	<u>116,599</u>	<u>103,150</u>
	<b><i>Human Services</i></b>		
<b>764</b>	<b><i>Community Action Agency</i></b>		
520	33	29	60
598	0	0	0
	<u>33</u>	<u>29</u>	<u>60</u>
	<i>Other Services and Charges</i>		
630	40,000	40,000	40,000
	<u>40,000</u>	<u>40,000</u>	<u>40,000</u>
	<i>Supplies</i>		
	<u>40,033</u>	<u>40,029</u>	<u>40,060</u>
	<b><i>Community Action Agency</i></b>		
	<u>845,450</u>	<u>834,590</u>	<u>898,821</u>
	<b><i>HEALTH &amp; WELFARE</i></b>		

**SAN PATRICIO COUNTY, TEXAS  
GENERAL FUND  
BUDGET 2015**

	2013 <u>ACTUAL</u>	2014 <u>ESTIMATE</u>	2015 <u>BUDGET</u>
<b>780</b>	<b>County Library</b>		
110	\$ 68,401	\$ 71,597	\$ 75,586
185	600	600	600
190	1,131	1,152	1,203
195	673	511	800
210	12,304	11,875	13,320
220	5,472	5,166	5,981
230	7,317	6,524	8,335
250	433	256	312
260	171	195	244
	<u>96,501</u>	<u>97,876</u>	<u>106,381</u>
	<i>Personal Services</i>		
312	415	295	400
432	15	300	600
434	0	640	100
520	672	1,004	1,050
530	573	755	700
538	85	103	100
540	112	0	0
580	1,561	365	2,000
598	26,520	26,000	26,000
	<u>29,952</u>	<u>29,462</u>	<u>30,950</u>
	<i>Other Services and Charges</i>		
610	3,068	1,412	3,000
626	2,336	1,540	3,200
627	0	250	500
641	907	648	1,200
650	0	0	0
698	0	50	100
	<u>6,311</u>	<u>3,900</u>	<u>8,000</u>
	<i>Supplies</i>		
740	22,360	0	0
	<u>22,360</u>	<u>0</u>	<u>0</u>
	<i>Capital Outlay</i>		
	<u>155,125</u>	<u>131,238</u>	<u>145,331</u>
	<b>County Library</b>		

**SAN PATRICIO COUNTY, TEXAS  
GENERAL FUND  
BUDGET 2015**

	2013 <u>ACTUAL</u>	2014 <u>ESTIMATE</u>	2015 <u>BUDGET</u>
<b>782</b>	<b>County Parks</b>		
110	\$ 61,431	\$ 81,710	\$ 85,716
185	600	600	1,200
190	201	252	393
195	174	0	0
210	13,455	18,641	22,200
220	4,774	5,684	6,679
230	6,384	7,173	9,307
250	339	264	350
260	1,094	1,716	2,174
	<u>88,452</u>	<u>116,040</u>	<u>128,019</u>
	<i>Personal Services</i>		
312	0	0	0
330	0	300	600
410	12,159	12,654	12,500
430	0	10,000	10,000
432	654	9,174	2,000
434	4,328	3,969	7,000
520	393	1,351	1,000
530	689	1,665	1,400
580	0	0	0
598	3,170	2,672	11,000
	<u>21,394</u>	<u>41,785</u>	<u>45,500</u>
	<i>Other Services and Charges</i>		
608	0	1,000	2,000
610	8,197	1,462	14,000
626	7,124	5,696	5,500
627	2,615	1,137	2,000
650	1,500	2,250	4,500
698	313	1,959	1,500
	<u>19,750</u>	<u>13,504</u>	<u>29,500</u>
	<i>Supplies</i>		
740	7,500	12,500	0
	<u>7,500</u>	<u>12,500</u>	<u>0</u>
	<i>Capital Outlay</i>		
	<u>137,096</u>	<u>183,829</u>	<u>203,019</u>
	<b>County Parks</b>		

**SAN PATRICIO COUNTY, TEXAS  
GENERAL FUND  
BUDGET 2015**

	2013 <u>ACTUAL</u>	2014 <u>ESTIMATE</u>	2015 <u>BUDGET</u>
<b>784</b>	<b>County Fairgrounds</b>		
110	\$ 125,355	\$ 145,644	\$ 190,441
115	32,396	24,290	22,988
185	1,200	1,200	1,200
190	138	180	818
195	8,464	14,210	15,000
210	29,877	35,168	51,800
220	12,818	14,193	17,630
230	13,900	17,283	24,565
250	958	613	922
260	1,993	2,177	4,040
	<u>227,099</u>	<u>254,958</u>	<u>329,404</u>
	<i>Personal Services</i>		
312	1,405	590	2,000
330	214	150	300
410	135,079	108,683	120,000
424	211	1,450	5,000
430	11,128	23,993	20,000
432	369	2,744	5,000
434	4,101	11,973	15,000
442	4,021	3,638	5,000
450	0	7,500	15,000
451	0	500	1,000
520	88,890	90,903	90,000
530	2,348	2,867	2,200
538	175	210	600
540	5,917	5,918	7,000
550	0	1,200	2,400
580	56	750	1,500
598	22,684	25,572	15,000
	<u>276,599</u>	<u>288,641</u>	<u>307,000</u>
	<i>Other Services and Charges</i>		
602	1,453	1,304	2,500
604	5,269	2,556	3,800
608	0	150	300
610	20,913	14,914	20,000
626	10,511	10,457	16,000
627	1,892	1,793	1,100
630	17,528	18,193	35,000
650	4,508	19,443	40,000
698	90	0	0
	<u>62,164</u>	<u>68,810</u>	<u>118,700</u>
	<i>Supplies</i>		
740	0	15,000	25,000
	<u>0</u>	<u>15,000</u>	<u>25,000</u>
	<i>Capital Outlay</i>		
	<u>565,863</u>	<u>627,409</u>	<u>780,104</u>
	<b>County Fairgrounds</b>		
	<u>858,083</u>	<u>942,476</u>	<u>1,128,454</u>
	<b>CULTURE AND RECREATION</b>		

**SAN PATRICIO COUNTY, TEXAS  
GENERAL FUND  
BUDGET 2015**

	2013 <u>ACTUAL</u>	2014 <u>ESTIMATE</u>	2015 <u>BUDGET</u>
<b>790</b>	<b><i>Agricultural Ext Service</i></b>		
110	\$ 114,673	\$ 120,771	\$ 126,923
115	0	0	0
185	1,800	1,800	1,800
190	746	652	750
195	0	0	0
210	12,010	13,594	14,800
220	6,344	6,251	9,904
230	5,358	4,796	6,201
250	664	394	518
260	348	400	492
	<u>141,943</u>	<u>148,658</u>	<u>161,388</u>
	<i>Personal Services</i>		
312	2,840	3,000	3,500
330	95	0	61
432	1,730	1,305	2,500
434	72	536	1,000
442	5,333	5,376	5,500
520	1,125	1,702	2,000
530	1,739	2,099	2,000
538	1,495	2,569	1,500
540	405	0	0
580	11,745	8,518	14,000
598	1,210	1,500	1,500
	<u>27,789</u>	<u>26,605</u>	<u>33,561</u>
	<i>Other Services and Charges</i>		
610	10,407	6,181	12,000
626	9,027	10,102	12,000
627	282	750	1,500
641	645	1,055	1,000
650	3,700	5,000	5,000
	<u>24,061</u>	<u>23,088</u>	<u>31,500</u>
	<i>Supplies</i>		
740	27,140	38,000	0
	<u>27,140</u>	<u>38,000</u>	<u>0</u>
	<i>Capital Outlay</i>		
	<u>220,933</u>	<u>236,351</u>	<u>226,449</u>
	<b><i>Agricultural Ext Service</i></b>		
<b>792</b>	<b><i>Environmental Conservation</i></b>		
312	8,000	0	8,000
520	7	28	13
598	0	39,500	39,500
	<u>8,007</u>	<u>39,528</u>	<u>47,513</u>
	<i>Other Services and Charges</i>		
	<u>8,007</u>	<u>39,528</u>	<u>47,513</u>
	<b><i>Environmental Conservation</i></b>		
	<u>228,940</u>	<u>275,879</u>	<u>273,962</u>
	<b><i>CONSERVATION</i></b>		

**SAN PATRICIO COUNTY, TEXAS  
GENERAL FUND  
BUDGET 2015**

	2013 <u>ACTUAL</u>	2014 <u>ESTIMATE</u>	2015 <u>BUDGET</u>
<b>798</b>	<b><i>Economic Development</i></b>		
312	0	15,000	20,000
501	0	105,000	105,000
520	0	0	0
598	0	35,000	35,000
	<u>0</u>	<u>155,000</u>	<u>160,000</u>
	<b><i>Economic Development</i></b>	<b><i>Economic Development</i></b>	<b><i>Economic Development</i></b>
	<u>0</u>	<u>155,000</u>	<u>160,000</u>
	<b><i>ECONOMIC DEVELOPMENT</i></b>	<b><i>ECONOMIC DEVELOPMENT</i></b>	<b><i>ECONOMIC DEVELOPMENT</i></b>
	<u>0</u>	<u>155,000</u>	<u>160,000</u>
<b>900</b>	<b><i>Operating Transfers Out</i></b>		
150	\$ 270,059	\$ 274,571	\$ 284,346
151	349,988	350,266	369,991
154	0	24,000	0
406	42,147	42,583	48,440
500	40,000	236,000	456,000
550	0	330,000	400,000
551	27,103	26,748	0
556	0	19,514	0
720	350,000	1,081,440	780,000
721	0	0	200,000
723	5,000	0	0
999	0	0	1,000,000
	<u>0</u>	<u>0</u>	<u>1,000,000</u>
	<b><i>Operating Transfers Out</i></b>	<b><i>Operating Transfers Out</i></b>	<b><i>Operating Transfers Out</i></b>
	<u>1,084,297</u>	<u>2,385,122</u>	<u>3,538,777</u>
	<b>TOTAL TRANSFERS</b>	<b>TOTAL TRANSFERS</b>	<b>TOTAL TRANSFERS</b>
	<u>1,084,297</u>	<u>2,385,122</u>	<u>3,538,777</u>
	<b><i>Total Expenditures and Transfers</i></b>	<b><i>Total Expenditures and Transfers</i></b>	<b><i>Total Expenditures and Transfers</i></b>
	\$ <u>21,698,813</u>	\$ <u>24,524,075</u>	\$ <u>28,175,706</u>

## **SPECIAL REVENUE FUNDS**

---

**Special Revenue Funds for San Patricio County consist of the Road and Bridge Funds which collectively comprise the constitutional Road and Bridge Fund, Judicial District-Wide Funds, Grant-In-Funds, and Other Revenue Funds.**

---

**SAN PATRICIO COUNTY, TEXAS  
ROAD & BRIDGE PRECINCT #1  
BUDGET 2015**

	2013 <u>ACTUAL</u>	2014 <u>ESTIMATE</u>	2015 <u>BUDGET</u>
Beginning Balance	\$ 298,790	\$ 469,701	\$ 544,934
Revenues	765,409	862,602	828,025
Transfers In	<u>0</u>	<u>0</u>	<u>0</u>
Total Revenues and Transfers In	<u>765,409</u>	<u>862,602</u>	<u>828,025</u>
Available Resources	<u>1,064,199</u>	<u>1,332,303</u>	<u>1,372,959</u>
Expenditures	589,498	782,369	964,867
Transfers Out	<u>5,000</u>	<u>5,000</u>	<u>80,000</u>
Total Expenditures and Transfer Out	<u>594,498</u>	<u>787,369</u>	<u>1,044,867</u>
Ending Balance	\$ <u><u>469,701</u></u>	\$ <u><u>544,934</u></u>	\$ <u><u>328,092</u></u>



**SAN PATRICIO COUNTY, TEXAS  
ROAD & BRIDGE PRECINCT #1  
BUDGET 2015**

	2013 <u>ACTUAL</u>	2014 <u>ESTIMATE</u>	2015 <u>BUDGET</u>
310-110 Ad Valorem - Current	\$ 470,106	\$ 550,922	\$ 549,807
310-120 Ad Valorem - Delinquent	<u>15,976</u>	<u>14,398</u>	<u>14,320</u>
General Property Taxes	<u>486,081</u>	<u>565,320</u>	<u>564,127</u>
320-101 Occupation Permits	<u>3,622</u>	<u>1,793</u>	<u>1,794</u>
Business Licenses/Permits	<u>3,622</u>	<u>1,793</u>	<u>1,794</u>
330-500 Lateral Road Distribution	4,542	4,225	4,225
330-501 Weight Permit Fees	<u>20,701</u>	<u>15,019</u>	<u>17,253</u>
State Shared Revenue	<u>25,243</u>	<u>19,244</u>	<u>21,478</u>
340-501 Motor Vehicle Registration	77,038	68,538	62,111
340-503 MVR-Road & Bridge Fee	104,232	113,232	113,352
340-505 Maintenance Charges	<u>0</u>	<u>0</u>	<u>0</u>
Other Fees	<u>181,270</u>	<u>181,770</u>	<u>175,463</u>
350-111 County Clerk	38,472	42,402	38,474
350-112 District Clerk	21,682	28,892	21,739
350-501 L&W Fines	<u>3,262</u>	<u>3,828</u>	<u>3,250</u>
Fines	<u>63,417</u>	<u>75,122</u>	<u>63,463</u>
360-101 Interest Earnings	<u>759</u>	<u>707</u>	<u>700</u>
Investment Earnings	<u>759</u>	<u>707</u>	<u>700</u>
370-100 Sale of Fixed Assets	2,500	15,285	0
370-305 Road Material Sales	1,017	849	0
370-401 Refunds, Sundry	<u>1,500</u>	<u>2,512</u>	<u>1,000</u>
Other Revenue	<u>5,017</u>	<u>18,646</u>	<u>1,000</u>
<b>Total Revenues</b>	<u>\$ 765,409</u>	<u>\$ 862,602</u>	<u>\$ 828,025</u>

**SAN PATRICIO COUNTY, TEXAS  
ROAD & BRIDGE PRECINCT #1  
BUDGET 2015**

	2013 <u>ACTUAL</u>	2014 <u>ESTIMATE</u>	2015 <u>BUDGET</u>
<b>721 Road &amp; Bridge Pct. #1</b>			
101 Elected Officials	\$ 59,594	\$ 62,574	\$ 65,703
110 Regular Employees	172,017	202,434	235,495
115 Temporary Employees	14,608	15,502	11,924
185 Phone Allowance	1,800	1,800	1,800
190 Longevity Pay	2,798	3,120	3,476
195 Overtime	1,493	1,532	700
210 Group Insurance	37,031	55,233	66,600
220 Social Security Taxes	18,727	21,365	24,412
230 Retirement Contributions	24,440	29,542	34,017
250 Unemployment Insurance	1,082	711	1,007
260 Workers' Compensation Ins	5,361	6,337	7,811
Personal Services	<u>338,951</u>	<u>400,150</u>	<u>452,945</u>
312 Conference and Assoc Dues	1,390	1,230	1,500
330 Pre-Employment Physicals	0	187	272
332 Attorney Fees	0	0	100
336 Engineering/Architectural	1,291	0	750
410 Utilities	8,414	6,801	10,000
421 Waste Disposal	0	500	1,000
430 Building Repairs/Maint	1,812	5,370	1,500
432 Vehicle Repairs/Maint	626	2,207	4,700
434 Equipment Repairs/Maint	20,082	6,519	13,000
442 Vehicle/Equipment Rental	0	2,500	6,000
450 Construction Services	0	0	0
451 Sealcoating	0	55,328	150,000
520 Insurance/Bond Premiums	6,018	5,895	13,510
530 Telephone	1,008	1,269	2,000
538 Postage	58	120	150
540 Public Notices	0	100	200
580 Travel	2,552	2,564	5,000
588 Hauling Charges	500	6,900	13,800
598 Misc Services & Charges	3,063	1,128	2,000
Other Services and Charges	<u>46,815</u>	<u>98,618</u>	<u>225,482</u>
602 Repair Materials	39,067	62,177	100,000
604 Repair Parts	10,555	18,307	9,500
608 Signage	3,354	6,448	2,000
610 General Supplies	9,589	12,251	10,190
626 Fuel, Oil, Lubricants	52,546	136,475	55,000
627 Automotive Supplies	12,311	14,193	6,000
641 Books, Subscriptions	0	0	50
650 NCO Furniture/Equipment	0	1,250	2,500
698 Other Supplies	1,116	1,200	1,200
Supplies	<u>128,539</u>	<u>252,301</u>	<u>186,440</u>

**SAN PATRICIO COUNTY, TEXAS  
ROAD & BRIDGE PRECINCT #1  
BUDGET 2015**

		2013 <u>ACTUAL</u>	2014 <u>ESTIMATE</u>	2015 <u>BUDGET</u>
740	Machinery and Equipment	\$ 75,193	\$ 31,300	\$ 100,000
	Capital Outlay	<u>75,193</u>	<u>31,300</u>	<u>100,000</u>
<b>900</b>	<b>Operating Transfers Out</b>			
720	Capital Improvements	5,000	5,000	20,000
999	Contingency Transfers	<u>0</u>	<u>0</u>	<u>60,000</u>
	Operating Transfers Out	<u>5,000</u>	<u>5,000</u>	<u>80,000</u>
	<b>Road &amp; Bridge Pct. #1</b>	<u>\$ 594,498</u>	<u>\$ 787,369</u>	<u>\$ 1,044,867</u>

**SAN PATRICIO COUNTY, TEXAS  
ROAD & BRIDGE PRECINCT #2  
BUDGET 2015**

	2013 <u>ACTUAL</u>	2014 <u>ESTIMATE</u>	2015 <u>BUDGET</u>
Beginning Balance	\$ <u>648,377</u>	\$ <u>724,462</u>	\$ <u>887,309</u>
Revenues	1,079,918	1,198,655	1,174,197
Transfers In	<u>0</u>	<u>0</u>	<u>0</u>
Total Revenues and Transfers In	<u>1,079,918</u>	<u>1,198,655</u>	<u>1,174,197</u>
Available Resources	<u>1,728,295</u>	<u>1,923,117</u>	<u>2,061,506</u>
Expenditures	958,833	990,808	1,414,427
Transfers Out	<u>45,000</u>	<u>45,000</u>	<u>70,000</u>
Total Expenditures and Transfer Out	<u>1,003,833</u>	<u>1,035,808</u>	<u>1,484,427</u>
Ending Balance	\$ <u><u>724,462</u></u>	\$ <u><u>887,309</u></u>	\$ <u><u>577,079</u></u>

**SAN PATRICIO COUNTY, TEXAS  
ROAD & BRIDGE PRECINCT #2  
BUDGET 2015**

	2013 <u>ACTUAL</u>	2014 <u>ESTIMATE</u>	2015 <u>BUDGET</u>
310-110 Ad Valorem - Current	\$ 668,224	\$ 784,902	\$ 781,514
310-120 Ad Valorem - Delinquent	<u>22,708</u>	<u>20,465</u>	<u>20,355</u>
General Property Taxes	<u>690,933</u>	<u>805,367</u>	<u>801,869</u>
320-101 Occupation Permits	<u>5,149</u>	<u>2,548</u>	<u>2,550</u>
Business Licenses/Permits	<u>5,149</u>	<u>2,548</u>	<u>2,550</u>
330-500 Lateral Road Distribution	6,457	6,006	6,006
330-501 Weight Permit Fees	<u>29,425</u>	<u>0</u>	<u>24,524</u>
State Shared Revenue	<u>35,881</u>	<u>6,006</u>	<u>30,530</u>
340-501 Motor Vehicle Registration	109,504	97,422	88,286
340-503 MVR-Road & Bridge Fee	148,159	160,952	161,123
340-505 Maintenance Charges	<u>0</u>	<u>0</u>	<u>0</u>
Other Fees	<u>257,663</u>	<u>258,374</u>	<u>249,409</u>
350-111 County Clerk	54,685	60,272	54,689
350-112 District Clerk	30,820	41,069	30,900
350-501 L&W Fines	<u>3,265</u>	<u>3,826</u>	<u>3,250</u>
Fines	<u>88,770</u>	<u>105,167</u>	<u>88,839</u>
360-101 Interest Earnings	<u>1,285</u>	<u>1,089</u>	<u>1,000</u>
Investment Earnings	<u>1,285</u>	<u>1,089</u>	<u>1,000</u>
370-100 Sale of Fixed Assets	0	17,668	0
370-401 Refunds, Sundry	<u>237</u>	<u>2,436</u>	<u>0</u>
Other Revenue	<u>237</u>	<u>20,104</u>	<u>0</u>
<b>Total Revenues</b>	<u>\$ 1,079,918</u>	<u>\$ 1,198,655</u>	<u>\$ 1,174,197</u>

**SAN PATRICIO COUNTY, TEXAS  
ROAD & BRIDGE PRECINCT #2  
BUDGET 2015**

	2013 <u>ACTUAL</u>	2014 <u>ESTIMATE</u>	2015 <u>BUDGET</u>
<b>722 Road &amp; Bridge Pct. #2</b>			
101 Elected Officials	\$ 59,594	\$ 62,574	\$ 65,703
110 Regular Employees	358,525	355,332	406,575
115 Temporary Employees	2,875	4,383	10,530
185 Phone Allowance	1,800	1,800	1,800
190 Longevity Pay	4,577	4,314	4,440
195 Overtime	3,796	1,384	13,000
210 Group Insurance	75,429	79,127	88,800
220 Social Security Taxes	31,488	31,657	38,408
230 Retirement Contributions	43,952	46,348	53,518
250 Unemployment Insurance	2,021	1,219	1,739
260 Workers' Compensation Ins	10,285	11,280	14,134
Personal Services	<u>594,340</u>	<u>599,418</u>	<u>698,647</u>
312 Conference and Assoc Dues	1,250	3,680	4,000
330 Pre-Employment Physicals	842	78	1,000
332 Attorney Fees	0	0	0
336 Engineering/Architectural	0	0	1,000
410 Utilities	7,869	6,293	9,000
421 Waste Disposal	1,174	1,229	8,000
430 Building Repairs/Maint	4,114	5,500	10,000
432 Vehicle Repairs/Maint	7,395	5,719	10,000
434 Equipment Repairs/Maint	12,489	9,433	15,000
442 Vehicle/Equipment Rental	3,017	3,240	9,000
450 Construction Services	0	1,500	3,000
520 Insurance/Bond Premiums	10,771	11,080	19,000
530 Telephone	7,963	11,927	11,000
538 Postage	46	40	80
540 Public Notices	47	500	1,000
580 Travel	4,842	8,813	11,000
598 Misc Services & Charges	5,158	5,636	7,000
Other Services and Charges	<u>66,977</u>	<u>74,668</u>	<u>119,080</u>
602 Repair Materials	153,708	136,222	260,000
604 Repair Parts	21,904	19,951	32,000
608 Signage	4,861	3,311	8,000
610 General Supplies	13,600	16,432	18,000
626 Fuel, Oil, Lubricants	78,987	66,936	99,000
627 Automotive Supplies	11,253	15,310	28,000
641 Books, Subscriptions	454	350	700
650 NCO Furniture/Equipment	3,780	8,500	17,000
698 Other Supplies	1,469	2,564	4,000
Supplies	<u>290,016</u>	<u>269,576</u>	<u>466,700</u>

**SAN PATRICIO COUNTY, TEXAS  
ROAD & BRIDGE PRECINCT #2  
BUDGET 2015**

		2013 <u>ACTUAL</u>	2014 <u>ESTIMATE</u>	2015 <u>BUDGET</u>
740	Machinery and Equipment Capital Outlay	\$ <u>7,500</u>	\$ <u>47,146</u>	\$ <u>130,000</u>
		<u>7,500</u>	<u>47,146</u>	<u>130,000</u>
<b>900</b>	<b>Operating Transfers Out</b>			
720	Capital Improvements	45,000	45,000	45,000
999	Contingency Transfers	<u>0</u>	<u>0</u>	<u>25,000</u>
	Operating Transfers Out	<u>45,000</u>	<u>45,000</u>	<u>70,000</u>
	<b>Road &amp; Bridge Pct. #2</b>	<u>\$ 1,003,833</u>	<u>\$ 1,035,808</u>	<u>\$ 1,484,427</u>

**SAN PATRICIO COUNTY, TEXAS  
ROAD & BRIDGE PRECINCT #3  
BUDGET 2015**

	<u>2013 ACTUAL</u>	<u>2014 ESTIMATE</u>	<u>2015 BUDGET</u>
Beginning Balance	\$ <u>365,037</u>	\$ <u>592,523</u>	\$ <u>1,115,644</u>
Revenues	1,811,739	2,033,489	1,962,974
Transfers In	<u>0</u>	<u>0</u>	<u>0</u>
Total Revenues and Transfers In	<u>1,811,739</u>	<u>2,033,489</u>	<u>1,962,974</u>
Available Resources	<u>2,176,776</u>	<u>2,626,012</u>	<u>3,078,618</u>
Expenditures	1,444,253	1,470,368	2,418,158
Transfers Out	<u>140,000</u>	<u>40,000</u>	<u>80,000</u>
Total Expenditures and Transfer Out	<u>1,584,253</u>	<u>1,510,368</u>	<u>2,498,158</u>
Ending Balance	\$ <u><u>592,523</u></u>	\$ <u><u>1,115,644</u></u>	\$ <u><u>580,460</u></u>



**SAN PATRICIO COUNTY, TEXAS  
ROAD & BRIDGE PRECINCT #3  
BUDGET 2015**

	2013 <u>ACTUAL</u>	2014 <u>ESTIMATE</u>	2015 <u>BUDGET</u>
310-110 Ad Valorem - Current	\$ 1,116,341	\$ 1,306,450	\$ 1,305,604
310-120 Ad Valorem - Delinquent	<u>37,937</u>	<u>34,189</u>	<u>34,005</u>
General Property Taxes	<u>1,154,278</u>	<u>1,340,639</u>	<u>1,339,609</u>
320-101 Occupation Permits	<u>8,602</u>	<u>4,257</u>	<u>4,261</u>
Business Licenses/Permits	<u>8,602</u>	<u>4,257</u>	<u>4,261</u>
330-500 Lateral Road Distribution	10,787	10,034	10,034
330-501 Weight Permit Fees	<u>49,157</u>	<u>35,660</u>	<u>40,970</u>
State Shared Revenue	<u>59,944</u>	<u>45,694</u>	<u>51,004</u>
340-501 Motor Vehicle Registration	182,939	162,754	147,492
340-503 MVR-Road & Bridge Fee	247,515	268,887	269,173
340-505 Maintenance Charges	0	0	0
340-601 Waste Disposal Fees	<u>2,695</u>	<u>2,499</u>	<u>2,500</u>
Other Fees	<u>433,149</u>	<u>434,140</u>	<u>419,165</u>
350-111 County Clerk	91,357	100,691	91,363
350-112 District Clerk	51,488	68,610	51,622
350-501 L&W Fines	<u>3,263</u>	<u>3,826</u>	<u>3,250</u>
Fines	<u>146,108</u>	<u>173,127</u>	<u>146,235</u>
360-101 Interest Earnings	<u>1,283</u>	<u>1,352</u>	<u>1,200</u>
Investment Earnings	<u>1,283</u>	<u>1,352</u>	<u>1,200</u>
370-100 Sale of Fixed Assets	0	29,042	0
370-305 Road Material Sales	6,510	800	500
370-401 Refunds, Sundry	<u>1,866</u>	<u>4,438</u>	<u>1,000</u>
Other Revenue	<u>8,376</u>	<u>34,280</u>	<u>1,500</u>
<b>Total Revenues</b>	<b>\$ <u>1,811,739</u></b>	<b>\$ <u>2,033,489</u></b>	<b>\$ <u>1,962,974</u></b>

**SAN PATRICIO COUNTY, TEXAS  
ROAD & BRIDGE PRECINCT #3  
BUDGET 2015**

	2013 <u>ACTUAL</u>	2014 <u>ESTIMATE</u>	2015 <u>BUDGET</u>
<b>723 Road &amp; Bridge Pct. #3</b>			
101 Elected Officials	\$ 59,594	\$ 62,574	\$ 65,703
110 Regular Employees	357,497	356,361	560,292
115 Temporary Employees	35,037	43,826	45,920
185 Phone Allowance	2,400	2,400	3,600
190 Longevity Pay	4,368	4,098	4,640
195 Overtime	18,043	27,909	20,000
210 Group Insurance	94,466	90,168	155,400
220 Social Security Taxes	35,954	37,406	53,563
230 Retirement Contributions	45,533	49,723	74,637
250 Unemployment Insurance	2,494	1,377	2,533
260 Workers' Compensation Ins	13,769	15,575	19,470
Personal Services	<u>669,155</u>	<u>691,417</u>	<u>1,005,758</u>
312 Conference and Assoc Dues	195	840	3,000
330 Pre-Employment Physicals	610	430	1,000
336 Engineering/Architectural	0	1,500	3,000
410 Utilities	14,503	12,918	20,000
421 Waste Disposal	12,832	11,520	12,000
430 Building Repairs/Maint	2,499	5,000	10,000
432 Vehicle Repairs/Maint	22,367	20,831	20,000
434 Equipment Repairs/Maint	4,530	19,361	30,000
442 Vehicle/Equipment Rental	21,600	10,800	10,000
450 Construction Services	0	2,100	5,000
451 Sealcoating	332,921	275,000	400,000
520 Insurance/Bond Premiums	15,811	15,112	35,000
530 Telephone	3,638	4,077	6,000
538 Postage	175	100	100
540 Public Notices	47	150	300
580 Travel	680	3,524	7,000
588 Hauling Charges	0	2,500	5,000
598 Misc Services & Charges	9,810	4,296	10,000
Other Services and Charges	<u>442,218</u>	<u>390,059</u>	<u>577,400</u>
602 Repair Materials	132,397	182,492	500,000
604 Repair Parts	29,970	25,615	35,000
608 Signage	5,855	11,013	12,000
610 General Supplies	16,669	8,372	20,000
626 Fuel, Oil, Lubricants	120,176	113,178	140,000
627 Automotive Supplies	12,764	12,794	15,000
650 NCO Furniture/Equipment	4,902	8,902	10,000
698 Other Supplies	2,553	1,526	3,000
Supplies	<u>325,285</u>	<u>363,892</u>	<u>735,000</u>

**SAN PATRICIO COUNTY, TEXAS  
ROAD & BRIDGE PRECINCT #3  
BUDGET 2015**

		2013 <u>ACTUAL</u>	2014 <u>ESTIMATE</u>	2015 <u>BUDGET</u>
740	Machinery and Equipment Capital Outlay	\$ <u>7,595</u>	\$ <u>25,000</u>	\$ <u>100,000</u>
		<u>7,595</u>	<u>25,000</u>	<u>100,000</u>
<b>900</b>	<b>Operating Transfers Out</b>			
720	Capital Improvements	140,000	40,000	40,000
999	Contingency Transfers Transfers Out	<u>0</u>	<u>0</u>	<u>40,000</u>
		<u>140,000</u>	<u>40,000</u>	<u>80,000</u>
	<b>Road &amp; Bridge Pct. #3</b>	\$ <u>1,584,253</u>	\$ <u>1,510,368</u>	\$ <u>2,498,158</u>

**SAN PATRICIO COUNTY, TEXAS  
ROAD & BRIDGE PRECINCT #4  
BUDGET 2015**

	2013 <u>ACTUAL</u>	2014 <u>ESTIMATE</u>	2015 <u>BUDGET</u>
Beginning Balance	\$ 356,463	\$ 424,076	\$ 571,190
Revenues	781,482	847,263	828,725
Transfers In	<u>0</u>	<u>0</u>	<u>0</u>
Total Revenues and Transfers In	<u>781,482</u>	<u>847,263</u>	<u>828,725</u>
Available Resources	<u>1,137,945</u>	<u>1,271,339</u>	<u>1,399,915</u>
Expenditures	713,869	700,149	758,177
Transfers Out	<u>0</u>	<u>0</u>	<u>32,000</u>
Total Expenditures and Transfer Out	<u>713,869</u>	<u>700,149</u>	<u>790,177</u>
Ending Balance	\$ <u><u>424,076</u></u>	\$ <u><u>571,190</u></u>	\$ <u><u>609,738</u></u>

**SAN PATRICIO COUNTY, TEXAS  
ROAD & BRIDGE PRECINCT #4  
BUDGET 2015**

	2013 <u>ACTUAL</u>	2014 <u>ESTIMATE</u>	2015 <u>BUDGET</u>
310-110 Ad Valorem - Current	\$ 470,106	\$ 550,922	\$ 549,807
310-120 Ad Valorem - Delinquent	<u>15,976</u>	<u>14,398</u>	<u>14,320</u>
General Property Taxes	<u>486,081</u>	<u>565,320</u>	<u>564,127</u>
320-101 Occupation Permits	<u>3,622</u>	<u>1,793</u>	<u>1,794</u>
Business Licenses/Permits	<u>3,622</u>	<u>1,793</u>	<u>1,794</u>
330-500 Lateral Road Distribution	4,542	4,225	4,225
330-501 Weight Permit Fees	<u>20,701</u>	<u>15,019</u>	<u>17,253</u>
State Shared Revenue	<u>25,243</u>	<u>19,244</u>	<u>21,478</u>
340-501 Motor Vehicle Registration	77,038	68,538	62,111
340-503 MVR-Road & Bridge Fee	104,232	113,212	113,352
340-505 Maintenance Charges	<u>0</u>	<u>0</u>	<u>0</u>
Other Fees	<u>181,270</u>	<u>181,750</u>	<u>175,463</u>
350-111 County Clerk	38,472	42,402	38,474
350-112 District Clerk	21,682	28,892	21,739
350-501 L&W Fines	<u>3,263</u>	<u>3,828</u>	<u>3,250</u>
Fines	<u>63,417</u>	<u>75,122</u>	<u>63,463</u>
360-101 Interest Earnings	<u>774</u>	<u>680</u>	<u>600</u>
Investment Earnings	<u>774</u>	<u>680</u>	<u>600</u>
370-100 Sale of Fixed Assets	7,800	109	0
370-101 Insurance Recovery-Assets	0	0	0
370-305 Road Material Sales	5,504	926	800
370-401 Refunds, Sundry	<u>7,771</u>	<u>2,319</u>	<u>1,000</u>
Other Revenue	<u>21,075</u>	<u>3,354</u>	<u>1,800</u>
<b>Total Revenues</b>	<b>\$ <u>781,482</u></b>	<b>\$ <u>847,263</u></b>	<b>\$ <u>828,725</u></b>

**SAN PATRICIO COUNTY, TEXAS  
ROAD & BRIDGE PRECINCT #4  
BUDGET 2015**

	2013 <u>ACTUAL</u>	2014 <u>ESTIMATE</u>	2015 <u>BUDGET</u>
<b>724 Road &amp; Bridge Pct. #4</b>			
101 Elected Officials	\$ 59,594	\$ 62,574	\$ 65,703
110 Regular Employees	186,124	202,217	225,185
115 Temporary Employees	2,365	1,000	3,150
185 Phone Allowance	2,400	2,400	2,400
190 Longevity Pay	3,558	3,600	3,755
195 Overtime	13,817	14,506	15,000
210 Group Insurance	42,193	44,447	51,800
220 Social Security Taxes	19,974	21,339	24,113
230 Retirement Contributions	27,484	31,158	33,599
250 Unemployment Insurance	1,204	752	992
260 Workers' Compensation Ins	5,352	5,997	7,580
Personal Services	<u>364,064</u>	<u>389,990</u>	<u>433,277</u>
312 Conference and Assoc Dues	690	560	2,000
330 Pre-Employment Physicals	201	78	200
336 Engineering/Architectural	3,198	0	1,200
341 Other Professional Services	0	0	0
410 Utilities	6,241	6,681	6,000
421 Waste Disposal	0	500	1,000
423 Janitorial Service	0	0	1,000
430 Building Repairs/Maint	0	1,113	5,000
432 Vehicle Repairs/Maint	9,421	5,016	15,000
434 Equipment Repairs/Maint	39,719	10,917	20,000
442 Vehicle/Equipment Rental	0	0	1,000
450 Construction Services	0	21,625	0
451 Sealcoating	85,517	55,000	65,000
520 Insurance/Bond Premiums	8,109	8,200	18,000
530 Telephone	3,508	4,402	3,000
538 Postage	276	150	300
540 Public Notices	552	100	200
580 Travel	1,287	1,618	9,000
588 Hauling Charges	0	0	0
598 Misc Services & Charges	6,018	5,468	4,000
Other Services and Charges	<u>164,735</u>	<u>121,428</u>	<u>151,900</u>
602 Repair Materials	31,480	68,833	75,000
604 Repair Parts	7,495	4,839	10,000
608 Signage	2,831	746	2,500
610 General Supplies	12,621	11,633	7,000
626 Fuel, Oil, Lubricants	61,065	64,301	60,000
627 Automotive Supplies	21,475	21,002	15,000
650 NCO Furniture/Equipment	3,961	3,177	1,500
698 Other Supplies	901	1,200	2,000
Supplies	<u>141,830</u>	<u>175,731</u>	<u>173,000</u>

**SAN PATRICIO COUNTY, TEXAS  
ROAD & BRIDGE PRECINCT #4  
BUDGET 2015**

		2013 <u>ACTUAL</u>	2014 <u>ESTIMATE</u>	2015 <u>BUDGET</u>
740	Machinery and Equipment Capital Outlay	\$ <u>43,240</u>	\$ <u>13,000</u>	\$ <u>0</u>
		<u>43,240</u>	<u>13,000</u>	<u>0</u>
<b>900</b>	<b>Operating Transfers Out</b>			
720	Capital Improvements	0	0	32,000
999	Contingency Transfers	<u>0</u>	<u>0</u>	<u>0</u>
	Operating Transfers Out	<u>0</u>	<u>0</u>	<u>32,000</u>
	<b>Road &amp; Bridge Pct. #4</b>	<u>\$ 713,869</u>	<u>\$ 700,149</u>	<u>\$ 790,177</u>

**SAN PATRICIO COUNTY, TEXAS  
INDIGENT HEALTH CARE  
BUDGET 2015**

	2013 <u>ACTUAL</u>	2014 <u>ESTIMATE</u>	2015 <u>BUDGET</u>
Beginning Balance	\$ 445,626	\$ 101,243	\$ 198
Revenues	471	100	50
Transfers In	<u>0</u>	<u>330,000</u>	<u>400,000</u>
Total Revenues and Transfers In	<u>471</u>	<u>330,100</u>	<u>400,050</u>
Available Resources	<u>446,097</u>	<u>431,343</u>	<u>400,248</u>
Expenditures	344,854	431,145	400,000
Transfers Out	<u>0</u>	<u>0</u>	<u>0</u>
Total Expenditures and Transfer Out	<u>344,854</u>	<u>431,145</u>	<u>400,000</u>
Ending Balance	\$ <u>101,243</u>	\$ <u>198</u>	\$ <u>248</u>



**SAN PATRICIO COUNTY, TEXAS  
INDIGENT HEALTH CARE  
BUDGET 2015**

	2013 <u>ACTUAL</u>	2014 <u>ESTIMATE</u>	2015 <u>BUDGET</u>
330-371 State IHC Assistance Fund	\$ 0	\$ 0	\$ 0
Grants	<u>0</u>	<u>0</u>	<u>0</u>
360-101 Interest Earnings	<u>471</u>	<u>100</u>	<u>50</u>
Investment Earnings	<u>471</u>	<u>100</u>	<u>50</u>
370-401 Refunds, Sundry	0	0	0
390-010 General Fund	<u>0</u>	<u>330,000</u>	<u>400,000</u>
Other Revenue and Transfers In	<u>0</u>	<u>330,000</u>	<u>400,000</u>
<b>Total Revenue and Transfers In</b>	<b>\$ <u>471</u></b>	<b>\$ <u>330,100</u></b>	<b>\$ <u>400,050</u></b>
<b>760 Indigent Health Care</b>			
331 Physician Services	\$ 74,930	\$ 83,287	\$ 93,600
335 Hospital/Medical Services	66,134	47,793	98,600
337 Outpatient Hospital Svcs	115,258	195,433	94,000
338 Lab & X-Ray Services	41,180	40,928	43,400
341 Other Professional Services	974	2,998	1,500
345 Skilled Nursing	0	0	50
361 Ambulatory Surgical Center	4,117	4,717	5,800
362 Colostomy Supplies/Equip	0	0	50
363 Dental Care	0	0	50
364 Diabetic Supplies/Equip	0	0	50
365 Durable Medical Equip	0	0	50
366 Hom/Community Health Care	0	0	50
661 Prescription Drugs	38,510	50,207	58,100
662 Diabetic Supplies/Equip	<u>3,751</u>	<u>5,782</u>	<u>4,700</u>
Other Services and Charges	<u>344,854</u>	<u>431,145</u>	<u>400,000</u>
<b>Indigent Health Care</b>	<b>\$ <u>344,854</u></b>	<b>\$ <u>431,145</u></b>	<b>\$ <u>400,000</u></b>

**SAN PATRICIO COUNTY, TEXAS  
DISTRICT COURT OPERATING  
BUDGET 2015**

	2013 <u>ACTUAL</u>	2014 <u>ESTIMATE</u>	2015 <u>BUDGET</u>
Beginning Balance	\$ 52,987	\$ 72,652	\$ 56,848
Revenues	280,682	285,178	295,209
Transfers In	<u>270,059</u>	<u>274,571</u>	<u>284,346</u>
Total Revenues and Transfers In	<u>550,741</u>	<u>559,749</u>	<u>579,555</u>
Available Resources	<u>603,728</u>	<u>632,401</u>	<u>636,403</u>
Expenditures	531,076	575,553	626,403
Transfers Out	<u>0</u>	<u>0</u>	<u>0</u>
Total Expenditures and Transfer Out	<u>531,076</u>	<u>575,553</u>	<u>626,403</u>
Ending Balance	\$ <u>72,652</u>	\$ <u>56,848</u>	\$ <u>10,000</u>

**SAN PATRICIO COUNTY, TEXAS  
DISTRICT COURT OPERATING  
BUDGET 2015**

	2013 <u>ACTUAL</u>	2014 <u>ESTIMATE</u>	2015 <u>BUDGET</u>
330-810 P/R Share-Aransas Co.	\$ 96,507	\$ 98,119	\$ 101,612
330-812 P/R Share-Bee Co.	132,775	134,993	139,799
330-814 P/R Share-Live Oak Co.	48,053	48,856	50,596
330-816 P/R Share-McMullen Co.	<u>2,946</u>	<u>2,996</u>	<u>3,102</u>
Shared Revenue with Local Gov'ts	<u>280,281</u>	<u>284,964</u>	<u>295,109</u>
360-101 Interest Earnings	<u>241</u>	<u>214</u>	<u>100</u>
Investment Earnings	<u>241</u>	<u>214</u>	<u>100</u>
370-401 Refunds, Sundry	160	0	0
390-010 General Fund	<u>270,059</u>	<u>274,571</u>	<u>284,346</u>
Other Revenue and Transfers In	<u>270,219</u>	<u>274,571</u>	<u>284,346</u>
<b>Total Revenue and Transfers In</b>	<b>\$ <u>550,741</u></b>	<b>\$ <u>559,749</u></b>	<b>\$ <u>579,555</u></b>

**SAN PATRICIO COUNTY, TEXAS  
DISTRICT COURT OPERATING  
BUDGET 2015**

	<u>2013 ACTUAL</u>	<u>2014 ESTIMATE</u>	<u>2015 BUDGET</u>
<b>460 District Court</b>			
110 Regular Employees	\$ 378,987	\$ 404,052	\$ 424,258
115 Temporary Employees	0	0	0
190 Longevity Pay	2,945	2,967	3,146
210 Group Insurance	36,081	42,101	51,800
220 Social Security Taxes	28,383	30,332	32,697
230 Retirement Contributions	39,072	44,202	45,562
250 Unemployment Insurance	2,184	1,302	1,709
260 Workers' Compensation Ins	1,139	1,477	1,628
Personal Services	<u>488,791</u>	<u>526,433</u>	<u>560,800</u>
312 Conference and Assoc Dues	3,180	3,350	6,500
329 Court Reporter Services	0	0	0
330 Pre-Employment Physicals	148	0	100
434 Equipment Repairs/Maint	0	350	700
520 Insurance/Bond Premiums	2,849	9,500	9,000
530 Telephone	4,455	4,010	4,000
538 Postage	3,887	5,841	5,000
540 Public Notices	843	0	500
580 Travel	5,792	6,568	10,000
598 Misc Services & Charges	17,598	12,919	23,303
Other Services and Charges	<u>38,752</u>	<u>42,538</u>	<u>59,103</u>
610 General Supplies	3,533	5,332	4,000
650 NCO Furniture/Equipment	0	1,250	2,500
Supplies	<u>3,533</u>	<u>6,582</u>	<u>6,500</u>
740 Machinery and Equipment	0	0	0
Capital Outlay	<u>0</u>	<u>0</u>	<u>0</u>
<b>District Court</b>	<u>\$ 531,076</u>	<u>\$ 575,553</u>	<u>\$ 626,403</u>

**SAN PATRICIO COUNTY, TEXAS  
DISTRICT ATTORNEY OPERATING  
BUDGET 2015**

	2013 <u>ACTUAL</u>	2014 <u>ESTIMATE</u>	2015 <u>BUDGET</u>
Beginning Balance	\$ 37,612	\$ 61,502	\$ 36,631
Revenues	132,536	135,677	142,461
Transfers In	<u>349,988</u>	<u>350,266</u>	<u>369,991</u>
Total Revenues and Transfers In	<u>482,524</u>	<u>485,943</u>	<u>512,452</u>
Available Resources	<u>520,136</u>	<u>547,445</u>	<u>549,083</u>
Expenditures	458,634	510,814	539,083
Transfers Out	<u>0</u>	<u>0</u>	<u>0</u>
Total Expenditures and Transfer Out	<u>458,634</u>	<u>510,814</u>	<u>539,083</u>
Ending Balance	\$ <u>61,502</u>	\$ <u>36,631</u>	\$ <u>10,000</u>

**SAN PATRICIO COUNTY, TEXAS  
DISTRICT ATTORNEY OPERATING  
BUDGET 2015**

	2013 <u>ACTUAL</u>	2014 <u>ESTIMATE</u>	2015 <u>BUDGET</u>
330-413 State D. A. Supplement	\$ 0	\$ 0	\$ 0
330-153 Asst Prosecutor Longevity	5,460	5,880	6,000
330-810 P/R Share-Aransas Co.	<u>126,945</u>	<u>127,366</u>	<u>134,411</u>
Shared Revenue with Other Gov'ts	<u>132,405</u>	<u>133,246</u>	<u>140,411</u>
340-110 District Attorney Fee	0	2,320	2,000
360-101 Interest Earnings	<u>131</u>	<u>111</u>	<u>50</u>
Investment Earnings	<u>131</u>	<u>2,431</u>	<u>2,050</u>
370-401 Refunds, Sundry	0	0	0
390-010 General Fund	<u>349,988</u>	<u>350,266</u>	<u>369,991</u>
Other Revenue and Transfers In	<u>349,988</u>	<u>350,266</u>	<u>369,991</u>
<b>Total Revenue and Transfers In</b>	<b>\$ <u><u>482,524</u></u></b>	<b>\$ <u><u>485,943</u></u></b>	<b>\$ <u><u>512,452</u></u></b>

**SAN PATRICIO COUNTY, TEXAS  
DISTRICT ATTORNEY OPERATING  
BUDGET 2015**

	2013 <u>ACTUAL</u>	2014 <u>ESTIMATE</u>	2015 <u>BUDGET</u>
<b>467 District Attorney</b>			
101 Elected Officials	\$ 9,071	\$ 10,000	\$ 10,000
110 Regular Employees	283,460	298,638	313,569
115 Temporary Employees	0	0	1,103
185 Phone Allowance	3,055	3,120	3,120
190 Longevity Pay	8,070	8,552	12,579
195 Overtime	2,350	3,702	0
210 Group Insurance	39,883	44,016	48,612
220 Social Security Taxes	21,375	22,791	26,038
230 Retirement Contributions	31,446	35,344	36,285
250 Unemployment Insurance	1,688	1,005	1,318
260 Workers' Compensation Ins	802	922	1,146
Personal Services	<u>401,200</u>	<u>428,090</u>	<u>453,770</u>
312 Conference and Assoc Dues	1,910	2,140	3,200
321 Visiting Judge Costs	0	0	100
329 Court Reporter Services	771	897	1,500
330 Pre-Employment Physicals	61	46	100
341 Other Professional Services	1,734	2,100	3,500
432 Vehicle Repairs/Maint	2,547	4,750	3,000
434 Equipment Repairs/Maint	948	1,896	2,700
520 Insurance/Bond Premiums	3,053	16,800	16,800
530 Telephone	4,432	4,466	3,500
538 Postage	1,754	1,112	1,800
580 Travel	1,779	6,861	2,500
597 Investigative Expense	0	0	100
598 Misc Services & Charges	26,836	23,018	29,213
Other Services and Charges	<u>45,825</u>	<u>64,086</u>	<u>68,013</u>
610 General Supplies	1,807	4,912	3,500
626 Fuel, Oil, Lubricants	9,802	11,732	12,000
627 Automotive Supplies	0	150	300
641 Books, Subscriptions	0	1,844	1,500
Supplies	<u>11,609</u>	<u>18,638</u>	<u>17,300</u>
740 Machinery and Equipment	<u>0</u>	<u>0</u>	<u>0</u>
Capital Outlay	<u>0</u>	<u>0</u>	<u>0</u>
<b>District Attorney</b>	<u>\$ 458,634</u>	<u>\$ 510,814</u>	<u>\$ 539,083</u>

**SAN PATRICIO COUNTY, TEXAS  
INTOXILIZER PROGRAM  
BUDGET 2015**

	2013 ACTUAL	2014 ESTIMATE	2015 BUDGET
Beginning Balance	\$ 6,988	\$ 8,744	\$ 4,950
Revenues	51,559	52,074	59,215
Transfers In	42,147	42,583	48,440
Total Revenues and Transfers In	93,706	94,657	107,655
Available Resources	100,694	103,401	112,605
Expenditures	91,950	98,451	107,605
Transfers Out	0	0	0
Total Expenditures and Transfer Out	91,950	98,451	107,605
Ending Balance	\$ 8,744	\$ 4,950	\$ 5,000



**SAN PATRICIO COUNTY, TEXAS  
INTOXILIZER PROGRAM  
BUDGET 2015**

	2013 <u>ACTUAL</u>	2014 <u>ESTIMATE</u>	2015 <u>BUDGET</u>
330-605 Local Gov't Contributions	\$ 0	\$ 0	\$ 0
330-810 P/R Share-Aransas Co.	9,367	9,463	10,765
330-818 P/R Share-Nueces Co.	<u>42,147</u>	<u>42,583</u>	<u>48,440</u>
Shared Revenue with Local Gov'ts	<u>51,514</u>	<u>52,046</u>	<u>59,205</u>
360-101 Interest Earnings	<u>45</u>	<u>28</u>	<u>10</u>
Investment Earnings	<u>45</u>	<u>28</u>	<u>10</u>
370-401 Refunds, Sundry	0	0	0
390-010 General Fund	<u>42,147</u>	<u>42,583</u>	<u>48,440</u>
Other Revenue and Transfers In	<u>42,147</u>	<u>42,583</u>	<u>48,440</u>
<b>Total Revenue and Transfers In</b>	<b>\$ <u>93,706</u></b>	<b>\$ <u>94,657</u></b>	<b>\$ <u>107,655</u></b>

**SAN PATRICIO COUNTY, TEXAS  
INTOXILIZER PROGRAM  
BUDGET 2015**

	<u>2013 ACTUAL</u>	<u>2014 ESTIMATE</u>	<u>2015 BUDGET</u>
<b>666 Intoxilizer Program</b>			
110 Regular Employees	\$ 63,976	\$ 70,374	\$ 73,893
185 Phone Allowance	480	480	480
190 Longevity Pay	531	558	603
210 Group Insurance	6,440	6,904	7,400
220 Social Security Taxes	4,972	5,324	5,736
230 Retirement Contributions	6,648	7,755	7,992
250 Unemployment Insurance	318	228	300
260 Workers' Compensation Ins	242	230	285
Personal Services	<u>83,607</u>	<u>91,853</u>	<u>96,689</u>
312 Conference and Assoc Dues	35	150	150
434 Equipment Repairs/Maint	596	300	1,500
520 Insurance/Bond Premiums	578	643	1,000
530 Telephone	0	0	0
538 Postage	0	25	50
580 Travel	2,861	1,962	3,743
598 Misc Services & Charges	<u>3,836</u>	<u>3,268</u>	<u>3,923</u>
Other Services and Charges	<u>7,906</u>	<u>6,348</u>	<u>10,366</u>
610 General Supplies	437	250	550
650 NCO Furniture/Equipment Supplies	<u>0</u> <u>437</u>	<u>0</u> <u>250</u>	<u>0</u> <u>550</u>
740 Machinery and Equipment Capital Outlay	<u>0</u> <u>0</u>	<u>0</u> <u>0</u>	<u>0</u> <u>0</u>
<b>Intoxilizer Program</b>	<b>\$ <u>91,950</u></b>	<b>\$ <u>98,451</u></b>	<b>\$ <u>107,605</u></b>

**SAN PATRICIO COUNTY, TEXAS  
WOMEN, INFANTS AND CHILDREN PROGRAM  
BUDGET 2015**

	2013 <u>ACTUAL</u>	2014 <u>ESTIMATE</u>	2015 <u>BUDGET</u>
Beginning Balance	\$ 53,303	\$ 48,448	\$ 698
Revenues	479,938	461,652	594,096
Transfers In	<u>0</u>	<u>0</u>	<u>0</u>
Total Revenues and Transfers In	<u>479,938</u>	<u>461,652</u>	<u>594,096</u>
Available Resources	<u>533,241</u>	<u>510,100</u>	<u>594,794</u>
Expenditures	484,793	509,402	594,096
Transfers Out	<u>0</u>	<u>0</u>	<u>0</u>
Total Expenditures and Transfer Out	<u>484,793</u>	<u>509,402</u>	<u>594,096</u>
Ending Balance	\$ <u>48,448</u>	\$ <u>698</u>	\$ <u>698</u>

**SAN PATRICIO COUNTY, TEXAS  
WOMEN, INFANTS AND CHILDREN PROGRAM  
BUDGET 2015**

	2013 <u>ACTUAL</u>	2014 <u>ESTIMATE</u>	2015 <u>BUDGET</u>
330-565 WIC Grant	\$ 479,938	\$ 461,652	\$ 594,096
360-101 Interest Earnings	0	0	0
370-401 Refunds, Sundry	<u>0</u>	<u>0</u>	<u>0</u>
<b>Total Revenue</b>	<b>\$ <u>479,938</u></b>	<b>\$ <u>461,652</u></b>	<b>\$ <u>594,096</u></b>
<b>748 W I C</b>			
110 Regular Employees	\$ 267,903	\$ 311,772	\$ 353,003
115 Temporary Employees	0	0	18,963
185 Phone Allowance	600	600	600
190 Longevity Pay	2,318	2,507	3,919
195 Overtime	4,178	6,766	8,000
210 Group Insurance	57,214	66,579	96,200
220 Social Security Taxes	20,326	23,070	29,412
230 Retirement Contributions	28,063	33,845	40,986
250 Unemployment Insurance	1,598	953	1,537
260 Workers' Compensation Ins Personal Services	<u>387</u>	<u>445</u>	<u>556</u>
	<u>382,587</u>	<u>446,537</u>	<u>553,176</u>
312 Conference and Assoc Dues	1,990	3,318	3,000
330 Pre-Employment Physicals	0	0	150
341 Other Professional Services	17,216	13,873	5,000
410 Utilities	2,499	3,727	2,000
421 Waste Disposal	0	0	0
430 Building Repairs/Maint	0	0	0
434 Equipment Repairs/Maint	1,521	1,359	1,320
441 Building/Office Rental	1,920	1,920	1,920
450 Construction Services	0	0	0
520 Insurance/Bond Premiums	0	350	0
530 Telephone	3,925	4,339	6,000
538 Postage	71	181	1,500
540 Public Notices	342	715	1,430
580 Travel	12,552	12,736	10,000
598 Misc Services & Charges	140	126	100
Other Services and Charges	<u>42,176</u>	<u>42,644</u>	<u>32,420</u>
610 General Supplies	57,199	17,221	5,500
650 NCO Furniture/Equipment	0	0	0
698 Other Supplies	2,831	3,000	3,000
Supplies	<u>60,030</u>	<u>20,221</u>	<u>8,500</u>
740 Machinery and Equipment	<u>0</u>	<u>0</u>	<u>0</u>
Capital Outlay	<u>0</u>	<u>0</u>	<u>0</u>
<b>WIC</b>	<b>\$ <u>484,793</u></b>	<b>\$ <u>509,402</u></b>	<b>\$ <u>594,096</u></b>

**SAN PATRICIO COUNTY, TEXAS  
LAW LIBRARY  
BUDGET 2015**

	2013 <u>ACTUAL</u>	2014 <u>ESTIMATE</u>	2015 <u>BUDGET</u>
Beginning Balance	\$ 17,076	\$ 5,630	\$ 20,253
Revenues	59,997	57,212	57,005
Transfers In	<u>0</u>	<u>24,000</u>	<u>0</u>
Total Revenues and Transfers In	<u>59,997</u>	<u>81,212</u>	<u>57,005</u>
Available Resources	<u>77,073</u>	<u>86,842</u>	<u>77,258</u>
Expenditures	71,443	66,589	73,031
Transfers Out	<u>0</u>	<u>0</u>	<u>0</u>
Total Expenditures and Transfer Out	<u>71,443</u>	<u>66,589</u>	<u>73,031</u>
Ending Balance	\$ <u>5,630</u>	\$ <u>20,253</u>	\$ <u>4,227</u>

**SAN PATRICIO COUNTY, TEXAS  
LAW LIBRARY  
BUDGET 2015**

	2013 ACTUAL	2014 ESTIMATE	2015 BUDGET
340-317 Law Library-County Clerk	\$ 35,800	\$ 33,832	\$ 34,000
340-319 Law Library-Dist Clerk	24,182	23,365	23,000
360-101 Interest Earnings	15	15	5
390-010 General Fund	<u>0</u>	<u>24,000</u>	<u>0</u>
<b>Total Revenue</b>	<b>\$ <u>59,997</u></b>	<b>\$ <u>81,212</u></b>	<b>\$ <u>57,005</u></b>
<b>480 Law Library</b>			
110 Regular Employees	\$ 4611	\$ 4,842	\$ 5,084
115 Temporary Employees	0	0	0
190 Longevity Pay	0	0	0
210 Group Insurance	1185	1,420	1,480
220 Social Security Taxes	353	370	389
230 Retirement Contributions	472	526	542
250 Unemployment Insurance	0	0	20
260 Workers' Compensation Ins	11	13	16
Personal Services	<u>6,632</u>	<u>7,171</u>	<u>7,531</u>
520 Insurance/Bond Premiums	73	52	200
540 Public Notices	0	0	100
598 Misc Services & Charges	0	0	100
Other Services and Charges	<u>73</u>	<u>52</u>	<u>400</u>
610 General Supplies	0	0	100
641 Books, Subscriptions	64,738	59,366	60,000
650 NCO Furniture/Equipment	0	0	5,000
Supplies	<u>64,738</u>	<u>59,366</u>	<u>65,100</u>
740 Machinery and Equipment	0	0	0
Capital Outlay	<u>0</u>	<u>0</u>	<u>0</u>
<b>Law Library</b>	<b>\$ <u>71,443</u></b>	<b>\$ <u>66,589</u></b>	<b>\$ <u>73,031</u></b>

**SAN PATRICIO COUNTY, TEXAS  
COURTHOUSE SECURITY FUND  
BUDGET 2015**

	2013 <u>ACTUAL</u>	2014 <u>ESTIMATE</u>	2015 <u>BUDGET</u>
Beginning Balance	\$ 611,677	\$ 619,464	\$ 615,441
Revenues	50,121	49,213	46,400
Transfers In	<u>0</u>	<u>0</u>	<u>0</u>
Total Revenues and Transfers In	<u>50,121</u>	<u>49,213</u>	<u>46,400</u>
Available Resources	<u>661,798</u>	<u>668,677</u>	<u>661,841</u>
Expenditures	42,334	53,236	151,319
Transfers Out	<u>0</u>	<u>0</u>	<u>0</u>
Total Expenditures and Transfer Out	<u>42,334</u>	<u>53,236</u>	<u>151,319</u>
Ending Balance	\$ <u><u>619,464</u></u>	\$ <u><u>615,441</u></u>	\$ <u><u>510,522</u></u>

**SAN PATRICIO COUNTY, TEXAS  
COURTHOUSE SECURITY FUND  
BUDGET 2015**

	2013 ACTUAL	2014 ESTIMATE	2015 BUDGET
340-106 County Clerk	\$ 14,830	\$ 12,900	\$ 12,000
340-112 District Clerk	4,809	4,467	4,000
340-113 Justice Courts	29,692	31,294	30,000
360-101 Interest Earnings	<u>790</u>	<u>552</u>	<u>400</u>
<b>Total Revenue</b>	<b>\$ <u>50,121</u></b>	<b>\$ <u>49,213</u></b>	<b>\$ <u>46,400</u></b>
<b>670 Courthouse Security</b>			
110 Regular Employees	\$ 23,525	\$ 28,629	\$ 30,242
190 Longevity Pay	0	0	44
195 Overtime	425	1,173	0
210 Group Insurance	2,632	1,521	7,400
220 Social Security Taxes	1,832	2,249	2,317
230 Retirement Contributions	2,450	3,237	3,228
250 Unemployment Insurance	160	117	121
260 Workers' Compensation Ins	429	478	567
Personal Services	<u>31,453</u>	<u>37,404</u>	<u>43,919</u>
312 Conference and Assoc Dues	618	488	950
330 Pre-Employment Physicals	270	0	0
336 Engineering/Architectural	0	0	0
341 Other Professional Services	0	0	0
434 Equipment Repairs/Maint	750	2,000	4,000
442 Vehicle/Equipment Rental	0	0	0
520 Insurance/Bond Premiums	249	288	1,000
580 Travel	169	375	750
598 Misc Services & Charges	2,220	431	0
Other Services and Charges	<u>4,276</u>	<u>3,582</u>	<u>6,700</u>
610 General Supplies	1,235	2,250	700
650 NCO Furniture/Equipment	5,370	10,000	100,000
Supplies	<u>6,605</u>	<u>12,250</u>	<u>100,700</u>
740 Machinery and Equipment	0	0	0
Capital Outlay	<u>0</u>	<u>0</u>	<u>0</u>
<b>Courthouse Security</b>	<b>\$ <u>42,334</u></b>	<b>\$ <u>53,236</u></b>	<b>\$ <u>151,319</u></b>



**SAN PATRICIO COUNTY, TEXAS  
RECORDS MANAGEMENT FUND  
BUDGET 2015**

	<u>2013 ACTUAL</u>	<u>2014 ESTIMATE</u>	<u>2015 BUDGET</u>
Beginning Balance	\$ <u>802,172</u>	\$ <u>793,796</u>	\$ <u>673,180</u>
Revenues	153,685	224,883	148,050
Transfers In	<u>0</u>	<u>0</u>	<u>0</u>
Total Revenues and Transfers In	<u>153,685</u>	<u>224,883</u>	<u>148,050</u>
Available Resources	<u>955,857</u>	<u>1,018,679</u>	<u>821,230</u>
Expenditures	162,061	345,499	748,234
Transfers Out	<u>0</u>	<u>0</u>	<u>0</u>
Total Expenditures and Transfer Out	<u>162,061</u>	<u>345,499</u>	<u>748,234</u>
Ending Balance	\$ <u><u>793,796</u></u>	\$ <u><u>673,180</u></u>	\$ <u><u>72,996</u></u>

**SAN PATRICIO COUNTY, TEXAS  
RECORDS MANAGEMENT FUND  
BUDGET 2015**

	2013 ACTUAL	2014 ESTIMATE	2015 BUDGET
340-325 Records Mgmt - County Clerk	\$ 11,290	\$ 11,166	\$ 11,000
340-326 Records Mgmt - District Clerk	17,014	16,039	16,000
340-327 Rec Mgmt - County Clerk - Special	56,803	93,158	55,000
340-328 Co Clerk Records Archive Fee	51,793	84,648	50,000
340-329 Digital Record Preservation	3,883	3,682	3,700
340-330 Digital Record Preservation	8,105	8,273	8,200
340-331 Dist Clerk Archive Fee	3,773	7,208	3,800
360-101 Interest Earnings	1,024	709	350
390-010 General Fund	<u>0</u>	<u>0</u>	<u>0</u>
<b>Total Revenue</b>	<b>\$ <u>153,685</u></b>	<b>\$ <u>224,883</u></b>	<b>\$ <u>148,050</u></b>
<b>403 County Clerk</b>			
110 Regular Employees	\$ 24,944	\$ 22,173	\$ 45,122
115 Temporary Employees	0	0	0
190 Longevity Pay	265	267	1,034
195 Overtime	498	882	0
210 Group Insurance	7,506	6,904	14,800
220 Social Security Taxes	1,967	1,784	3,531
230 Retirement Contributions	2,630	2,533	4,920
250 Unemployment Insurance	166	76	184
260 Workers' Compensation Ins	115	141	176
Personal Services	<u>38,091</u>	<u>34,760</u>	<u>69,767</u>
312 Conference and Assoc Dues	0	250	100
341 Other Professional Services	18,119	150,000	55,000
410 Utilities	3,757	3,079	4,000
432 Vehicle Repairs/Maint	1,382	0	0
434 Equipment Repairs/Maint	875	0	10,000
450 Construction Services	0	0	0
520 Insurance/Bond Premiums	544	857	400
580 Travel	216	0	200
598 Misc Services & Charges	280	140	1,000
Other Services and Charges	<u>25,173</u>	<u>154,326</u>	<u>70,700</u>
610 General Supplies	2,001	100	1,000
650 NCO Furniture/Equipment	12,193	1,000	0
Supplies	<u>14,194</u>	<u>1,100</u>	<u>1,000</u>
740 Machinery and Equipment	49,397	0	5,800
Capital Outlay	<u>49,397</u>	<u>0</u>	<u>5,800</u>
<b>County Clerk</b>	<b><u>126,855</u></b>	<b><u>190,186</u></b>	<b><u>147,267</u></b>
<b>404 Records Archive/Preservation</b>			
341 Other Professional Services	<u>0</u>	<u>100,000</u>	<u>500,000</u>
Other Services and Charges	<u>0</u>	<u>100,000</u>	<u>500,000</u>
<b>Records Archive/Preservation</b>	<b><u>0</u></b>	<b><u>100,000</u></b>	<b><u>500,000</u></b>

**SAN PATRICIO COUNTY, TEXAS  
RECORDS MANAGEMENT FUND  
BUDGET 2015**

	<u>2013 ACTUAL</u>	<u>2014 ESTIMATE</u>	<u>2015 BUDGET</u>
<b>465 District Clerk</b>			
110 Regular Employees	\$ 17,302	\$ 20,775	\$ 21,840
190 Longevity Pay	96	120	168
195 Overtime	256	352	300
210 Group Insurance	6,440	6,904	7,400
220 Social Security Taxes	1,320	1,589	1,707
230 Retirement Contributions	1,806	2,307	2,378
250 Unemployment Insurance	98	68	89
260 Workers' Compensation Ins	52	68	85
Personal Services	<u>27,370</u>	<u>32,183</u>	<u>33,967</u>
312 Conference and Assoc Dues	0	0	0
434 Equipment Repairs/Maint	0	0	0
520 Insurance/Bond Premiums	130	130	0
580 Travel	0	0	0
598 Misc Services & Charges	706	20,000	20,000
Other Services and Charges	<u>836</u>	<u>20,130</u>	<u>20,000</u>
610 General Supplies	0	0	0
650 NCO Furniture/Equipment	0	0	0
Supplies	<u>0</u>	<u>0</u>	<u>0</u>
740 Machinery and Equipment	0	0	0
Capital Outlay	<u>0</u>	<u>0</u>	<u>0</u>
<b>District Clerk</b>	<u>28,206</u>	<u>52,313</u>	<u>53,967</u>
<b>466 Records Archive/Preservation</b>			
341 Other Professional Services	7,000	3,000	47,000
Other Services and Charges	<u>7,000</u>	<u>3,000</u>	<u>47,000</u>
<b>Records Archive/Preservation</b>	<u>7,000</u>	<u>3,000</u>	<u>47,000</u>
<b>Records Management Fund</b>	<u>\$ 162,061</u>	<u>\$ 345,499</u>	<u>\$ 748,234</u>

**SAN PATRICIO COUNTY, TEXAS  
COURT TECHNOLOGY FEE FUND  
BUDGET 2015**

	2013 <u>ACTUAL</u>	2014 <u>ESTIMATE</u>	2015 <u>BUDGET</u>
Beginning Balance	\$ 152,501	\$ 178,348	\$ 179,664
Revenues	37,144	37,916	36,900
Transfers In	<u>0</u>	<u>0</u>	<u>0</u>
Total Revenues and Transfers In	<u>37,144</u>	<u>37,916</u>	<u>36,900</u>
Available Resources	<u>189,645</u>	<u>216,264</u>	<u>216,564</u>
Expenditures	11,297	36,600	86,600
Transfers Out	<u>0</u>	<u>0</u>	<u>0</u>
Total Expenditures and Transfer Out	<u>11,297</u>	<u>36,600</u>	<u>86,600</u>
Ending Balance	\$ <u>178,348</u>	\$ <u>179,664</u>	\$ <u>129,964</u>

**SAN PATRICIO COUNTY, TEXAS  
COURT TECHNOLOGY FEE FUND  
BUDGET 2015**

	<u>2013 ACTUAL</u>	<u>2014 ESTIMATE</u>	<u>2015 BUDGET</u>
340-302 Justice Court Technology Fee	\$ 29,612	\$ 31,019	\$ 30,000
340-331 County Clerk Technology Fee	6,197	5,935	6,000
340-332 District Clerk Technology Fee	<u>1,125</u>	<u>802</u>	<u>800</u>
<b>Total Charges for Services</b>	<u>36,934</u>	<u>37,756</u>	<u>36,800</u>
360-101 Interest Earnings	<u>210</u>	<u>160</u>	<u>100</u>
<b>Investment Earnings</b>	<u>210</u>	<u>160</u>	<u>100</u>
<b>Total Revenue</b>	<u>\$ 37,144</u>	<u>\$ 37,916</u>	<u>\$ 36,900</u>
<b>479 Justices of the Peace</b>			
312 Conference and Assoc Dues	\$ 0	\$ 0	\$ 1,000
434 Equipment Repairs/Maint	540	508	2,100
530 Telephone	0	0	50,000
580 Travel	0	0	1,000
598 Misc Services & Charges	<u>0</u>	<u>0</u>	<u>0</u>
Other Services and Charges	<u>540</u>	<u>508</u>	<u>54,100</u>
610 General Supplies	2,788	2,871	3,000
650 NCO Furniture/Equipment	<u>1,469</u>	<u>33,221</u>	<u>29,500</u>
Supplies	<u>4,257</u>	<u>36,092</u>	<u>32,500</u>
740 Machinery and Equipment	<u>6,500</u>	<u>0</u>	<u>0</u>
Capital Outlay	<u>6,500</u>	<u>0</u>	<u>0</u>
<b>Justices of the Peace</b>	<u>\$ 11,297</u>	<u>\$ 36,600</u>	<u>\$ 86,600</u>

**SAN PATRICIO COUNTY, TEXAS  
COURT REPORTER SERVICE FUND  
BUDGET 2015**

	2013 <u>ACTUAL</u>	2014 <u>ESTIMATE</u>	2015 <u>BUDGET</u>
Beginning Balance	\$ 82,474	\$ 92,868	\$ 87,783
Revenues	14,429	14,047	14,050
Transfers In	<u>0</u>	<u>0</u>	<u>0</u>
Total Revenues and Transfers In	<u>14,429</u>	<u>14,047</u>	<u>14,050</u>
Available Resources	<u>96,903</u>	<u>106,915</u>	<u>101,833</u>
Expenditures	4,035	19,132	76,000
Transfers Out	<u>0</u>	<u>0</u>	<u>0</u>
Total Expenditures and Transfer Out	<u>4,035</u>	<u>19,132</u>	<u>76,000</u>
Ending Balance	\$ <u>92,868</u>	\$ <u>87,783</u>	\$ <u>25,833</u>

**SAN PATRICIO COUNTY, TEXAS  
COURT REPORTER SERVICE FUND  
BUDGET 2015**

	<u>2013 ACTUAL</u>	<u>2014 ESTIMATE</u>	<u>2015 BUDGET</u>
340-106 County Clerk	\$ 4,474	\$ 4,181	\$ 4,300
340-112 District Clerk	<u>9,843</u>	<u>9,781</u>	<u>9,700</u>
<b>Total Charges for Services</b>	<u>14,317</u>	<u>13,962</u>	<u>14,000</u>
360-101 Interest Earnings	<u>112</u>	<u>85</u>	<u>50</u>
<b>Investment Earnings</b>	<u>112</u>	<u>85</u>	<u>50</u>
370-401 Refunds, Sundry	<u>0</u>	<u>0</u>	<u>0</u>
<b>Other Revenue &amp; Transfers In</b>	<u>0</u>	<u>0</u>	<u>0</u>
<b>Total Revenue</b>	<u>\$ 14,429</u>	<u>\$ 14,047</u>	<u>\$ 14,050</u>
<b>450 County Court</b>			
321 Visiting Judge Costs	\$ 0	\$ 0	\$ 1,000
329 Court Reporter Services	<u>0</u>	<u>6,250</u>	<u>25,000</u>
Other Services and Charges	<u>0</u>	<u>6,250</u>	<u>26,000</u>
<b>460 District Court</b>			
321 Visiting Judge Costs	0	0	1,000
329 Court Reporter Services	<u>4,035</u>	<u>12,882</u>	<u>49,000</u>
Other Services and Charges	<u>4,035</u>	<u>12,882</u>	<u>50,000</u>
<b>District Court</b>	<u>\$ 4,035</u>	<u>\$ 19,132</u>	<u>\$ 76,000</u>

**SAN PATRICIO COUNTY, TEXAS  
COASTAL BEND COG GRANT  
BUDGET 2015**

	<u>2013 ACTUAL</u>	<u>2014 ESTIMATE</u>	<u>2015 BUDGET</u>
Beginning Balance	\$ <u>85,435</u>	\$ <u>84,454</u>	\$ <u>63,073</u>
Revenues	8,123	75	50
Transfers In	<u>0</u>	<u>0</u>	<u>0</u>
Total Revenues and Transfers In	<u>8,123</u>	<u>75</u>	<u>50</u>
Available Resources	<u>93,558</u>	<u>84,529</u>	<u>63,123</u>
Expenditures	9,104	21,456	61,984
Transfers Out	<u>0</u>	<u>0</u>	<u>0</u>
Total Expenditures and Transfer Out	<u>9,104</u>	<u>21,456</u>	<u>61,984</u>
Ending Balance	\$ <u><u>84,454</u></u>	\$ <u><u>63,073</u></u>	\$ <u><u>1,139</u></u>



**SAN PATRICIO COUNTY, TEXAS  
COASTAL BEND COG GRANT  
BUDGET 2015**

	2013 <u>ACTUAL</u>	2014 <u>ESTIMATE</u>	2015 <u>BUDGET</u>
330-276 SHS Grant	\$ 0	\$ 0	\$ 0
330-362 Coastal Bend COG-911 Funding	<u>8,016</u>	<u>0</u>	<u>0</u>
<b>Total Charges for Services</b>	<u>8,016</u>	<u>0</u>	<u>0</u>
360-101 Interest Earnings	<u>107</u>	<u>75</u>	<u>50</u>
<b>Investment Earnings</b>	<u>107</u>	<u>75</u>	<u>50</u>
<b>Total Revenue</b>	<u>\$ 8,123</u>	<u>\$ 75</u>	<u>\$ 50</u>
<b>660 County Sheriff</b>			
312 Conference and Assoc Dues	\$ 0	\$ 0	\$ 1,000
434 Equipment Repairs/Maint	0	0	1,000
450 Construction Services	0	0	0
530 Telephone	0	0	800
580 Travel	414	0	3,000
598 Misc Services & Charges	<u>8,254</u>	<u>1,250</u>	<u>5,000</u>
Other Services and Charges	<u>8,668</u>	<u>1,250</u>	<u>10,800</u>
610 General Supplies	436	15,206	35,000
650 NCO Furniture/Equipment	<u>0</u>	<u>5,000</u>	<u>10,000</u>
Supplies	<u>436</u>	<u>20,206</u>	<u>45,000</u>
740 Machinery and Equipment		<u>0</u>	<u>6,184</u>
Capital Outlay	<u>0</u>	<u>0</u>	<u>6,184</u>
<b>900 Operating Transfers Out</b>			
010 General Fund	<u>0</u>	<u>0</u>	<u>0</u>
Operating Transfers Out	<u>0</u>	<u>0</u>	<u>0</u>
<b>County Sheriff</b>	<u>\$ 9,104</u>	<u>\$ 21,456</u>	<u>\$ 61,984</u>

**SAN PATRICIO COUNTY, TEXAS  
COMMUNICATIONS SYSTEM  
BUDGET 2015**

	2013 <u>ACTUAL</u>	2014 <u>ESTIMATE</u>	2015 <u>BUDGET</u>
Beginning Balance	\$ 277,396	\$ 120,574	\$ 80,985
Revenues	80,929	82,341	80,050
Transfers In	<u>0</u>	<u>0</u>	<u>0</u>
Total Revenues and Transfers In	<u>80,929</u>	<u>82,341</u>	<u>80,050</u>
Available Resources	<u>358,325</u>	<u>202,915</u>	<u>161,035</u>
Expenditures	237,751	121,930	160,000
Transfers Out	<u>0</u>	<u>0</u>	<u>0</u>
Total Expenditures and Transfer Out	<u>237,751</u>	<u>121,930</u>	<u>160,000</u>
Ending Balance	\$ <u>120,574</u>	\$ <u>80,985</u>	\$ <u>1,035</u>

**SAN PATRICIO COUNTY, TEXAS  
COMMUNICATIONS SYSTEM  
BUDGET 2015**

	2013 <u>ACTUAL</u>	2014 <u>ESTIMATE</u>	2015 <u>BUDGET</u>
330-405 SHSP Grant	0	0	0
340-405 Radio Maintenance Fee	<u>80,596</u>	<u>82,230</u>	<u>80,000</u>
<b>Total Charges for Services</b>	<u>80,596</u>	<u>82,230</u>	<u>80,000</u>
360-101 Interest Earnings	<u>333</u>	<u>111</u>	<u>50</u>
<b>Investment Earnings</b>	<u>333</u>	<u>111</u>	<u>50</u>
390-010 General Fund	<u>0</u>	<u>0</u>	<u>0</u>
<b>Other Revenue &amp; Transfers In</b>	<u>0</u>	<u>0</u>	<u>0</u>
<b>Total Revenue</b>	<u>\$ 80,929</u>	<u>\$ 82,341</u>	<u>\$ 80,050</u>
<b>665 Communications System</b>			
434 Equipment Repairs/Maint	\$ 2,041	\$ 23,099	\$ 60,000
450 Construction Services	0	46,800	0
598 Misc Services & Charges	<u>19,313</u>	<u>23,004</u>	<u>43,000</u>
Other Services and Charges	<u>21,354</u>	<u>92,903</u>	<u>103,000</u>
610 General Supplies	4,307	10,581	20,000
650 NCO Furniture/Equipment Supplies	<u>1,741</u> <u>6,048</u>	<u>9,046</u> <u>19,627</u>	<u>20,000</u> <u>40,000</u>
740 Machinery and Equipment Capital Outlay	<u>210,349</u> <u>210,349</u>	<u>9,400</u> <u>9,400</u>	<u>17,000</u> <u>17,000</u>
<b>Communications System</b>	<u>\$ 237,751</u>	<u>\$ 121,930</u>	<u>\$ 160,000</u>

**SAN PATRICIO COUNTY, TEXAS  
SAN PATRICIO COUNTY AIRPORT FUND  
BUDGET 2015**

	2013 <u>ACTUAL</u>	2014 <u>ESTIMATE</u>	2015 <u>BUDGET</u>
Beginning Balance	\$ 345,105	\$ 307,679	\$ 105,878
Revenues	532,362	549,481	665,050
Transfers In	<u>40,000</u>	<u>236,000</u>	<u>456,000</u>
Total Revenues and Transfers In	<u>572,362</u>	<u>785,481</u>	<u>1,121,050</u>
Available Resources	<u>917,467</u>	<u>1,093,160</u>	<u>1,226,928</u>
Expenditures	609,788	987,282	1,226,030
Transfers Out	<u>0</u>	<u>0</u>	<u>0</u>
Total Expenditures and Transfer Out	<u>609,788</u>	<u>987,282</u>	<u>1,226,030</u>
Ending Balance	\$ <u>307,679</u>	\$ <u>105,878</u>	\$ <u>898</u>

**SAN PATRICIO COUNTY, TEXAS  
SAN PATRICIO COUNTY AIRPORT FUND  
BUDGET 2015**

	2013 <u>ACTUAL</u>	2014 <u>ESTIMATE</u>	2015 <u>BUDGET</u>
330-295 TXDOT Grant	\$ 37,479	\$ 0	\$ 0
360-101 Interest Earnings	392	117	50
370-100 Sale of Fixed Assets	0	0	0
370-201 Rental Income	71,242	60,402	65,000
370-307 Fuel Sales	421,769	488,842	600,000
370-401 Refunds, Sundry	1,480	120	0
390-010 General Fund	<u>40,000</u>	<u>236,000</u>	<u>456,000</u>
<b>Total Revenue and Transfers In</b>	<b>\$ <u>572,362</u></b>	<b>\$ <u>785,481</u></b>	<b>\$ <u>1,121,050</u></b>
<b>732 Sinton Airport</b>			
115 Temporary Employees	\$ 0	\$ 0	\$ 0
185 Phone Allowance	0	0	0
190 Longevity Pay	0	0	0
210 Group Insurance	0	0	0
220 Social Security Taxes	0	0	0
230 Retirement Contributions	0	0	0
250 Unemployment Insurance	0	0	0
260 Workers' Compensation Ins	0	0	0
Personal Services	<u>0</u>	<u>0</u>	<u>0</u>
330 Pre-Employment Physicals	0	0	0
336 Engineering/Architectural	0	0	35,000
410 Utilities	5,657	6,081	7,000
421 Waste Disposal	0	0	0
424 Grounds Maintenance	12,344	5,944	6,000
430 Building Repairs/Maint	0	2,776	115,000
434 Equipment Repairs/Maint	7,440	4,702	6,000
450 Construction Services	0	12,100	15,000
451 Sealcoating	0	0	1,000
520 Insurance/Bond Premiums	8,149	8,577	7,007
530 Telephone	497	598	600
540 Public Notices	0	0	200
598 Misc Services & Charges	2,786	100	500
<i>Other Services and Charges</i>	<u>36,873</u>	<u>40,878</u>	<u>193,307</u>
602 Repair Materials	54	342	600
604 Repair Parts	0	150	300
608 Signage	0	0	0
610 General Supplies	198	1,433	500
626 Fuel, Oil, Lubricants	0	1,000	2,000
627 Automotive Supplies	0	0	0
650 NCO Furniture/Equipment	0	0	0
698 Other Supplies	0	0	0
<i>Supplies</i>	<u>252</u>	<u>2,925</u>	<u>3,400</u>
740 Machinery and Equipment	<u>50,190</u>	<u>0</u>	<u>20,000</u>
<i>Capital Outlay</i>	<u>50,190</u>	<u>0</u>	<u>20,000</u>
<b>Sinton Airport</b>	<b><u>87,315</u></b>	<b><u>43,803</u></b>	<b><u>216,707</u></b>

**SAN PATRICIO COUNTY, TEXAS  
SAN PATRICIO COUNTY AIRPORT FUND  
BUDGET 2015**

	2013 <u>ACTUAL</u>	2014 <u>ESTIMATE</u>	2015 <u>BUDGET</u>
<b>734 T. P. McCampbell Airport</b>			
110 Regular Employees	\$ 23,413	\$ 24,980	\$ 105,759
115 Temporary Employees	3,336	820	5,513
185 Phone Allowance	575	550	600
190 Longevity Pay	78	0	20
195 Overtime	367	108	3,500
210 Group Insurance	4,953	3	22,200
220 Social Security Taxes	1,886	2,083	8,829
230 Retirement Contributions	2,494	2,866	12,301
250 Unemployment Insurance	167	70	462
260 Workers' Compensation Ins	1,038	1,154	3,989
Personal Services	<u>38,307</u>	<u>32,634</u>	<u>163,173</u>
312 Conference and Assoc Dues	175	175	300
336 Engineering/Architectural	16,540	500	25,000
341 Other Professional Services	0	0	0
410 Utilities	8,595	9,011	15,000
424 Grounds Maintenance	5,820	1,500	5,000
430 Building Repairs/Maint	4,230	816	10,000
432 Vehicle Repairs/Maint	701	3,654	5,000
434 Equipment Repairs/Maint	1,536	7,020	10,000
442 Vehicle/Equipment Rental	0	79	1,000
450 Construction Services	1,050	293,980	120,000
451 Sealcoating	0	9,319	10,000
520 Insurance/Bond Premiums	6,282	6,666	6,500
530 Telephone	680	808	3,800
538 Postage	0	25	50
540 Public Notices	64	32	200
580 Travel	674	1,304	1,000
588 Hauling Charges	0	0	0
598 Misc Services & Charges	3,355	3,466	5,000
<i>Other Services and Charges</i>	<u>49,702</u>	<u>338,355</u>	<u>217,850</u>
602 Repair Materials	1,717	2,500	5,000
604 Repair Parts	3,049	4,365	3,000
608 Signage	234	832	1,000
610 General Supplies	7,204	4,689	5,000
626 Fuel, Oil, Lubricants	417,617	522,612	600,000
641 Books, Subscriptions	0	0	100
650 NCO Furniture/Equipment	4,000	500	1,200
698 Other Supplies	643	2,631	3,000
<i>Supplies</i>	<u>434,464</u>	<u>538,129</u>	<u>618,300</u>
740 Machinery and Equipment	0	34,361	10,000
<i>Capital Outlay</i>	<u>0</u>	<u>34,361</u>	<u>10,000</u>
<b>T. P. McCampbell Airport</b>	<u>522,473</u>	<u>943,479</u>	<u>1,009,323</u>
<b>San Patricio County Airport Fund</b>	<u>\$ 609,788</u>	<u>\$ 987,282</u>	<u>\$ 1,226,030</u>

**SAN PATRICIO COUNTY, TEXAS  
FAMILY PLANNING-WHFPT  
BUDGET 2015**

	2013 <u>ACTUAL</u>	2014 <u>ESTIMATE</u>	2015 <u>BUDGET</u>
Beginning Balance	\$ 0	\$ 2,936	\$ 0
Revenues	87,150	40,013	0
Transfers In	<u>0</u>	<u>19,514</u>	<u>0</u>
Total Revenues and Transfers In	<u>87,150</u>	<u>59,527</u>	<u>0</u>
Available Resources	<u>87,150</u>	<u>62,463</u>	<u>0</u>
Expenditures	84,214	62,463	0
Transfers Out	<u>0</u>	<u>0</u>	<u>0</u>
Total Expenditures and Transfer Out	<u>84,214</u>	<u>62,463</u>	<u>0</u>
Ending Balance	\$ <u>2,936</u>	\$ <u>0</u>	\$ <u>0</u>

**SAN PATRICIO COUNTY, TEXAS  
FAMILY PLANNING-WHFPT  
BUDGET 2015**

		2013 <u>ACTUAL</u>	2014 <u>ESTIMATE</u>	2015 <u>BUDGET</u>
330-552	Grant WHFPT	\$ 45,622	\$ 12,988	\$ 0
340-701	Health Service Fees	3,005	1,264	0
340-703	Family Planning Fees	0	52	0
340-704	Title XIX	37,442	25,202	0
340-709	Private Pay Health Screening	1,081	507	0
390-010	General Fund	<u>0</u>	<u>19,514</u>	<u>0</u>
	<b>Total Revenue</b>	<b>\$ <u>87,150</u></b>	<b>\$ <u>59,527</u></b>	<b>\$ <u>0</u></b>
<b>743</b>	<b>Family Planning-WHFPT</b>			
110	Regular Employees	\$ 52,996	\$ 41,651	\$ 0
115	Temporary Employees	0	0	0
185	Phone Allowance	0	0	0
190	Longevity Pay	231	216	0
195	Overtime	451	196	0
210	Group Insurance	7,805	5,844	0
220	Social Security Taxes	3,944	3,098	0
230	Retirement Contributions	5,491	4,568	0
250	Unemployment Insurance	299	161	0
260	Workers' Compensation Ins	28	37	0
	Personal Services	<u>71,245</u>	<u>55,771</u>	<u>0</u>
312	Conference and Assoc Dues	0	0	0
341	Other Professional Services	7,395	4,720	0
434	Equipment Repairs/Maint	0	0	0
520	Insurance/Bond Premiums	0	0	0
530	Telephone	0	0	0
538	Postage	136	300	0
540	Public Notices	0	0	0
580	Travel	1,795	262	0
598	Misc Services & Charges	1,496	653	0
	<i>Other Services and Charges</i>	<u>10,822</u>	<u>5,935</u>	<u>0</u>
610	General Supplies	2,070	714	0
626	Fuel, Oil, Lubricants	77	43	0
641	Books, Subscriptions	0	0	0
650	NCO Furniture/Equipment	0	0	0
698	Other Supplies	0	0	0
	<i>Supplies</i>	<u>2,147</u>	<u>757</u>	<u>0</u>
740	Machinery and Equipment	<u>0</u>	<u>0</u>	<u>0</u>
	<i>Capital Outlay</i>	<u>0</u>	<u>0</u>	<u>0</u>
	<b>Family Planning-WHFPT</b>	<b><u>84,214</u></b>	<b><u>62,463</u></b>	<b><u>0</u></b>
	<b>FAMILY PLANNING-WHFPT</b>	<b>\$ <u>84,214</u></b>	<b>\$ <u>62,463</u></b>	<b>\$ <u>0</u></b>



**SAN PATRICIO COUNTY, TEXAS  
ELECTION SERVICES  
BUDGET 2015**

	<u>2013 ACTUAL</u>	<u>2014 ESTIMATE</u>	<u>2015 BUDGET</u>
Beginning Balance	\$ 169,440	\$ 202,865	\$ 218,506
Revenues	33,425	15,641	0
Transfers In	<u>0</u>	<u>0</u>	<u>0</u>
Total Revenues and Transfers In	<u>33,425</u>	<u>15,641</u>	<u>0</u>
Available Resources	<u>202,865</u>	<u>218,506</u>	<u>218,506</u>
Expenditures	0	0	190,000
Transfers Out	<u>0</u>	<u>0</u>	<u>0</u>
Total Expenditures and Transfer Out	<u>0</u>	<u>0</u>	<u>190,000</u>
Ending Balance	\$ <u>202,865</u>	\$ <u>218,506</u>	\$ <u>28,506</u>

**SAN PATRICIO COUNTY, TEXAS  
ELECTION SERVICES  
BUDGET 2015**

	<u>2013 ACTUAL</u>	<u>2014 ESTIMATE</u>	<u>2015 BUDGET</u>
340-607 Election Services Fee	\$ 17,027	\$ 2,537	\$ 0
360-101 Investment Earnings	236	181	0
370-201 Rental Income	16,162	12,923	0
370-401 Refunds, Sundry	0	0	0
390-010 General Fund	<u>0</u>	<u>0</u>	<u>0</u>
<b>Total Revenue</b>	<b>\$ <u>33,425</u></b>	<b>\$ <u>15,641</u></b>	<b>\$ <u>0</u></b>
<b>520 Election Services</b>			
312 Conference and Assoc Dues	\$ 0	\$ 0	\$ 0
341 Other Professional Services	0	0	0
434 Equipment Repairs/Maint	0	0	0
442 Vehicle/Equipment Rental	0	0	0
520 Insurance/Bond Premiums	0	0	0
530 Telephone	0	0	0
538 Postage	0	0	0
540 Public Notices	0	0	0
580 Travel	0	0	0
598 Misc Services & Charges	<u>0</u>	<u>0</u>	<u>0</u>
<i>Other Services and Charges</i>	<u>0</u>	<u>0</u>	<u>0</u>
610 General Supplies	0	0	0
641 Books, Subscriptions	0	0	0
650 NCO Furniture/Equipment	0	0	0
698 Other Supplies	<u>0</u>	<u>0</u>	<u>0</u>
<i>Supplies</i>	<u>0</u>	<u>0</u>	<u>0</u>
740 Machinery and Equipment	<u>0</u>	<u>0</u>	<u>190,000</u>
<i>Capital Outlay</i>	<u>0</u>	<u>0</u>	<u>190,000</u>
<b>Election Services</b>	<u>0</u>	<u>0</u>	<u>190,000</u>
<b>ELECTION SERVICES</b>	<b>\$ <u>0</u></b>	<b>\$ <u>0</u></b>	<b>\$ <u>190,000</u></b>

## **CAPITAL PROJECTS FUNDS**

---

**Capital Projects Funds are used to account for the acquisition and construction of major capital facilities other than those financed by Enterprise Funds.**


---

**SAN PATRICIO COUNTY, TEXAS  
RIGHT-OF-WAY  
BUDGET 2015**

	2013 <u>ACTUAL</u>	2014 <u>ESTIMATE</u>	2015 <u>BUDGET</u>
Beginning Balance	\$ 652,749	\$ 600,045	\$ 288,142
Revenues	817	526	500
Transfers In	<u>0</u>	<u>0</u>	<u>200,000</u>
Total Revenues and Transfers In	<u>817</u>	<u>526</u>	<u>200,500</u>
Available Resources	<u>653,566</u>	<u>600,571</u>	<u>488,642</u>
Expenditures	53,521	312,429	474,947
Transfers Out	<u>0</u>	<u>0</u>	<u>0</u>
Total Expenditures and Transfer Out	<u>53,521</u>	<u>312,429</u>	<u>474,947</u>
Ending Balance	\$ <u>600,045</u>	\$ <u>288,142</u>	\$ <u>13,695</u>

**SAN PATRICIO COUNTY, TEXAS  
RIGHT-OF-WAY  
BUDGET 2015**

	2013 ACTUAL	2014 ESTIMATE	2015 BUDGET
330-351 Row Reimb.	\$ 0	\$ 0	\$ 0
360-101 Interest Earnings	817	526	500
370-401 Refunds, Sundry	0	0	0
390-010 General Fund	<u>0</u>	<u>0</u>	<u>200,000</u>
<b>Total Revenue and Transfers In</b>	<b>\$ <u>817</u></b>	<b>\$ <u>526</u></b>	<b>\$ <u>200,500</u></b>
<b>730 Right-Of-Way</b>			
110 Regular Employees	\$ 38,320	\$ 40,236	\$ 42,248
190 Longevity Pay	720	720	720
195 Overtime	381	360	0
210 Group Insurance	5,209	5,583	7,400
220 Social Security Taxes	2,737	2,882	3,287
230 Retirement Contributions	4,033	4,490	4,580
250 Unemployment Insurance	276	164	172
260 Workers' Compensation Ins	115	132	164
<i>Personal Services</i>	<u>51,791</u>	<u>54,567</u>	<u>58,571</u>
312 Conference and Assoc Dues	0	0	200
326 Appraisal Services	0	5,000	50,000
336 Engineering/Architectural	0	0	3,000
434 Equipment Repairs/Maint	0	0	2,000
455 Utility Adjustments	0	241,597	250,000
520 Insurance/Bond Premiums	389	360	5,000
530 Telephone	592	905	2,000
538 Postage	0	0	1,000
580 Travel	0	0	700
598 Misc Services & Charges	0	0	1,476
<i>Other Services and Charges</i>	<u>981</u>	<u>247,862</u>	<u>315,376</u>
610 General Supplies	0	0	1,000
650 NCO Furniture/Equipment	749	0	0
<i>Supplies</i>	<u>749</u>	<u>0</u>	<u>1,000</u>
710 Land	<u>0</u>	<u>10,000</u>	<u>100,000</u>
740 Machinery and Equipment	<u>0</u>	<u>0</u>	<u>0</u>
<i>Capital Outlay</i>	<u>0</u>	<u>10,000</u>	<u>100,000</u>
<b>900 Operating Transfers Out</b>			
970 Capital Improvements	<u>0</u>	<u>0</u>	<u>0</u>
<i>Operating Transfers Out</i>	<u>0</u>	<u>0</u>	<u>0</u>
<b>Right-Of-Way</b>	<b>\$ <u>53,521</u></b>	<b>\$ <u>312,429</u></b>	<b>\$ <u>474,947</u></b>



## **DEBT SERVICE FUNDS**

---

**Debt Service Funds have been established to receive funds from a tax levy and other sources for the accumulation of funds to meet the annual principal and interest requirements on the outstanding general obligation debt of the County.**

---

**SAN PATRICIO COUNTY, TEXAS**

**STATEMENT OF INDEBTEDNESS**

**DECEMBER 31, 2014**

<u>PERMANENT IMPROVEMENTS DEBT</u>	<u>RATES</u>	<u>DUE DATES</u>	<u>DATE OF ISSUE</u>	<u>FINAL MATURITY DATE</u>
TAX AND REVENUE CERTIFICATES OF OBLIGATION, 2006	4.25% to 4.75%	(4-1 ; 10-1)	8-1-2006	4-1-2036
TOTAL PERMANENT IMPROVEMENTS DEBT (COUNTY)				
GRAND TOTALS - DEBT				



AMOUNT ISSUED	AMOUNT PAID	OUTSTANDING		
		PRINCIPAL	INTEREST	TOTAL
\$ 19,330,000	\$ 2,665,000	\$ 16,665,000	\$ 10,039,262	\$ 26,704,262
<u>19,330,000</u>	<u>2,665,000</u>	<u>16,665,000</u>	<u>10,039,262</u>	<u>26,704,262</u>
<u>\$ 19,330,000</u>	<u>\$ 2,665,000</u>	<u>\$ 16,665,000</u>	<u>\$ 10,039,262</u>	<u>\$ 26,704,262</u>

**SAN PATRICIO COUNTY, TEXAS**

**DEBT SERVICE**

**BUDGET REQUIREMENTS FOR 2015**

<u>PERMANENT IMPROVEMENTS DEBT (COUNTY)</u>	<u>PRINCIPAL</u>	<u>INTEREST</u>	<u>OTHER EXPENSES</u>	<u>TOTALS</u>
TAX AND REVENUE CERTIFICATES OF OBLIGATION, 2006	<u>450,000</u>	<u>764,023</u>	<u>5,000</u>	<u>1,219,023</u>
<u>TOTAL PERMANENT IMPROVEMENTS DEBT (COUNTY)</u>	<u>450,000</u>	<u>764,023</u>	<u>5,000</u>	<u>1,219,023</u>
GRAND TOTAL - ALL DEBT	<u>\$ 450,000</u>	<u>\$ 764,023</u>	<u>\$ 5,000</u>	<u>\$ 1,219,023</u>

**SAN PATRICIO COUNTY, TEXAS  
PERMANENT IMPROVEMENT I & S  
BUDGET 2015**

	2013 <u>ACTUAL</u>	2014 <u>ESTIMATE</u>	2015 <u>REQUEST</u>	2015 <u>BUDGET</u>
Beginning Balance	\$ 86,717	\$ 86,549	\$ 113,507	\$ 113,507
Revenues	1,212,979	1,245,242	1,207,508	1,202,099
Transfers In	<u>0</u>	<u>0</u>	<u>0</u>	<u>0</u>
Total Revenues and Transfers In	<u>1,212,979</u>	<u>1,245,242</u>	<u>1,207,508</u>	<u>1,202,099</u>
Available Resources	<u>1,299,696</u>	<u>1,331,791</u>	<u>1,321,015</u>	<u>1,315,606</u>
Expenditures	1,213,147	1,218,284	1,219,023	1,219,023
Transfers Out	<u>0</u>	<u>0</u>	<u>0</u>	<u>0</u>
Total Expenditures and Transfer Out	<u>1,213,147</u>	<u>1,218,284</u>	<u>1,219,023</u>	<u>1,219,023</u>
Ending Balance	<u>\$ 86,549</u>	<u>\$ 113,507</u>	<u>\$ 101,992</u>	<u>\$ 96,583</u>

**SAN PATRICIO COUNTY, TEXAS  
PERMANENT IMPROVEMENT I & S  
BUDGET 2015**

	<u>2013 ACTUAL</u>	<u>2014 ESTIMATE</u>	<u>2015 REQUEST</u>	<u>2015 BUDGET</u>
310-110 Ad Valorem - Current	\$ 1,171,718	\$ 1,206,214	\$ 1,165,882	\$ 1,166,599
310-120 Ad Valorem - Delinquent	40,645	34,922	40,626	35,000
General Property Taxes	<u>1,212,363</u>	<u>1,241,136</u>	<u>1,206,508</u>	<u>1,201,599</u>
360-101 Interest Earnings	616	539	1,000	500
370-401 Refunds, Sundry	0	3,567	0	0
390-063 Transfer In - Road Bond I&S	0	0	0	0
Other Revenue	<u>616</u>	<u>4,106</u>	<u>1,000</u>	<u>500</u>
<b>Total Revenues</b>	<u>\$ 1,212,979</u>	<u>\$ 1,245,242</u>	<u>\$ 1,207,508</u>	<u>\$ 1,202,099</u>
800 <b>Debt Service</b>				
801 Principal	\$ 410,000	\$ 430,000	\$ 450,000	\$ 450,000
802 Interest	801,135	783,284	764,023	764,023
803 Other Expenses	2,012	5,000	5,000	5,000
<b>Debt Service</b>	<u>1,213,147</u>	<u>1,218,284</u>	<u>1,219,023</u>	<u>1,219,023</u>
<b>PERMANENT IMPROVEMENT I &amp; S</b>	<u>\$ 1,213,147</u>	<u>\$ 1,218,284</u>	<u>\$ 1,219,023</u>	<u>\$ 1,219,023</u>