



BUDGET
FOR THE FISCAL YEAR
2013

TERRY SIMPSON
County Judge

NINA G. TREVINO
FRED P. NARDINI


ALMA V. MORENO
JAMES F. PRICE, JR.

County Commissioners

ORDER ADOPTING ELECTED OFFICIALS' SALARIES, COMPENSATION

AND ALLOWANCES FOR FISCAL YEAR 2013


On this, the 27th day of August, 2012, at a regularly scheduled meeting of the San Patricio County Commissioners Court, came on to be considered the Elected Officials' Salaries, Compensation, and Allowances for the period beginning January 1, 2013, and ending December 31, 2013, and it appearing that public notice has been given in accordance with law, and notice has been given to each official and the opportunity for grievance in accordance with law, it is ordered by the Court that the said Salaries, Compensation, and Allowances be, and it is hereby, approved and adopted as presented in the attachment. It is further ordered by the Court that any pending legislation affecting such Salaries, Compensation, and Allowances be incorporated.


Terry Simpson, County Judge


Nina G. Trevino, County Commissioner, Pct #1


Fred P. Nardini, County Commissioner, Pct #2


Alma V. Moreno, County Commissioner, Pct #3


Jim Price, County Commissioner, Pct #4

San Patricio County, Texas
Proposed Increase to
Compensation, Expenses, and Allowance for Elected Officials

Office	Proposed Annual Salary 2013	Actual Annual Salary 2012	Proposed Increase	Annual Cellphone Allowance 2013	Annual Cellphone Allowance 2012	Annual Cellphone Allowance Increase
County Judge	72,600	72,600	-	1,200	1,200	-
County Judge - State Salary Supplement (1) (2)	15,000	15,000	-	-	-	-
County Judge - Juvenile Board Supplement (2)	5,800	5,800	-	-	-	-
County Commissioner Pct. #1	59,594	59,594	-	1,200	1,200	-
County Commissioner Pct. #2	59,594	59,594	-	1,200	1,200	-
County Commissioner Pct. #3	59,594	59,594	-	1,200	1,200	-
County Commissioner Pct. #4	59,594	59,594	-	1,200	1,200	-
County Court-at-Law Judge	49,000	49,000	-	-	-	-
County Court-at-Law Judge - State Salary Supplement (1) (2)	75,000	75,000	-	-	-	-
County Court-at-Law Judge - Juvenile Board Supplement (2)	5,800	5,800	-	-	-	-
County Clerk	59,594	59,594	-	780	780	-
District Clerk	59,594	59,594	-	780	780	-
County Attorney	72,247	72,247	-	780	780	-
County Attorney - State Salary Supplement (2)	31,250	31,250	-	-	-	-
County Treasurer	59,594	59,594	-	780	780	-
Tax Assessor-Collector	59,594	59,594	-	780	780	-
Sheriff	73,163	73,163	-	1,200	1,200	-
Justice of the Peace #1	47,364	47,364	-	780	780	-
Justice of the Peace #2	46,013	46,013	-	780	600	180
Justice of the Peace #4	46,013	46,013	-	780	780	-
Justice of the Peace #5	46,013	46,013	-	780	780	-
Justice of the Peace #6	46,013	46,013	-	780	780	-
Justice of the Peace #8	46,013	46,013	-	780	780	-
Constable #1	37,687	37,687	-	780	780	-
Constable #2	37,335	37,335	-	780	780	-
Constable #4	37,335	37,335	-	780	780	-
Constable #5	33,941	33,941	-	780	780	-
Constable #6	37,335	37,335	-	780	780	-
Constable #8	37,335	37,335	-	780	780	-
District Judge - Juvenile Board Supplement (2)	5,800	5,800	-	-	-	-
District Judge - Juvenile Board Supplement (2)	5,800	5,800	-	-	-	-
District Judge - Juvenile Board Supplement (2)	5,800	5,800	-	-	-	-
District Attorney Supplement (2)	5,800	5,800	-	780	780	-

In addition to the salary and cellphone allowance listed above, the officials are to receive monthly longevity pay and reimbursement for travel expenses. Officials receive longevity pay in the amount of \$3.00 per month for each year of service with a maximum credit of 20 years. Officials receive reimbursement for mileage at the federal standard mileage rate and receive reimbursement for other travel expenses such as meals at the federal per diem rate and lodging as established by Commissioners Court policy.

Elected officials may receive an additional cellphone allowance up to \$100 per month as determined by Commissioners Court.


Constables are to be reimbursed up to \$600.00 for the purchase of additional insurance coverage on their personal automobile liability insurance policy. A copy of the proposed A copy of the proposed budget has been filed with the County Clerk's office and is available on the County's website for review by the public.

(1) A portion of this supplement is to be paid from state funds. Any amount received from the State, which could be more or less than the salary supplement, is to be paid from fees and costs collected and remitted to the State, then distributed to the County.

(2) Supplements subject to legislative change. Supplements do not qualify for longevity pay

ORDER ADOPTING BUDGET FOR FISCAL YEAR 2013


On this, the 27th day of August, 2012, at a regularly scheduled meeting of the San Patricio County Commissioners Court, came on to be considered the Budget for estimated revenues and proposed County expenditures for the period beginning January 1, 2013, and ending December 31, 2013, and it appearing to the Court that said Budget is in accordance with law, and has been duly prepared by the County Judge, assisted by the County Auditor, on a modified accrual basis consistent with generally accepted accounting principles, and duly filed for inspection; that notice has been given in accordance with law for public hearing on the adoption of said Budget; and the said Budget having been duly considered by the Court inclusive of modifications agreed to in court August 27, 2012, on motion made, seconded, and carried by a majority of the Commissioners Court, it is ordered by the Court that the said Budget be, and it is hereby, approved and adopted. It is further ordered by the Court that the legal level of control for each legally adopted annual operating budget is the fund, and that amounts shown for individual items included in such totals be considered supplementary information.


Terry Simpson, County Judge


Nina G. Trevino, County Commissioner, Pct #1



Fred P. Nardini, County Commissioner, Pct #2


Alma V. Moreno, County Commissioner, Pct #3


Jim Price, County Commissioner, Pct #4

ORDER RATIFYING PROPERTY TAX INCREASE FOR FISCAL YEAR 2013


On this, the 27th day of August, 2012, at a regularly scheduled meeting of the San Patricio County Commissioners Court, came on to be considered the property tax increase reflected in the duly adopted budget for the fiscal year beginning January 1, 2013, and ending December 31, 2013. Having been duly considered by the Court on August 27, 2012; on motion made, seconded, and carried by a majority of the Commissioners Court, it is hereby ordered that the Court ratifies the property tax increase reflected in the budget.


Terry Simpson, County Judge


Nina G. Trevino, County Commissioner, Pct #1


Fred P. Nardini, County Commissioner, Pct #2


Alma V. Moreno, County Commissioner, Pct #3


Jim Price, County Commissioner, Pct #4

ORDER ADOPTING 2012 PROPERTY TAX RATE FOR FISCAL YEAR 2013

On this, the 27th day of August, 2012, at a regularly scheduled meeting of the San Patricio County Commissioners Court, came on to be considered the adoption of an Ad Valorem Tax Rate for the fiscal year beginning January 1, 2013, and ending December 31, 2013, and it appearing to the Court that a Budget for said fiscal year has been adopted; that appropriate notice has been given in accordance with law for adoption of a tax rate, and the said Tax Rate having been duly considered by the Court in court August 27, 2012 on motion made, seconded, and carried by a majority of the Commissioners Court, it is hereby ordered that the Court levies a tax of \$0.55 per each \$100 assessed valuation on all taxable property in the County, as more fully described below; that the San Patricio County Tax Assessor-Collector is hereby authorized to assess and collect the taxes as such:

MAINTENANCE AND OPERATIONS TAX RATE

General Fund Maintenance & Operations Tax Rate	\$ 0.451547	
Road and Bridge Special Maintenance & Operations Tax Rate	<u>0.068846</u>	
Total Maintenance & Operations Tax Rate		\$ 0.520393

DEBT SERVICE TAX RATE

Certificates of Obligation, Series 2006	\$ <u>0.029607</u>	
Total Debt Service Tax Rate		\$ 0.029607

Total Ad Valorem Tax Rate		\$ 0.550000
---------------------------	--	-------------

THIS TAX RATE WILL RAISE MORE TAXES FOR MAINTENANCE AND OPERATIONS THAN LAST YEAR'S TAX RATE.

THE TAX RATE WILL EFFECTIVELY BE RAISED BY 4.04 PERCENT AND WILL RAISE TAXES FOR MAINTENANCE AND OPERATIONS ON A \$100,000 HOME BY APPROXIMATELY \$ <27.21>.

Court Members voting For: Simpson, Trevino, Nardini, Moreno
Court Members voting Against: Jim Price


Terry Simpson, County Judge


Nina G. Trevino, County Commissioner, Pct #1


Fred P. Nardini, County Commissioner, Pct #2


Alma V. Moreno, County Commissioner, Pct #3


Jim Price, County Commissioner, Pct #4

**San Patricio County, Texas
Budget 2013**

Computation of Estimated Current		License and Weights Enforcement	48
Ad Valorem Tax Collections	1	Highway Patrol	49
Distribution of Estimated Tax Collections	2	PSAP Coordinator/E911	50
Tax Rate by Funds	3	Corrections	51
		Juvenile Detention Center	52
General Fund	5	Adult/Juvenile Probation, Citizens	
County Judge	8	Collection Stations	53
County Clerk	9	Health Department, Regional Health	
Veteran's Service	10	Awareness Board	54
Civil Defense	11	Environmental Health	55
Printing Department	12	Animal Control, Mental Health	56
Personnel Department	13	Indigent Health Care, Human Services,	
Records Management	14	Community Action Agency	57
Personnel Safety	15	County Library	58
Information Services	16	County Parks	59
ADA Coordinator, Non-Departmental	17	County Fairgrounds	60
County Court	18	Agricultural Extension Service,	
County Court-at-Law Judge	19	Soil & Water Conservation	61
District Court	20	Operating Transfers Out	62
District Clerk	21		
Justice of the Peace #1	22	Special Revenue Funds	
Justice of the Peace #2	23	Road and Bridge Pct. #1	64
Justice of the Peace #4	24	Road and Bridge Pct. #2	68
Justice of the Peace #5	25	Road and Bridge Pct. #3	72
Justice of the Peace #6	26	Road and Bridge Pct. #4	76
Justice of the Peace#8, Appeals Court Judges	27	Indigent Health Care	80
County Attorney, Litigation	28	District Court Operating	82
Elections Administration	29	District Attorney Operating	85
County Auditor	30	Intoxilizer Program	88
County Treasurer	31	Women, Infants and Children Program	91
Tax Assessor-Collector	32	Law Library	93
Auto Registration, Central Appraisal District	33	Courthouse Security Fund	95
Building & Yards - Admin	34	Records Management Fund	97
Courthouse	35	Justice Court Technology Fee Fund	100
Plymouth Courthouse Annex	36	Court Reporter Service Fund	102
Law Enforcement Center, Aransas		Coastal Bend COG Grant	104
Pass Sub-Station	37	Communications System	106
Mathis Annex, Portland Annex	38	San Patricio County Airport Fund	108
Ingleside Health Clinic, Harville Road Annex,			
Restitution Center	39	Capital Projects	
Market St. Annex, Vineyard St. Annex	40	Right of Way	112
Fire and Ambulance Service, Constable #1	41		
Constable #2	42	Debt Service	
Constable #4	43	Statement of Indebtedness	116
Constable #5	44	Debt Service Requirements	118
Constable #6	45	Permanent Improvement Debt Service	119
Constable #8	46	Road Bonds Debt Service	121
County Sheriff	47		

Statement of Tax Increase

This budget will raise more total property taxes than last year's budget by \$968,178, 4.61%, and of that amount \$627,522 is tax revenue to be raised from new property added to the tax roll this year.

**SAN PATRICIO COUNTY, TEXAS
COMPUTATION OF ESTIMATED CURRENT AD VALOREM TAX COLLECTIONS
BUDGET 2013**

	<u>FOR COUNTY PURPOSES</u>	<u>FOR ROAD BOND PURPOSES</u>	<u>FOR R&B SPECIAL PURPOSES</u>
GROSS ASSESSED VALUATION - 2011 ROLL ACTUAL	\$ 3,891,205,781	\$ 3,891,205,781	\$ 3,891,205,781
EXEMPTIONS: HOMESTEAD	66,634,353	66,634,353	66,634,353
DISABLED VETERANS	18,305,961	18,305,961	18,305,961
POLLUTION CONTROL	0	0	0
OVER 65 LOCAL	<u>208,715,656</u>	<u>208,715,656</u>	<u>208,715,656</u>
OTHER EXEMPTIONS	<u>0</u>	<u>0</u>	<u>0</u>
TOTAL EXEMPTIONS - 2011	<u>293,655,970</u>	<u>293,655,970</u>	<u>293,655,970</u>
NET TAXABLE VALUATION - 2011 ROLL	<u>\$ 3,597,549,811</u>	<u>\$ 3,597,549,811</u>	<u>\$ 3,597,549,811</u>
GROSS ASSESSED VALUATION - 2012 ESTIMATED	\$ 4,291,745,455	\$ 4,291,745,455	\$ 4,291,745,455
EXEMPTIONS: HOMESTEAD	65,788,563	65,788,563	65,788,563
DISABLED VETERANS	21,362,345	21,362,345	21,362,345
POLLUTION CONTROL	0	0	0
OVER 65 LOCAL	<u>212,959,748</u>	<u>212,959,748</u>	<u>212,959,748</u>
OTHER EXEMPTIONS	<u>0</u>	<u>0</u>	<u>0</u>
TOTAL EXEMPTIONS - 2012	<u>300,110,656</u>	<u>300,110,656</u>	<u>300,110,656</u>
ESTIMATED TAXABLE VALUATION - 2012 ROLL	3,991,634,799	3,991,634,799	3,991,634,799
TAX RATE (PER \$100 VALUATION)	<u>0.481154</u>	<u>0.000000</u>	<u>0.068846</u>
TAX LEVY	19,205,911	0	2,748,081
LESS 3.90% (DELINQUENCIES AND CONTESTED APPRAISALS)	<u>(749,031)</u>	<u>0</u>	<u>(107,175)</u>
NET COLLECTIONS	<u>\$ 18,456,880</u>	<u>\$ 0</u>	<u>\$ 2,640,906</u>
1 CENT TAX LEVY EQUALS	<u>\$ 383,596</u>	<u>\$ 0</u>	<u>\$ 383,596</u>

**SAN PATRICIO COUNTY, TEXAS
DISTRIBUTION OF ESTIMATED TAX COLLECTIONS
BUDGET 2013**

<u>FUND</u>	<u>TAX RATE</u>	<u>YIELD PER 1 CENT TAX LEVY</u>	<u>ESTIMATED CURRENT</u>	<u>COLLECTIONS DELINQUENT</u>	<u>TOTAL</u>
GENERAL FUND	\$ 0.451547	\$ 383,596	\$ 17,321,161	\$ 655,971	\$ 17,977,132
ROAD & BRIDGE SPECIAL	<u>0.068846</u>	383,596	<u>2,640,905</u>	<u>100,014</u>	<u>2,740,919</u>
TOTAL OPERATING FUNDS	<u>0.520393</u>		<u>19,962,066</u>	<u>755,985</u>	<u>20,718,051</u>
<u>DEBT SERVICE FUNDS</u>					
CERTIFICATES OF OBLIGATION, SERIES 2006	<u>0.029607</u>	383,596	<u>1,135,713</u>	<u>43,011</u>	<u>1,178,724</u>
TOTAL DEBT SERVICE FUNDS	<u>0.029607</u>		<u>1,135,713</u>	<u>43,011</u>	<u>1,178,724</u>
TOTAL COUNTY TAX RATE	\$ <u>0.550000</u>		\$ <u>21,097,779</u>	\$ <u>798,996</u>	\$ <u>21,896,775</u>

**SAN PATRICIO COUNTY, TEXAS
TAX RATE BY FUNDS
BUDGET 2013**

	TAX RATE BUDGET 2010	TAX RATE BUDGET 2011	TAX RATE BUDGET 2012	TAX RATE BUDGET 2013
OPERATING FUNDS				
Road & Bridge Special	\$ 0.0663	\$ 0.0653	\$ 0.072445	\$ 0.068846
General	0.4333	0.4287	0.475156	0.451547
TOTAL OPERATING FUNDS	<u>0.4996</u>	<u>0.4940</u>	<u>0.547601</u>	<u>0.520393</u>
DEBT SERVICE FUNDS				
PERMANENT IMPROVEMENT BONDS				
Certificates of Obligation, Series 2006	<u>0.0249</u>	<u>0.0305</u>	<u>0.034177</u>	<u>0.029607</u>
TOTAL PERMANENT IMPROVEMENT BONDS	<u>0.0249</u>	<u>0.0305</u>	<u>0.034177</u>	<u>0.029607</u>
TOTAL DEBT SERVICE FUNDS	<u>0.0249</u>	<u>0.0305</u>	<u>0.034177</u>	<u>0.029607</u>
TOTAL COUNTY-WIDE TAX RATE	<u>\$ 0.5245</u>	<u>\$ 0.5245</u>	<u>\$ 0.581778</u>	<u>\$ 0.550000</u>

GENERAL FUND

The General Fund is a constitutional fund and is utilized to account for all County revenues and expenditures except those which are required by law to be classed in other constitutional funds and such other funds that are presented separately to facilitate proper accountability.

**SAN PATRICIO COUNTY, TEXAS
GENERAL FUND
BUDGET 2013**

	<u>2011 ACTUAL</u>	<u>2012 ESTIMATE</u>	<u>2013 BUDGET</u>
Beginning Balance	<u>6,646,921</u>	<u>\$ 6,351,127</u>	<u>\$ 7,326,165</u>
Revenues	20,682,292	21,318,501	21,719,632
Transfers In	<u>0</u>	<u>300,000</u>	<u>0</u>
Total Revenues and Transfers In	<u>20,682,292</u>	<u>21,618,501</u>	<u>21,719,632</u>
Available Resources	<u>27,329,213</u>	<u>27,969,628</u>	<u>29,045,797</u>
Expenditures	20,255,038	19,704,379	22,461,695
Transfers Out	<u>723,048</u>	<u>939,084</u>	<u>2,054,951</u>
Total Expenditures and Transfer Out	<u>20,978,086</u>	<u>20,643,463</u>	<u>24,516,646</u>
Ending Balance	<u><u>6,351,127</u></u>	<u><u>\$ 7,326,165</u></u>	<u><u>\$ 4,529,151</u></u>

**SAN PATRICIO COUNTY, TEXAS
GENERAL FUND
BUDGET 2013**

	2011 <u>ACTUAL</u>	2012 <u>ESTIMATE</u>	2013 <u>BUDGET</u>
Revenues			
310-110 Ad Valorem - Current	\$ 15,725,370	\$ 16,613,631	\$ 17,321,161
310-120 Ad Valorem - Delinquent	<u>618,946</u>	<u>670,881</u>	<u>655,971</u>
General Property Taxes	<u>16,344,316</u>	<u>17,284,512</u>	<u>17,977,132</u>
320-200 Building Permits	147,852	39,158	40,000
320-202 Septic Tank & Health Permits	<u>81,349</u>	<u>64,861</u>	<u>65,000</u>
Non-Busn Licenses/Permits	<u>229,201</u>	<u>104,019</u>	<u>105,000</u>
330-150 Indigent Defense Grant	41,245	32,648	32,000
330-362 FEMA-Public Assistance Grant	0	0	0
330-365 DEM-Operation Border Star	262,738	243,583	0
330-152 CIAP Grant	<u>15,452</u>	<u>0</u>	<u>0</u>
Grants	<u>319,435</u>	<u>276,231</u>	<u>32,000</u>
330-701 Franchise/Bingo Taxes	10,513	6,078	6,000
330-703 Beer, Wine and Liquor	455	1,073	800
330-705 Mixed Drink License	39,947	37,215	38,000
330-151 Judicial Fee	74,880	75,000	75,000
330-409 STEP Grant	79,327	0	0
330-551 Tobacco Settlement Distribution	27,736	25,520	25,400
330-101 County Judge Supplement	15,363	13,119	13,300
330-200 County Attorney Supplement	31,250	31,250	31,250
330-416 Asst Prosecutor Longevity	10,140	3,720	4,200
330-202 Juror Expense Reimbursement	<u>35,754</u>	<u>26,544</u>	<u>30,000</u>
State Shared Revenue	<u>325,365</u>	<u>219,519</u>	<u>223,950</u>
330-801 Law Enforcement Contribs	57,829	59,536	59,000
330-802 Indirect Cost Reims	151,751	159,096	159,000
330-803 Drug Abuse/Treat/Rehab	10,500	13,500	11,000
330-805 Local Government Contributions	40,000	7,500	7,500
330-807 Election Fees	<u>1,296</u>	<u>164</u>	<u>0</u>
Shared Revenue/Local Govt	<u>261,376</u>	<u>239,796</u>	<u>236,500</u>
340-100 County Judge	7,780	7,868	7,800
340-102 County Sheriff	226,874	208,037	222,000
340-104 County Attorney	17,854	16,395	17,000
340-106 County Clerk	330,215	350,692	336,000
340-108 Tax Assessor-Collector	526,545	518,304	525,000
340-110 District Attorney	50	50	0
340-112 District Clerk	175,471	158,126	168,200
340-121 Justice of the Peace #1	12,265	10,575	11,700
340-122 Justice of the Peace #2	4,574	2,860	3,600
340-124 Justice of the Peace #4	6,537	7,643	7,600
340-125 Justice of the Peace #5	13,566	11,663	12,500
340-126 Justice of the Peace #6	15,384	10,573	13,100
340-128 Justice of the Peace #8	1,766	2,293	2,000
340-131 Constable #1	7,694	8,509	8,200
340-132 Constable #2	1,230	1,044	1,400
340-134 Constable #4	15,275	20,751	19,000
340-135 Constable #5	2,573	5,779	4,200
340-136 Constable #6	13,640	19,578	16,100
340-138 Constable #8	6,331	7,986	6,900

**SAN PATRICIO COUNTY, TEXAS
GENERAL FUND
BUDGET 2013**

	2011 <u>ACTUAL</u>	2012 <u>ESTIMATE</u>	2013 <u>BUDGET</u>
340-151 County Appointed Attorney	\$ 4,086	\$ 5,204	\$ 4,600
340-152 District Appointed Atty	<u>58,286</u>	<u>62,532</u>	<u>60,300</u>
Fees of Office	<u>1,447,996</u>	<u>1,436,462</u>	<u>1,447,200</u>
340-301 Court Cost Service Fees	144,084	149,853	142,600
340-303 Child Safety Court Cost	7,129	3,989	4,600
340-305 Traffic Court Cost	24,603	19,134	21,500
340-306 Child Safety Fee Veh Reg	11,591	10,035	10,300
340-307 Breath Alcohol Test Fees	99	468	0
340-309 Arrest/Video Fees	6,235	4,859	5,800
340-311 Bail Bond Fees	11,344	18,464	15,600
340-313 Graffiti Eradication Fee	0	0	0
340-315 Probate Training Fees	438	582	500
340-316 Probate Guardianship Fee	2,920	3,880	3,400
340-323 Inmate Telephone	74,106	86,433	80,500
340-401 Detention Service Charges	122,100	161,280	140,100
340-601 Waste Disposal Fees	70,881	56,535	59,000
340-701 Health Service Fees	48,753	26,430	37,500
340-998 Miscellaneous Fees	<u>8,354</u>	<u>8,546</u>	<u>9,200</u>
Other Fees	<u>532,637</u>	<u>550,488</u>	<u>530,600</u>
350-101 Justice of the Peace #1	183,663	193,462	193,000
350-102 Justice of the Peace #2	66,403	60,609	63,700
350-104 Justice of the Peace #4	46,313	72,987	64,800
350-105 Justice of the Peace #5	272,133	324,215	286,900
350-106 Justice of the Peace #6	132,420	159,975	138,000
350-108 Justice of the Peace #8	13,425	22,653	17,800
350-200 Bail Bond Forfeitures	0	0	0
350-201 Other Forfeitures	6,225	0	5,000
350-501 License & Weight	<u>58,043</u>	<u>38,186</u>	<u>49,000</u>
Fines & Forfeitures	<u>778,625</u>	<u>872,087</u>	<u>818,200</u>
360-101 Interest Earnings	<u>22,590</u>	<u>42,742</u>	<u>42,000</u>
Investment Earnings	<u>22,590</u>	<u>42,742</u>	<u>42,000</u>
370-100 Sale of Fixed Assets	38,551	2,950	3,000
370-101 Insurance Recovery-Assets	39,104	3,298	0
370-201 Rental Income	95,023	88,404	89,000
370-202 Fairgrounds Income	107,005	144,068	128,000
370-203 County Park Revenue	1,288	4,860	2,900
370-301 Coin Station Receipts	54	43	50
370-303 Concession Stand Income	24,828	36,304	33,000
370-399 Public Enterprise Contrib	650	1,550	1,100
370-401 Refunds, Sundry	114,248	11,168	50,000
390-400 Transfer In - CBCOG	<u>0</u>	<u>300,000</u>	<u>0</u>
Other Revenue	<u>420,751</u>	<u>592,645</u>	<u>307,050</u>
Total Revenues	<u>\$ 20,682,292</u>	<u>\$ 21,618,501</u>	<u>\$ 21,719,632</u>

**SAN PATRICIO COUNTY, TEXAS
GENERAL FUND
BUDGET 2013**

	2011 <u>ACTUAL</u>	2012 <u>ESTIMATE</u>	2013 <u>BUDGET</u>
400	County Judge		
101	\$ 87,600	\$ 87,600	\$ 87,600
110	27,055	27,061	27,762
185	1,200	1,200	1,200
190	1,210	1,245	826
195	169	202	250
210	10,523	11,285	12,800
220	8,662	8,724	9,000
230	10,800	11,367	12,035
250	136	143	208
260	130	342	604
	<u>147,485</u>	<u>149,169</u>	<u>152,285</u>
	<i>Personal Services</i>		
312	920	850	1,500
330	0	0	0
432	1,980	567	1,000
434	235	1,012	2,000
442	2,343	1,704	3,000
520	892	596	1,000
530	1,699	1,423	2,200
538	563	324	700
580	3,431	4,889	6,000
	<u>12,063</u>	<u>11,365</u>	<u>17,400</u>
	<i>Other Services and Charges</i>		
610	315	528	1,000
626	424	96	1,600
650	2,100	0	0
	<u>2,839</u>	<u>624</u>	<u>2,600</u>
	<i>Supplies</i>		
740	0	0	0
	<u>0</u>	<u>0</u>	<u>0</u>
	<i>Capital Outlay</i>		
	<u>162,387</u>	<u>161,158</u>	<u>172,285</u>
	County Judge		

**SAN PATRICIO COUNTY, TEXAS
GENERAL FUND
BUDGET 2013**

	2011 <u>ACTUAL</u>	2012 <u>ESTIMATE</u>	2013 <u>BUDGET</u>
403	County Clerk		
101	\$ 59,594	\$ 59,594	\$ 59,594
110	327,368	319,078	346,221
115	15,735	14,249	26,800
185	780	780	780
190	5,068	5,481	6,387
195	4,771	5,647	6,000
210	85,901	88,922	96,000
220	30,882	29,525	32,779
230	36,583	37,735	43,831
250	1,755	1,801	2,722
260	484	1,266	2,291
	<u>568,921</u>	<u>564,078</u>	<u>623,405</u>
	<i>Personal Services</i>		
312	2,100	1,590	3,000
330	31	31	400
434	10,610	9,483	12,000
520	3,580	6,271	3,800
530	3,568	3,625	4,000
538	9,871	10,089	12,000
540	0	100	200
580	4,842	5,957	6,000
598	0	0	0
	<u>34,602</u>	<u>37,146</u>	<u>41,400</u>
	<i>Other Services and Charges</i>		
610	19,737	21,549	28,000
650	1,075	1,750	3,500
	<u>20,812</u>	<u>23,299</u>	<u>31,500</u>
	<i>Supplies</i>		
740	0	0	0
	<u>0</u>	<u>0</u>	<u>0</u>
	<i>Capital Outlay</i>		
	<u>624,335</u>	<u>624,523</u>	<u>696,305</u>
	County Clerk		

**SAN PATRICIO COUNTY, TEXAS
GENERAL FUND
BUDGET 2013**

	2011 <u>ACTUAL</u>	2012 <u>ESTIMATE</u>	2013 <u>BUDGET</u>
405	<i>Veterans' Service</i>		
110	\$ 40,399	\$ 39,726	\$ 40,426
115	0	0	0
190	69	102	177
195	22	135	
210	8,438	9,038	9,386
220	2,773	2,686	3,107
230	3,729	3,871	4,153
250	191	112	301
260	44	116	209
	<u>55,665</u>	<u>55,786</u>	<u>57,759</u>
	<i>Personal Services</i>		
312	100	0	500
330	0	0	100
410	0	0	0
423	0	0	0
434	0	0	276
441	0	0	0
442	0	0	250
520	205	203	250
530	546	634	700
538	91	96	570
540	0	0	200
580	2,940	1,332	2,500
598	0	0	0
	<u>3,882</u>	<u>2,265</u>	<u>5,346</u>
	<i>Other Services and Charges</i>		
610	157	200	650
650	0	0	0
	<u>157</u>	<u>200</u>	<u>650</u>
	<i>Supplies</i>		
740	0	0	0
	<u>0</u>	<u>0</u>	<u>0</u>
	<i>Capital Outlay</i>		
	<u>59,704</u>	<u>58,251</u>	<u>63,755</u>
	<i>Veterans' Service</i>		

**SAN PATRICIO COUNTY, TEXAS
GENERAL FUND
BUDGET 2013**

	2011 <u>ACTUAL</u>	2012 <u>ESTIMATE</u>	2013 <u>BUDGET</u>
406			
<i>Civil Defense</i>			
110 Regular Employees	\$ 115,957	\$ 116,102	\$ 118,203
185 Phone Allowance	1,560	1,560	1,560
190 Longevity Pay	978	1,068	1,170
195 Overtime	676	2,556	600
210 Group Insurance	10,778	11,328	19,200
220 Social Security Taxes	9,143	9,308	9,298
230 Retirement Contributions	11,042	11,779	12,433
250 Unemployment Insurance	609	645	899
260 Workers' Compensation Ins	384	343	611
<i>Personal Services</i>	<u>151,127</u>	<u>154,689</u>	<u>163,974</u>
312 Conference and Assoc Dues	1,375	2,070	3,000
330 Pre-Employment Physicals	0	0	300
432 Vehicle Repairs/Maint	3,616	2,764	5,000
434 Equipment Repairs/Maint	2,741	2,643	5,000
441 Building/Office Rental	0	0	0
442 Vehicle/Equipment Rental	0	2,500	5,000
520 Insurance/Bond Premiums	1,776	1,241	1,800
530 Telephone	2,989	3,695	3,500
538 Postage	774	886	1,000
540 Public Notices	1,075	350	1,000
580 Travel	6,435	11,581	7,000
598 Misc Services & Charges	3,419	2,583	5,000
<i>Other Services and Charges</i>	<u>24,200</u>	<u>30,313</u>	<u>37,600</u>
610 General Supplies	1,110	2,813	5,000
626 Fuel, Oil, Lubricants	9,573	9,609	10,000
627 Automotive Supplies	0	1,796	3,000
650 NCO Furniture/Equipment	707	1,200	2,400
<i>Supplies</i>	<u>11,390</u>	<u>15,418</u>	<u>20,400</u>
740 Machinery and Equipment	0	0	0
<i>Capital Outlay</i>	<u>0</u>	<u>0</u>	<u>0</u>
<i>Civil Defense</i>	<u>186,717</u>	<u>200,420</u>	<u>221,974</u>

**SAN PATRICIO COUNTY, TEXAS
GENERAL FUND
BUDGET 2013**

	2011 <u>ACTUAL</u>	2012 <u>ESTIMATE</u>	2013 <u>BUDGET</u>
408			
<i>Printing Department</i>			
110 Regular Employees	\$ 47,633	\$ 42,195	\$ 42,894
115 Temporary Employees	0	0	0
190 Longevity Pay	635	603	643
195 Overtime	1,064	664	1,200
210 Group Insurance	5,940	6,370	6,400
220 Social Security Taxes	3,267	2,751	3,423
230 Retirement Contributions	4,543	4,215	4,577
250 Unemployment Insurance	163	229	331
260 Workers' Compensation Ins	685	285	518
<i>Personal Services</i>	<u>63,930</u>	<u>57,312</u>	<u>59,986</u>
312 Conference and Assoc Dues	0	250	50
330 Pre-Employment Physicals	0	50	100
434 Equipment Repairs/Maint	7,097	5,720	8,000
520 Insurance/Bond Premiums	391	220	400
530 Telephone	182	114	250
538 Postage	1	12	25
540 Public Notices	0	50	100
580 Travel	0	25	100
598 Misc Services & Charges	0	0	0
<i>Other Services and Charges</i>	<u>7,671</u>	<u>6,441</u>	<u>9,025</u>
610 General Supplies	25,625	19,204	30,000
650 NCO Furniture/Equipment	0	125	250
<i>Supplies</i>	<u>25,625</u>	<u>19,329</u>	<u>30,250</u>
740 Machinery and Equipment	0	0	0
<i>Capital Outlay</i>	<u>0</u>	<u>0</u>	<u>0</u>
<i>Printing Department</i>	<u>97,226</u>	<u>83,082</u>	<u>99,261</u>

**SAN PATRICIO COUNTY, TEXAS
GENERAL FUND
BUDGET 2013**

	2011 <u>ACTUAL</u>	2012 <u>ESTIMATE</u>	2013 <u>BUDGET</u>
410	<i>Personnel Department</i>		
110	\$ 99,115	\$ 99,025	\$ 101,214
185	600	600	600
190	1,003	1,068	1,658
195	1,425	719	2,000
210	16,277	17,456	19,200
220	7,513	7,386	8,069
230	9,407	9,817	10,790
250	513	536	782
260	113	300	542
	<u>135,966</u>	<u>136,907</u>	<u>144,855</u>
	<i>Personal Services</i>		
312	805	1,100	2,500
330	0	500	1,000
341	0	1,660	5,000
434	0	750	1,500
520	668	535	508
530	641	439	1,500
538	1,445	577	1,500
540	126	250	500
580	1,096	2,682	2,500
598	6,012	250	2,100
	<u>10,793</u>	<u>8,743</u>	<u>18,608</u>
	<i>Other Services and Charges</i>		
610	9,979	6,668	12,000
641	0	500	1,000
650	0	500	1,000
698	0	0	6,000
	<u>9,979</u>	<u>7,668</u>	<u>20,000</u>
	<i>Supplies</i>		
	<u>156,738</u>	<u>153,318</u>	<u>183,463</u>
	<i>Personnel Department</i>		

**SAN PATRICIO COUNTY, TEXAS
GENERAL FUND
BUDGET 2013**

	2011 <u>ACTUAL</u>	2012 <u>ESTIMATE</u>	2013 <u>BUDGET</u>
412			
Records Management			
110 Regular Employees	\$ 16,650	\$ 16,964	\$ 17,664
190 Longevity Pay	18	36	720
195 Overtime	645	143	500
210 Group Insurance	5,472	6,370	6,400
220 Social Security Taxes	1,286	1,259	1,444
230 Retirement Contributions	1,595	1,662	1,932
250 Unemployment Insurance	84	92	140
260 Workers' Compensation Ins	20	51	98
<i>Personal Services</i>	<u>25,770</u>	<u>26,577</u>	<u>28,898</u>
312 Conference and Assoc Dues	0	250	500
330 Pre-Employment Physicals	0	50	100
341 Other Professional Services	0	0	0
410 Utilities	7,764	7,742	6,900
434 Equipment Repairs/Maint	0	250	500
520 Insurance/Bond Premiums	1,374	1,327	1,300
530 Telephone	179	195	250
580 Travel	0	200	400
<i>Other Services and Charges</i>	<u>9,317</u>	<u>10,014</u>	<u>9,950</u>
610 General Supplies	71	536	1,000
641 Books, Subscriptions	0	100	200
<i>Supplies</i>	<u>71</u>	<u>636</u>	<u>1,200</u>
740 Machinery and Equipment	0	0	0
<i>Capital Outlay</i>	<u>0</u>	<u>0</u>	<u>0</u>
Records Management	<u>35,158</u>	<u>37,227</u>	<u>40,048</u>

**SAN PATRICIO COUNTY, TEXAS
GENERAL FUND
BUDGET 2013**

	2011 <u>ACTUAL</u>	2012 <u>ESTIMATE</u>	2013 <u>BUDGET</u>
414	<i>Personnel Safety</i>		
110	\$ 22,100	\$ 22,100	\$ 22,800
185	600	600	600
190	33	66	104
195	307	1,295	200
210	5,426	5,576	6,400
220	1,763	1,868	1,813
230	2,122	2,310	2,424
250	114	124	175
260	88	66	118
	<u>32,553</u>	<u>34,005</u>	<u>34,634</u>
	<i>Personal Services</i>		
312	5,015	2,640	5,000
330	0	0	0
432	0	0	0
520	223	187	250
580	7,595	8,560	6,000
598	4,981	6,283	10,000
	<u>17,814</u>	<u>17,670</u>	<u>21,250</u>
	<i>Other Services and Charges</i>		
602	0	0	0
610	8,367	14,530	12,000
626	0	0	0
627	0	0	0
650	0	0	0
	<u>8,367</u>	<u>14,530</u>	<u>12,000</u>
	<i>Supplies</i>		
740	0	0	0
	<u>0</u>	<u>0</u>	<u>0</u>
	<i>Capital Outlay</i>		
	<u>58,734</u>	<u>66,205</u>	<u>67,884</u>
	<i>Personnel Safety</i>		

**SAN PATRICIO COUNTY, TEXAS
GENERAL FUND
BUDGET 2013**

	2011 <u>ACTUAL</u>	2012 <u>ESTIMATE</u>	2013 <u>BUDGET</u>
416			
<i>Information Services</i>			
110	\$ 179,416	\$ 180,624	\$ 179,528
185	2,400	2,300	2,400
190	2,271	2,280	1,856
195	918	714	500
210	26,567	26,648	32,000
220	13,483	12,684	14,097
230	17,039	18,085	18,852
250	922	982	1,364
260	488	545	949
	<u>243,504</u>	<u>244,862</u>	<u>251,546</u>
312	385	2,500	5,000
330	61	50	100
341	80	1,500	3,500
434	72,671	207,909	295,750
442	0	1,000	2,000
520	1,381	1,251	1,450
530	35,936	51,771	38,400
538	187	27	500
540	0	525	50
580	5,402	3,247	5,000
	<u>116,103</u>	<u>269,780</u>	<u>351,750</u>
610	37,144	24,853	30,000
641	20	513	1,000
650	31,527	14,250	28,500
	<u>68,691</u>	<u>39,616</u>	<u>59,500</u>
740	0	0	0
	<u>0</u>	<u>0</u>	<u>0</u>
<i>Information Services</i>	<u>428,298</u>	<u>554,258</u>	<u>662,796</u>

**SAN PATRICIO COUNTY, TEXAS
GENERAL FUND
BUDGET 2013**

	2011 <u>ACTUAL</u>	2012 <u>ESTIMATE</u>	2013 <u>BUDGET</u>
418 ADA Coordinator			
110 Regular Employees	\$ 2,252	\$ 2,252	\$ 2,252
190 Longevity Pay	0	0	7
195 Overtime	0	0	0
210 Group Insurance	335	347	640
220 Social Security Taxes	171	169	173
230 Retirement Contributions	207	218	231
250 Unemployment Insurance	0	0	17
260 Workers' Compensation Ins	3	7	12
<i>Personal Services</i>	<u>2,968</u>	<u>2,993</u>	<u>3,332</u>
312 Conference and Assoc Dues	0	75	150
520 Insurance/Bond Premiums	5	4	12
580 Travel	0	75	150
<i>Other Services and Charges</i>	<u>5</u>	<u>154</u>	<u>312</u>
ADA Coordinator	<u>2,973</u>	<u>3,147</u>	<u>3,644</u>
449 Non-Departmental			
312 Conference and Assoc Dues	\$ 23,113	\$ 29,758	\$ 32,000
334 Accounting/Auditing Svcs	22,800	22,800	30,000
336 Engineering/Architectural	0	3,500	7,000
339 Autopsy Expense	0	0	0
341 Other Professional Services	15,705	41,587	70,000
434 Equipment Repairs/Maint	15,767	15,119	12,000
441 Building/Office Rental	0	0	0
442 Vehicle/Equipment Rental	0	2,073	0
501 Econ Development Services	55,000	105,000	105,000
520 Insurance/Bond Premiums	2,514	444	2,500
530 Telephone	10,067	0	15,000
538 Postage	43	26	100
540 Public Notices	4,327	588	5,000
598 Misc Services & Charges	218,799	85,232	27,500
<i>Other Services and Charges</i>	<u>368,135</u>	<u>306,127</u>	<u>306,100</u>
610 General Supplies	15,002	13,318	30,000
650 NCO Furniture/Equipment	0	0	0
<i>Supplies</i>	<u>15,002</u>	<u>13,318</u>	<u>30,000</u>
740 Machinery and Equipment	0	0	0
<i>Capital Outlay</i>	<u>0</u>	<u>0</u>	<u>0</u>
Non-Departmental	<u>383,137</u>	<u>319,445</u>	<u>336,100</u>
GENERAL ADMINISTRATION	<u>2,195,407</u>	<u>2,261,034</u>	<u>2,547,515</u>

**SAN PATRICIO COUNTY, TEXAS
GENERAL FUND
BUDGET 2013**

	2011 <u>ACTUAL</u>	2012 <u>ESTIMATE</u>	2013 <u>BUDGET</u>
450 County Court			
110 Regular Employees	\$ 86,399	\$ 85,519	\$ 88,274
115 Temporary Employees	0	0	0
190 Longevity Pay	779	837	364
195 Overtime	884	808	1,200
210 Group Insurance	10,838	10,657	12,800
220 Social Security Taxes	6,890	6,241	6,873
230 Retirement Contributions	8,110	8,515	9,190
250 Unemployment Insurance	476	466	665
260 Workers' Compensation Ins	531	630	1,105
<i>Personal Services</i>	<u>114,907</u>	<u>113,673</u>	<u>120,471</u>
321 Court Costs	6,838	5,928	10,000
329 Court Reporter Services	0	0	0
330 Pre-Employment Physicals	0	0	110
332 Attorney Fees	71,896	82,290	95,000
343 Translator Services	2,530	1,500	3,000
351 Juror Expense	22,284	17,500	35,000
434 Equipment Repairs/Maint	0	0	500
520 Insurance/Bond Premiums	1,607	1,477	1,600
530 Telephone	0	0	0
540 Public Notices	0	0	0
598 Misc Services & Charges	0	896	1,500
<i>Other Services and Charges</i>	<u>105,155</u>	<u>109,591</u>	<u>146,710</u>
610 General Supplies	142	639	1,500
<i>Supplies</i>	<u>142</u>	<u>639</u>	<u>1,500</u>
740 Machinery and Equipment	0	0	0
<i>Capital Outlay</i>	<u>0</u>	<u>0</u>	<u>0</u>
County Court	<u>220,204</u>	<u>223,903</u>	<u>268,681</u>

**SAN PATRICIO COUNTY, TEXAS
GENERAL FUND
BUDGET 2013**

	2011 <u>ACTUAL</u>	2012 <u>ESTIMATE</u>	2013 <u>BUDGET</u>
451	<i>County Court-at-Law Judge</i>		
101	\$ 124,000	\$ 124,000	\$ 124,000
110	27,678	30,000	30,700
190	365	336	420
195	154	61	1,000
210	4,095	5,352	12,800
220	10,216	10,625	11,944
230	14,017	14,962	15,972
250	137	158	235
260	173	452	803
	<u>180,835</u>	<u>185,946</u>	<u>197,874</u>
	<i>Personal Services</i>		
312	615	1,070	2,000
330	61	0	110
434	45	112	500
520	522	457	550
530	1,140	1,097	2,000
538	2,360	2,488	2,250
540	230	0	200
580	1,535	1,762	1,500
	<u>6,508</u>	<u>6,986</u>	<u>9,110</u>
	<i>Other Services and Charges</i>		
610	2,022	1,085	2,000
641	82	375	750
	<u>2,104</u>	<u>1,460</u>	<u>2,750</u>
	<i>Supplies</i>		
	<u>189,447</u>	<u>194,392</u>	<u>209,734</u>
	<i>County Court-at-Law Judge</i>		

**SAN PATRICIO COUNTY, TEXAS
GENERAL FUND
BUDGET 2013**

	2011 <u>ACTUAL</u>	2012 <u>ESTIMATE</u>	2013 <u>BUDGET</u>
460			
<i>District Court</i>			
110 Regular Employees	\$ 0	\$ 0	\$ 0
190 Longevity Pay	0	0	0
210 Group Insurance	0	0	0
220 Social Security Taxes	5	0	0
230 Retirement Contributions	0	0	0
250 Unemployment Insurance	0	0	0
260 Workers' Compensation Ins	0	0	0
<i>Personal Services</i>	<u>5</u>	<u>0</u>	<u>0</u>
312 Conference and Assoc Dues	0	0	500
321 Court Costs	1,199	6,180	10,000
329 Court Reporter Services	0	0	1,000
330 Pre-Employment Physicals	0	0	0
332 Attorney Fees	287,921	286,293	300,000
335 Hospital/Medical Services	1,760	5,372	10,000
341 Other Professional Services	3,060	4,069	7,500
351 Juror Expense	53,502	51,601	70,000
434 Equipment Repairs/Maint	135	288	1,000
520 Insurance/Bond Premiums	583	457	850
530 Telephone	200	191	500
538 Postage	0	0	100
540 Public Notices	0	0	100
580 Travel	0	0	0
598 Misc Services & Charges	4,576	1,600	3,200
<i>Other Services and Charges</i>	<u>352,936</u>	<u>356,051</u>	<u>404,750</u>
610 General Supplies	782	3,590	2,000
630 Food	79	426	1,000
650 NCO Furniture/Equipment	301	750	1,500
<i>Supplies</i>	<u>1,162</u>	<u>4,766</u>	<u>4,500</u>
740 Machinery and Equipment	0	0	0
Capital Outlay	<u>0</u>	<u>0</u>	<u>0</u>
<i>District Court</i>	<u>354,103</u>	<u>360,817</u>	<u>409,250</u>

**SAN PATRICIO COUNTY, TEXAS
GENERAL FUND
BUDGET 2013**

	2011 <u>ACTUAL</u>	2012 <u>ESTIMATE</u>	2013 <u>BUDGET</u>
465	<i>District Clerk</i>		
101	\$ 59,594	\$ 59,594	\$ 59,594
110	198,731	163,757	224,595
115	5,491	1,716	9,150
185	780	780	780
190	1,407	1,290	3,199
195	1,511	1,519	2,000
210	61,808	54,946	76,800
220	19,199	14,691	22,898
230	24,132	21,979	30,620
250	1,073	860	1,768
260	328	858	1,541
	<u>374,054</u>	<u>321,990</u>	<u>432,945</u>
	<i>Personal Services</i>		
312	325	525	1,000
330	61	0	250
434	400	2,084	4,000
442	0	250	500
520	2,360	1,975	3,000
530	3,055	3,104	4,500
538	8,163	7,760	9,500
540	145	0	100
580	527	818	3,000
598	0	747	1,000
	<u>15,036</u>	<u>17,263</u>	<u>26,850</u>
	<i>Other Services and Charges</i>		
610	5,092	6,245	11,000
650	1,440	2,600	5,200
	<u>6,532</u>	<u>8,845</u>	<u>16,200</u>
	<i>Supplies</i>		
740	0	0	0
	<u>0</u>	<u>0</u>	<u>0</u>
	<i>Capital Outlay</i>		
	<u>395,622</u>	<u>348,098</u>	<u>475,995</u>
	<i>District Clerk</i>		

**SAN PATRICIO COUNTY, TEXAS
GENERAL FUND
BUDGET 2013**

	2011 <u>ACTUAL</u>	2012 <u>ESTIMATE</u>	2013 <u>BUDGET</u>
471	<i>Justice of the Peace #1</i>		
101	\$ 47,364	\$ 47,364	\$ 47,364
110	64,044	65,339	67,420
115	0	0	0
185	780	780	780
190	1,206	1,197	1,416
195	180	100	200
210	19,906	21,335	25,600
220	8,508	7,887	8,963
230	10,460	11,122	11,987
250	326	346	506
260	132	338	602
	<u>152,906</u>	<u>155,808</u>	<u>164,838</u>
	<i>Personal Services</i>		
312	1,200	670	1,110
321	0	250	100
330	61	0	0
332	0	0	0
351	0	250	100
434	22	743	1,000
442	450	360	500
520	1,013	858	1,000
530	1,478	1,354	1,800
538	4,550	2,291	3,633
580	4,518	4,706	4,600
598	174	50	100
	<u>13,466</u>	<u>11,532</u>	<u>13,943</u>
	<i>Other Services and Charges</i>		
610	5,504	3,416	5,000
650	0	0	0
	<u>5,504</u>	<u>3,416</u>	<u>5,000</u>
	<i>Supplies</i>		
740	0	0	0
	<u>0</u>	<u>0</u>	<u>0</u>
	<i>Capital Outlay</i>		
	<u>171,876</u>	<u>170,756</u>	<u>183,781</u>
	<i>Justice of the Peace #1</i>		

**SAN PATRICIO COUNTY, TEXAS
GENERAL FUND
BUDGET 2013**

	2011 <u>ACTUAL</u>	2012 <u>ESTIMATE</u>	2013 <u>BUDGET</u>
472	<i>Justice of the Peace #2</i>		
101	\$ 46,013	\$ 46,013	\$ 46,013
110	44,961	40,406	41,686
115	0	0	0
185	600	600	780
190	885	936	1,027
195	0	2,198	0
210	16,299	16,507	19,200
220	7,073	6,398	6,847
230	8,516	8,834	9,156
250	221	250	314
260	99	254	461
	<u>124,667</u>	<u>122,396</u>	<u>125,484</u>
	<i>Personal Services</i>		
312	230	710	1,000
321	50	100	200
330	0	0	0
332	0	0	0
410	3,576	3,588	3,500
423	0	0	0
434	22	262	500
441	5,500	6,000	6,000
520	813	777	775
530	3,159	3,744	3,400
538	382	1,335	600
580	4,789	6,020	5,000
598	0	0	0
	<u>18,521</u>	<u>22,536</u>	<u>20,975</u>
	<i>Other Services and Charges</i>		
610	1,639	2,023	3,000
650	0	500	1,000
	<u>1,639</u>	<u>2,523</u>	<u>4,000</u>
	<i>Supplies</i>		
740	0	0	0
	<u>0</u>	<u>0</u>	<u>0</u>
	<i>Capital Outlay</i>		
	<u>144,827</u>	<u>147,455</u>	<u>150,459</u>
	<i>Justice of the Peace #2</i>		

**SAN PATRICIO COUNTY, TEXAS
GENERAL FUND
BUDGET 2013**

	2011 <u>ACTUAL</u>	2012 <u>ESTIMATE</u>	2013 <u>BUDGET</u>
474	<i>Justice of the Peace #4</i>		
101	\$ 46,013	\$ 46,013	\$ 46,013
110	38,961	33,692	40,890
115	0	0	0
185	780	780	780
190	642	642	757
195	2,777	2,548	2,760
210	11,119	7,323	19,200
220	6,492	5,508	6,976
230	8,213	8,019	9,330
250	211	187	325
260	101	266	469
	<u>115,309</u>	<u>104,978</u>	<u>127,500</u>
	<i>Personal Services</i>		
312	1,021	740	1,200
321	300	900	600
332	0	0	0
434	22	162	300
520	737	585	757
530	2,335	2,444	2,750
538	880	1,320	1,200
580	6,794	5,678	6,000
598	38	348	100
	<u>12,127</u>	<u>12,177</u>	<u>12,907</u>
	<i>Other Services and Charges</i>		
610	1,546	1,544	2,000
650	0	9,444	1,000
	<u>1,546</u>	<u>10,988</u>	<u>3,000</u>
	<i>Supplies</i>		
740	0	0	0
	<u>0</u>	<u>0</u>	<u>0</u>
	<i>Capital Outlay</i>		
	<u>128,982</u>	<u>128,143</u>	<u>143,407</u>
	<i>Justice of the Peace #4</i>		

**SAN PATRICIO COUNTY, TEXAS
GENERAL FUND
BUDGET 2013**

	2011 <u>ACTUAL</u>	2012 <u>ESTIMATE</u>	2013 <u>BUDGET</u>
475	<i>Justice of the Peace #5</i>		
101	\$ 46,013	\$ 46,013	\$ 46,013
110	65,083	63,905	66,456
185	780	780	780
190	1,461	1,497	1,496
195	4,439	1,126	2,000
210	19,457	21,335	25,600
220	8,390	7,374	8,931
230	10,847	11,013	11,944
250	372	372	512
260	137	358	600
	<u>156,979</u>	<u>153,773</u>	<u>164,332</u>
	<i>Personal Services</i>		
312	560	1,040	800
321	0	50	100
330	0	0	0
332	0	0	0
434	2,059	1,541	1,500
520	1,144	803	1,400
530	2,530	3,399	2,000
538	1,282	1,650	3,000
580	7,293	7,991	9,000
	<u>14,868</u>	<u>16,474</u>	<u>17,800</u>
	<i>Other Services and Charges</i>		
610	2,030	2,854	3,000
650	0	500	1,000
	<u>2,030</u>	<u>3,354</u>	<u>4,000</u>
	<i>Supplies</i>		
740	0	0	0
	<u>0</u>	<u>0</u>	<u>0</u>
	<i>Capital Outlay</i>		
	<u>173,877</u>	<u>173,601</u>	<u>186,132</u>
	<i>Justice of the Peace #5</i>		

**SAN PATRICIO COUNTY, TEXAS
GENERAL FUND
BUDGET 2013**

	2011 <u>ACTUAL</u>	2012 <u>ESTIMATE</u>	2013 <u>BUDGET</u>
476	<i>Justice of the Peace #6</i>		
101	\$ 46,013	\$ 46,013	\$ 46,013
110	35,271	37,780	39,180
115	0	0	0
185	780	780	780
190	443	516	646
195	389	255	400
210	13,429	16,001	19,200
220	6,341	5,986	6,656
230	7,634	8,274	8,902
250	173	202	295
260	96	250	449
	<u>110,569</u>	<u>116,057</u>	<u>122,521</u>
	<i>Personal Services</i>		
312	260	320	500
321	200	200	400
332	0	0	0
410	0	0	0
434	453	542	800
441	0	0	0
520	788	759	912
530	2,124	2,663	2,400
538	880	1,350	1,245
580	3,491	2,525	3,500
	<u>8,196</u>	<u>8,359</u>	<u>9,757</u>
	<i>Other Services and Charges</i>		
610	3,038	2,164	3,000
650	0	1,427	1,600
	<u>3,038</u>	<u>3,591</u>	<u>4,600</u>
	<i>Supplies</i>		
740	0	0	0
	<u>0</u>	<u>0</u>	<u>0</u>
	<i>Capital Outlay</i>		
	<u>121,803</u>	<u>128,007</u>	<u>136,878</u>
	<i>Justice of the Peace #6</i>		

**SAN PATRICIO COUNTY, TEXAS
GENERAL FUND
BUDGET 2013**

	2011 <u>ACTUAL</u>	2012 <u>ESTIMATE</u>	2013 <u>BUDGET</u>
478	<i>Justice of the Peace #8</i>		
101	\$ 46,013	\$ 46,013	\$ 46,013
110	25,352	25,352	26,052
185	780	780	780
190	425	489	569
210	5,627	5,348	12,800
220	5,504	5,013	5,616
230	6,684	7,038	7,510
250	128	135	196
260	82	212	378
	<u>90,595</u>	<u>90,380</u>	<u>99,914</u>
	<i>Personal Services</i>		
312	200	400	800
321	80	50	100
332	0	200	400
410	2,179	0	0
434	45	48	100
441	9,079	9,600	9,600
520	627	561	650
530	2,051	2,218	2,000
538	372	540	500
580	2,694	1,139	3,000
598	0	50	100
	<u>17,327</u>	<u>14,806</u>	<u>17,250</u>
	<i>Other Services and Charges</i>		
610	1,325	1,507	1,500
650	0	0	0
	<u>1,325</u>	<u>1,507</u>	<u>1,500</u>
	<i>Supplies</i>		
740	0	0	0
	<u>0</u>	<u>0</u>	<u>0</u>
	<i>Capital Outlay</i>		
	<u>109,247</u>	<u>106,693</u>	<u>118,664</u>
	<i>Justice of the Peace #8</i>		
490	<i>Appeals Court Judges</i>		
352	8,736	5,000	5,000
520	6	6	7
	<u>8,742</u>	<u>5,006</u>	<u>5,007</u>
	<i>Other Services and Charges</i>		
	<u>8,742</u>	<u>5,006</u>	<u>5,007</u>
	<i>Appeals Court Judges</i>		
	<u>8,742</u>	<u>5,006</u>	<u>5,007</u>
	<i>JUDICIAL</i>		
	<u>2,018,730</u>	<u>1,986,871</u>	<u>2,287,988</u>

**SAN PATRICIO COUNTY, TEXAS
GENERAL FUND
BUDGET 2013**

	2011 <u>ACTUAL</u>	2012 <u>ESTIMATE</u>	2013 <u>BUDGET</u>
500			
County Attorney			
101 Elected Officials	\$ 103,497	\$ 103,497	\$ 103,497
110 Regular Employees	289,573	296,133	305,066
115 Temporary Employees	6,746	0	0
185 Phone Allowance	2,700	2,700	2,700
190 Longevity Pay	12,894	6,362	12,574
195 Overtime	9,365	8,624	5,500
210 Group Insurance	36,983	41,727	51,200
220 Social Security Taxes	30,584	29,982	32,845
230 Retirement Contributions	38,553	40,069	43,923
250 Unemployment Insurance	1,579	1,625	2,401
260 Workers' Compensation Ins	290	147	301
<i>Personal Services</i>	<u>532,764</u>	<u>530,866</u>	<u>560,007</u>
312 Conference and Assoc Dues	5,269	5,050	5,300
330 Pre-Employment Physicals	61	31	150
434 Equipment Repairs/Maint	675	1,338	2,000
520 Insurance/Bond Premiums	2,567	2,300	2,500
530 Telephone	2,488	2,588	3,000
538 Postage	2,942	3,652	4,000
540 Public Notices	1,009	785	1,500
580 Travel	6,600	6,630	8,000
598 Misc Services & Charges	235	89	400
<i>Other Services and Charges</i>	<u>21,846</u>	<u>22,463</u>	<u>26,850</u>
610 General Supplies	9,463	8,290	12,000
641 Books, Subscriptions	2,119	395	2,000
650 NCO Furniture/Equipment	1,240	1,000	2,000
<i>Supplies</i>	<u>12,822</u>	<u>9,685</u>	<u>16,000</u>
740 Machinery and Equipment	0	0	0
<i>Capital Outlay</i>	<u>0</u>	<u>0</u>	<u>0</u>
County Attorney	<u>567,432</u>	<u>563,014</u>	<u>602,857</u>
505			
Litigation			
321 Court Costs	0	0	50
332 Attorney Fees	36,757	95,360	51,200
336 Engineering/Architectural	0	0	0
341 Other Professional Services	6,717	5,351	10,000
520 Insurance/Bond Premiums	148	118	150
580 Travel	0	0	0
598 Misc Services & Charges	377,968	27,500	45,000
<i>Other Services and Charges</i>	<u>421,590</u>	<u>128,329</u>	<u>106,400</u>
Litigation	<u>421,590</u>	<u>128,329</u>	<u>106,400</u>
LEGAL	<u>989,022</u>	<u>691,343</u>	<u>709,257</u>

**SAN PATRICIO COUNTY, TEXAS
GENERAL FUND
BUDGET 2013**

	2011 <u>ACTUAL</u>	2012 <u>ESTIMATE</u>	2013 <u>BUDGET</u>
520	<i>Elections Administration</i>		
110	\$ 117,870	\$ 117,045	\$ 127,800
115	10,872	25,558	40,000
185	780	780	780
190	466	600	942
195	2,816	2,488	10,000
210	21,886	23,441	26,880
220	9,954	12,076	13,732
230	11,144	11,491	18,365
250	656	770	1,329
260	195	553	922
	<u>176,639</u>	<u>194,802</u>	<u>240,750</u>
	<i>Personal Services</i>		
312	1,165	1,500	3,000
330	0	31	400
434	32,513	37,360	45,000
441	6,440	10,047	8,000
442	0	0	0
520	1,728	955	1,800
530	1,345	1,457	3,000
538	12,895	4,443	8,500
540	3,433	7,000	8,000
580	4,098	1,500	4,000
598	500	3,000	1,000
	<u>64,117</u>	<u>67,293</u>	<u>82,700</u>
	<i>Other Services and Charges</i>		
610	13,765	25,616	34,000
650	2,734	0	5,000
	<u>16,499</u>	<u>25,616</u>	<u>39,000</u>
	<i>Supplies</i>		
740	0	0	20,000
	<u>0</u>	<u>0</u>	<u>20,000</u>
	<i>Supplies</i>		
	<u>257,255</u>	<u>287,711</u>	<u>382,450</u>
	<i>Elections Administration</i>		
	<u>257,255</u>	<u>287,711</u>	<u>382,450</u>
	<i>ELECTIONS</i>		

**SAN PATRICIO COUNTY, TEXAS
GENERAL FUND
BUDGET 2013**

	2011 <u>ACTUAL</u>	2012 <u>ESTIMATE</u>	2013 <u>BUDGET</u>
540 County Auditor			
102 Appointed Officials	\$ 93,888	\$ 93,888	\$ 98,784
110 Regular Employees	367,822	360,801	456,707
115 Temporary Employees	11,366	10,901	12,897
185 Phone Allowance	780	780	780
190 Longevity Pay	4,309	4,368	5,532
195 Overtime	5,774	6,463	800
210 Group Insurance	52,309	54,637	76,800
220 Social Security Taxes	34,433	33,807	44,025
230 Retirement Contributions	43,524	45,130	57,553
250 Unemployment Insurance	2,449	2,509	4,258
260 Workers' Compensation Ins	632	1,652	2,958
<i>Personal Services</i>	<u>617,286</u>	<u>614,936</u>	<u>761,094</u>
312 Conference and Assoc Dues	3,700	6,210	5,000
330 Pre-Employment Physicals	0	0	200
341 Other Professional Services	0	500	1,000
432 Vehicle Repairs/Maint	878	851	1,500
434 Equipment Repairs/Maint	739	1,348	2,600
520 Insurance/Bond Premiums	3,354	2,491	3,500
530 Telephone	4,517	5,617	5,200
538 Postage	1,057	544	1,300
540 Public Notices	0	250	500
580 Travel	8,003	4,137	7,200
598 Misc Services & Charges	0	0	100
<i>Other Services and Charges</i>	<u>22,248</u>	<u>21,948</u>	<u>28,100</u>
610 General Supplies	1,713	1,256	3,900
626 Fuel, Oil, Lubricants	445	737	500
627 Automotive Supplies	28	500	1,000
641 Books, Subscriptions	152	320	400
650 NCO Furniture/Equipment	0	2,500	5,000
<i>Supplies</i>	<u>2,338</u>	<u>5,313</u>	<u>10,800</u>
740 Machinery and Equipment	0	0	0
<i>Capital Outlay</i>	<u>0</u>	<u>0</u>	<u>0</u>
County Auditor	<u>641,872</u>	<u>642,197</u>	<u>799,994</u>

**SAN PATRICIO COUNTY, TEXAS
GENERAL FUND
BUDGET 2013**

	2011 <u>ACTUAL</u>	2012 <u>ESTIMATE</u>	2013 <u>BUDGET</u>
542	County Treasurer		
101	\$ 59,594	\$ 59,594	\$ 59,594
110	81,256	81,240	83,340
115	0	0	0
185	780	780	780
190	1,646	1,728	2,581
195	2,773	1,399	3,500
210	22,731	24,378	25,600
220	10,429	10,231	11,459
230	13,451	14,025	15,325
250	428	438	659
260	163	464	771
	<u>193,251</u>	<u>194,277</u>	<u>203,609</u>
	<i>Personal Services</i>		
312	985	2,050	1,500
330	0	0	100
434	22	262	500
520	1,041	901	1,000
530	802	572	1,500
538	3,815	4,651	4,500
580	5,576	7,293	7,500
598	1,647	1,138	1,500
	<u>13,888</u>	<u>16,867</u>	<u>18,100</u>
	<i>Other Services and Charges</i>		
610	3,810	2,005	5,000
650	0	500	1,000
	<u>3,810</u>	<u>2,505</u>	<u>6,000</u>
	<i>Supplies</i>		
740	0	0	0
	<u>0</u>	<u>0</u>	<u>0</u>
	<i>Capital Outlay</i>		
	<u>210,949</u>	<u>213,649</u>	<u>227,709</u>
	County Treasurer		

**SAN PATRICIO COUNTY, TEXAS
GENERAL FUND
BUDGET 2013**

	2011 <u>ACTUAL</u>	2012 <u>ESTIMATE</u>	2013 <u>BUDGET</u>
544 Tax Assessor-Collector			
101 Elected Officials	\$ 59,594	\$ 59,594	\$ 59,594
110 Regular Employees	182,935	187,985	175,347
115 Temporary Employees	7,450	1,024	7,589
185 Phone Allowance	780	780	780
190 Longevity Pay	1,115	939	906
195 Overtime	3,993	7,881	5,000
210 Group Insurance	35,537	50,097	44,800
220 Social Security Taxes	19,558	20,005	19,066
230 Retirement Contributions	22,973	24,648	25,496
250 Unemployment Insurance	924	1,048	1,395
260 Workers' Compensation Ins	287	750	1,281
<i>Personal Services</i>	<u>335,146</u>	<u>354,751</u>	<u>341,254</u>
312 Conference and Assoc Dues	760	360	1,500
330 Pre-Employment Physicals	733	244	500
341 Other Professional Services	37,647	22,586	35,000
434 Equipment Repairs/Maint	1,805	2,005	3,500
520 Insurance/Bond Premiums	1,746	1,953	1,800
530 Telephone	3,947	4,113	6,500
538 Postage	19,792	22,344	25,000
580 Travel	3,883	3,891	5,000
598 Misc Services & Charges	327	1,117	0
<i>Other Services and Charges</i>	<u>70,640</u>	<u>58,613</u>	<u>78,800</u>
610 General Supplies	6,922	16,928	15,000
650 NCO Furniture/Equipment	3,456	0	0
<i>Supplies</i>	<u>10,378</u>	<u>16,928</u>	<u>15,000</u>
740 Machinery and Equipment	0	0	0
<i>Capital Outlay</i>	<u>0</u>	<u>0</u>	<u>0</u>
Tax Assessor-Collector	<u>416,164</u>	<u>430,292</u>	<u>435,054</u>

**SAN PATRICIO COUNTY, TEXAS
GENERAL FUND
BUDGET 2013**

	2011 <u>ACTUAL</u>	2012 <u>ESTIMATE</u>	2013 <u>BUDGET</u>
546	<i>Auto Registration</i>		
110	\$ 191,698	\$ 168,181	\$ 214,538
115	3,660	9,938	0
190	1,671	1,488	1,785
195	760	1,430	1,000
210	48,853	42,774	64,000
220	14,665	13,229	16,627
230	17,878	16,734	22,233
250	1,027	978	1,607
260	250	643	1,117
	<u>280,462</u>	<u>255,395</u>	<u>322,907</u>
	<i>Personal Services</i>		
312	0	0	250
330	31	244	184
434	158	174	300
442	5,724	4,064	7,500
520	1,859	1,511	1,950
530	8,311	8,679	9,800
538	6,901	9,271	9,500
580	345	502	800
598	0	0	0
	<u>23,329</u>	<u>24,445</u>	<u>30,284</u>
	<i>Other Services and Charges</i>		
610	2,511	1,449	2,500
650	0	0	0
	<u>2,511</u>	<u>1,449</u>	<u>2,500</u>
	<i>Supplies</i>		
740	0	0	0
	<u>0</u>	<u>0</u>	<u>0</u>
	<i>Capital Outlay</i>		
	<u>306,302</u>	<u>281,289</u>	<u>355,691</u>
	<i>Auto Registration</i>		
548	<i>Central Appraisal District</i>		
326	354,812	380,248	380,000
	<u>354,812</u>	<u>380,248</u>	<u>380,000</u>
	<i>Other Services and Charges</i>		
	<u>354,812</u>	<u>380,248</u>	<u>380,000</u>
	<i>Central Appraisal District</i>		
	<u>1,930,099</u>	<u>1,947,675</u>	<u>2,198,448</u>
	<i>FINANCIAL ADMINISTRATION</i>		

**SAN PATRICIO COUNTY, TEXAS
GENERAL FUND
BUDGET 2013**

	2011 <u>ACTUAL</u>	2012 <u>ESTIMATE</u>	2013 <u>BUDGET</u>
580	<i>Buildings & Yards - Admin</i>		
110	\$ 111,181	\$ 111,181	\$ 113,281
115	0	0	0
185	1,800	1,800	1,800
190	643	720	860
195	1,433	860	2,000
210	16,277	17,456	19,200
220	8,877	8,839	9,023
230	10,688	11,197	12,066
250	578	662	872
260	2,390	2,445	3,925
	<u>153,867</u>	<u>155,160</u>	<u>163,027</u>
	<i>Personal Services</i>		
312	0	0	0
432	545	524	1,000
434	340	1,750	5,000
520	3,870	2,649	4,000
530	421	346	800
540	0	75	300
580	0	0	0
598	1,812	1,277	2,000
	<u>6,988</u>	<u>6,621</u>	<u>13,100</u>
	<i>Other Services and Charges</i>		
602	150	459	200
604	188	134	200
610	964	1,718	1,000
626	7,077	7,337	8,000
627	353	228	500
650	0	1,000	2,000
698	0	146	0
	<u>8,732</u>	<u>11,022</u>	<u>11,900</u>
	<i>Supplies</i>		
740	0	0	0
	<u>0</u>	<u>0</u>	<u>0</u>
	<i>Capital Outlay</i>		
	<u>169,587</u>	<u>172,803</u>	<u>188,027</u>
	<i>Buildings & Yards - Admin</i>		

**SAN PATRICIO COUNTY, TEXAS
GENERAL FUND
BUDGET 2013**

	2011 <u>ACTUAL</u>	2012 <u>ESTIMATE</u>	2013 <u>BUDGET</u>
582			
<i>Courthouse</i>			
110	\$ 134,267	\$ 137,883	\$ 153,979
115	0	0	0
185	475	600	600
190	1,447	1,670	2,262
195	894	820	2,000
210	31,044	34,430	38,400
220	10,244	10,264	12,151
230	12,638	13,583	16,250
250	723	715	1,176
260	3,087	2,791	5,285
	<u>194,819</u>	<u>202,756</u>	<u>232,103</u>
330	61	0	150
336	0	0	59,000
410	127,722	116,373	110,000
421	0	0	0
423	0	0	0
424	1,071	636	0
430	80,504	10,726	20,000
434	14,191	12,420	45,000
442	0	0	0
450	0	0	590,000
520	81,417	78,678	76,000
530	618	919	800
538	0	0	0
540	0	250	0
598	8,111	2,592	3,000
	<u>313,695</u>	<u>222,594</u>	<u>903,950</u>
602	1,380	1,603	3,000
604	1,237	2,589	3,000
610	16,496	13,629	19,000
626	1,481	2,191	2,800
627	320	250	500
650	0	1,000	0
698	0	378	2,000
	<u>20,914</u>	<u>21,640</u>	<u>30,300</u>
740	0	0	0
	<u>0</u>	<u>0</u>	<u>0</u>
	529,428	446,990	1,166,353

**SAN PATRICIO COUNTY, TEXAS
GENERAL FUND
BUDGET 2013**

	2011 <u>ACTUAL</u>	2012 <u>ESTIMATE</u>	2013 <u>BUDGET</u>
584	<i>Plymouth Courthouse Annex</i>		
110	\$ 39,531	\$ 27,656	\$ 28,356
190	414	374	423
195	791	700	500
210	8,570	5,819	6,400
220	3,116	2,198	2,240
230	3,752	2,783	2,995
250	224	226	217
260	833	448	975
	<u>57,231</u>	<u>40,204</u>	<u>42,106</u>
336	0	500	0
410	49,423	40,207	45,000
424	106	75	0
430	8,795	5,143	15,000
434	2,351	7,850	15,000
450	0	7,500	90,000
520	13,799	13,638	13,000
530	332	469	500
598	2,214	1,480	2,500
	<u>77,020</u>	<u>76,862</u>	<u>181,000</u>
602	301	832	1,500
604	584	586	1,500
610	4,914	4,881	6,500
626	0	150	300
650	0	500	0
698	0	507	150
	<u>5,799</u>	<u>7,456</u>	<u>9,950</u>
740	0	0	0
	<u>0</u>	<u>0</u>	<u>0</u>
	<u>140,050</u>	<u>124,522</u>	<u>233,056</u>

**SAN PATRICIO COUNTY, TEXAS
GENERAL FUND
BUDGET 2013**

	2011 <u>ACTUAL</u>	2012 <u>ESTIMATE</u>	2013 <u>BUDGET</u>
586 Law Enforcement Center			
110 Regular Employees	\$ 47,307	\$ 48,542	\$ 49,942
185 Phone Allowance	600	600	600
190 Longevity Pay	206	295	488
195 Overtime	1,405	1,430	2,000
210 Group Insurance	5,238	5,850	12,800
220 Social Security Taxes	3,798	3,273	4,057
230 Retirement Contributions	4,573	4,942	5,425
250 Unemployment Insurance	247	187	393
260 Workers' Compensation Ins	1,190	1,202	1,765
<i>Personal Services</i>	<u>64,564</u>	<u>66,321</u>	<u>77,470</u>
330 Pre-Employment Physicals	0	0	150
410 Utilities	281,259	251,362	290,000
424 Grounds Maintenance	0	0	0
430 Building Repairs/Maint	10,405	7,811	15,000
432 Vehicle Repairs/Maint	0	257	500
434 Equipment Repairs/Maint	20,030	43,943	45,000
450 Construction Services	0	17,500	35,000
520 Insurance/Bond Premiums	73,986	71,627	69,000
598 Misc Services & Charges	4,208	5,022	4,000
<i>Other Services and Charges</i>	<u>389,888</u>	<u>397,522</u>	<u>458,650</u>
602 Repair Materials	1,617	1,527	2,000
604 Repair Parts	5,935	10,490	6,000
610 General Supplies	5,010	6,212	5,500
626 Fuel, Oil, Lubricants	238	250	500
650 NCO Furniture/Equipment	0	1,000	0
698 Other Supplies	0	82	150
<i>Supplies</i>	<u>12,800</u>	<u>19,561</u>	<u>14,150</u>
Law Enforcement Center	<u>467,252</u>	<u>483,404</u>	<u>550,270</u>
588 Aransas Pass Sub-Station			
110 Regular Employees	\$ 4,293	\$ 4,272	\$ 4,888
190 Longevity Pay	20	36	55
195 Overtime	0	0	0
220 Social Security Taxes	330	958	378
230 Retirement Contributions	397	418	506
250 Unemployment Insurance	43	45	37
260 Workers' Compensation Ins	96	98	164
<i>Personal Services</i>	<u>5,179</u>	<u>5,827</u>	<u>6,028</u>
410 Utilities	13,466	11,131	13,500
423 Janitorial Service	0	0	0
441 Building/Office Rental	21,725	23,700	23,700
520 Insurance/Bond Premiums	472	466	475
598 Misc Services & Charges	293	538	300
<i>Other Services and Charges</i>	<u>35,956</u>	<u>35,835</u>	<u>37,975</u>
602 Repair Materials	0	75	150
604 Repair Parts	0	79	150
610 General Supplies	735	614	1,000
<i>Supplies</i>	<u>735</u>	<u>768</u>	<u>1,300</u>
Aransas Pass Sub-Station	<u>41,870</u>	<u>42,430</u>	<u>45,303</u>

**SAN PATRICIO COUNTY, TEXAS
GENERAL FUND
BUDGET 2013**

	2011 <u>ACTUAL</u>	2012 <u>ESTIMATE</u>	2013 <u>BUDGET</u>
590	<i>Mathis Annex</i>		
110	\$ 10,323	\$ 9,466	\$ 9,684
115	0	0	0
190	119	126	155
220	799	792	753
230	962	1,004	1,007
250	52	54	73
260	192	196	327
	<u>12,447</u>	<u>11,638</u>	<u>11,999</u>
410	19,765	18,503	20,000
423	0	0	0
424	0	75	0
430	0	1,500	3,000
434	0	2,000	3,500
520	3,351	3,251	3,150
598	215	410	800
	<u>23,331</u>	<u>25,739</u>	<u>30,450</u>
602	47	179	300
604	162	607	250
610	1,999	1,598	2,000
650	0	0	0
	<u>2,208</u>	<u>2,384</u>	<u>2,550</u>
740	0	0	0
	<u>0</u>	<u>0</u>	<u>0</u>
	<i>Mathis Annex</i>	<i>Mathis Annex</i>	<i>Mathis Annex</i>
	<u>37,986</u>	<u>39,761</u>	<u>44,999</u>
592	<i>Portland Annex</i>		
110	0	0	10,302
115	3,341	2,604	0
190	0	0	108
195	0	0	0
210	0	0	0
220	256	213	796
230	0	0	1,065
250	17	16	77
260	203	207	346
	<u>3,817</u>	<u>3,040</u>	<u>12,694</u>
410	8,213	8,282	8,250
430	0	1,500	3,000
434	0	500	1,000
520	2,797	2,674	2,800
598	753	1,696	1,000
	<u>11,763</u>	<u>14,652</u>	<u>16,050</u>
602	8	100	200
604	0	150	300
610	1,349	1,202	1,500
	<u>1,357</u>	<u>1,452</u>	<u>2,000</u>
	<i>Portland Annex</i>	<i>Portland Annex</i>	<i>Portland Annex</i>
	<u>16,937</u>	<u>19,144</u>	<u>30,744</u>

**SAN PATRICIO COUNTY, TEXAS
GENERAL FUND
BUDGET 2013**

	2011 <u>ACTUAL</u>	2012 <u>ESTIMATE</u>	2013 <u>BUDGET</u>
594	<i>Ingleside Health Clinic</i>		
110	\$ 4,295	\$ 4,318	\$ 4,888
190	0	0	55
195	0	0	0
220	329	327	378
230	396	414	506
250	0	0	37
260	96	98	164
	<u>5,116</u>	<u>5,157</u>	<u>6,028</u>
410	8,276	6,369	9,000
423	0	0	0
430	0	1,000	2,000
434	0	300	1,000
520	2,086	1,980	2,000
598	658	908	1,000
	<u>11,020</u>	<u>10,557</u>	<u>15,000</u>
602	138	203	250
604	22	125	250
610	603	1,154	1,000
	<u>763</u>	<u>1,482</u>	<u>1,500</u>
	<i>Ingleside Health Clinic</i>	<i>Ingleside Health Clinic</i>	<i>Ingleside Health Clinic</i>
	<u>16,899</u>	<u>17,196</u>	<u>22,528</u>
596	<i>Harville Rd. Annex</i>		
410	410	250	500
430	1,149	500	2,000
434	0	500	1,000
520	1,294	1,255	1,200
598	21,085	2,810	800
	<u>23,938</u>	<u>5,315</u>	<u>5,500</u>
602	30	125	250
604	36	125	250
610	220	257	500
	<u>286</u>	<u>507</u>	<u>1,000</u>
	<i>Harville Rd. Annex</i>	<i>Harville Rd. Annex</i>	<i>Harville Rd. Annex</i>
	<u>24,224</u>	<u>5,822</u>	<u>6,500</u>
598	<i>Restitution Center</i>		
520	11,752	11,413	11,000
	<u>11,752</u>	<u>11,413</u>	<u>11,000</u>
	<i>Restitution Center</i>	<i>Restitution Center</i>	<i>Restitution Center</i>
	<u>11,752</u>	<u>11,413</u>	<u>11,000</u>

**SAN PATRICIO COUNTY, TEXAS
GENERAL FUND
BUDGET 2013**

	2011 <u>ACTUAL</u>	2012 <u>ESTIMATE</u>	2013 <u>BUDGET</u>
600	<i>Market St. Annex</i>		
110	\$ 0	\$ 0	0
190	0	0	0
220	0	0	0
230	0	0	0
250	0	0	0
260	0	0	0
	<u>0</u>	<u>0</u>	<u>0</u>
410	18,915	18,784	19,000
430	1,171	1,500	3,500
434	168	2,000	2,500
450	0	0	0
520	4,996	7,190	5,000
598	1,682	1,947	1,800
	<u>26,932</u>	<u>31,421</u>	<u>31,800</u>
602	56	100	200
604	98	125	250
610	1,385	1,435	2,000
	<u>1,539</u>	<u>1,660</u>	<u>2,450</u>
	<u>28,471</u>	<u>33,081</u>	<u>34,250</u>
602	<i>Vineyard St. Annex</i>		
110	0	0	0
190	0	0	0
195	2,508	0	4,000
210	441	0	1,024
220	186	0	306
230	231	0	409
250	0	0	30
260	100	83	133
	<u>3,466</u>	<u>83</u>	<u>5,902</u>
410	14,309	12,961	14,500
423	0	0	0
430	0	1,500	3,000
434	0	750	1,500
520	4,766	4,643	4,800
598	955	1,208	1,450
	<u>20,030</u>	<u>21,062</u>	<u>25,250</u>
602	100	141	250
604	387	110	300
610	275	548	1,000
	<u>762</u>	<u>799</u>	<u>1,550</u>
	<u>24,258</u>	<u>21,944</u>	<u>32,702</u>
	<u>1,508,714</u>	<u>1,418,510</u>	<u>2,365,732</u>

**SAN PATRICIO COUNTY, TEXAS
GENERAL FUND
BUDGET 2013**

	2011 <u>ACTUAL</u>	2012 <u>ESTIMATE</u>	2013 <u>BUDGET</u>
650	<i>Fire and Ambulance Service</i>		
511	\$ 237,000	\$ 237,000	\$ 237,000
512	185,975	174,234	184,000
520	587	466	600
	<u>423,562</u>	<u>411,700</u>	<u>421,600</u>
610	0	0	0
	<u>0</u>	<u>0</u>	<u>0</u>
740	0	0	0
	<u>0</u>	<u>0</u>	<u>0</u>
	<i>Fire and Ambulance Service</i>	<i>Fire and Ambulance Service</i>	<i>Fire and Ambulance Service</i>
	<u>423,562</u>	<u>411,700</u>	<u>421,600</u>
651	<i>Constable Pct. #1</i>		
101	37,687	37,687	37,687
110	0	0	0
185	780	780	780
190	648	684	720
195	0	0	0
210	492	20	6,400
220	2,992	2,995	2,998
230	3,602	3,794	4,009
250	0	0	0
260	588	682	976
290	0	0	0
	<u>46,789</u>	<u>46,642</u>	<u>53,570</u>
312	0	50	100
432	1,222	757	1,500
434	349	529	1,000
442	720	200	400
520	1,343	1,163	1,400
530	200	233	1,000
538	12	152	300
580	0	250	500
598	0	250	500
	<u>3,846</u>	<u>3,584</u>	<u>6,700</u>
610	152	500	1,000
626	1,582	2,014	1,100
650	0	1,500	3,000
	<u>1,734</u>	<u>4,014</u>	<u>5,100</u>
740	0	0	0
	<u>0</u>	<u>0</u>	<u>0</u>
	<i>Constable Pct. #1</i>	<i>Constable Pct. #1</i>	<i>Constable Pct. #1</i>
	<u>52,369</u>	<u>54,240</u>	<u>65,370</u>

**SAN PATRICIO COUNTY, TEXAS
GENERAL FUND
BUDGET 2013**

	2011 <u>ACTUAL</u>	2012 <u>ESTIMATE</u>	2013 <u>BUDGET</u>
652 Constable Pct. #2			
101 Elected Officials	\$ 37,335	\$ 37,335	\$ 37,335
185 Phone Allowance	780	780	780
190 Longevity Pay	144	180	216
210 Group Insurance	5,940	6,370	6,400
220 Social Security Taxes	2,927	2,930	2,932
230 Retirement Contributions	3,524	3,711	3,921
260 Workers' Compensation Ins	576	673	955
290 Other Employee Benefits	0	0	0
<i>Personal Services</i>	<u>51,226</u>	<u>51,979</u>	<u>52,539</u>
312 Conference and Assoc Dues	0	50	100
432 Vehicle Repairs/Maint	1,957	500	1,000
434 Equipment Repairs/Maint	270	250	500
442 Vehicle/Equipment Rental	180	200	400
520 Insurance/Bond Premiums	1,190	737	1,200
530 Telephone	0	100	200
538 Postage	0	50	100
580 Travel	483	270	540
598 Misc Services & Charges	0	100	200
<i>Other Services and Charges</i>	<u>4,080</u>	<u>2,257</u>	<u>4,240</u>
610 General Supplies	98	584	1,000
626 Fuel, Oil, Lubricants	0	400	800
627 Automotive Supplies	0	500	1,000
650 NCO Furniture/Equipment	0	0	0
<i>Supplies</i>	<u>98</u>	<u>1,484</u>	<u>2,800</u>
740 Machinery and Equipment	0	0	0
<i>Capital Outlay</i>	<u>0</u>	<u>0</u>	<u>0</u>
Constable Pct. #2	<u>55,404</u>	<u>55,720</u>	<u>59,579</u>

**SAN PATRICIO COUNTY, TEXAS
GENERAL FUND
BUDGET 2013**

	2011 <u>ACTUAL</u>	2012 <u>ESTIMATE</u>	2013 <u>BUDGET</u>
654 Constable Pct. #4			
101 Elected Officials	\$ 37,335	\$ 37,335	\$ 37,335
110 Regular Employees	19,778	0	0
185 Phone Allowance	780	780	780
190 Longevity Pay	276	151	204
210 Group Insurance	10,136	5,819	6,400
220 Social Security Taxes	4,450	2,927	2,931
230 Retirement Contributions	5,357	3,708	3,920
250 Unemployment Insurance	99	74	0
260 Workers' Compensation Ins	598	595	955
290 Other Employee Benefits	0	0	0
<i>Personal Services</i>	<u>78,809</u>	<u>51,389</u>	<u>52,525</u>
312 Conference and Assoc Dues	60	120	200
432 Vehicle Repairs/Maint	787	538	1,500
434 Equipment Repairs/Maint	363	312	600
442 Vehicle/Equipment Rental	90	295	500
520 Insurance/Bond Premiums	1,247	742	1,262
530 Telephone	1,811	2,812	2,000
538 Postage	486	250	500
580 Travel	0	250	500
598 Misc Services & Charges	1,877	647	2,000
<i>Other Services and Charges</i>	<u>6,721</u>	<u>5,966</u>	<u>9,062</u>
610 General Supplies	667	350	700
626 Fuel, Oil, Lubricants	216	1,026	2,500
627 Automotive Supplies	0	250	500
650 NCO Furniture/Equipment	0	1,000	1,000
<i>Supplies</i>	<u>883</u>	<u>2,626</u>	<u>4,700</u>
740 Machinery and Equipment	0	0	0
<i>Capital Outlay</i>	<u>0</u>	<u>0</u>	<u>0</u>
Constable Pct. #4	<u>86,413</u>	<u>59,981</u>	<u>66,287</u>

**SAN PATRICIO COUNTY, TEXAS
GENERAL FUND
BUDGET 2013**

	2011 <u>ACTUAL</u>	2012 <u>ESTIMATE</u>	2013 <u>BUDGET</u>
655 Constable Pct. #5			
101 Elected Officials	\$ 33,941	\$ 33,941	\$ 33,941
110 Regular Employees	0	0	0
185 Phone Allowance	780	780	780
190 Longevity Pay	565	588	518
210 Group Insurance	5,940	6,370	6,400
220 Social Security Taxes	2,103	2,076	2,696
230 Retirement Contributions	3,250	3,421	3,605
250 Unemployment Insurance	0	0	0
260 Workers' Compensation Ins	529	547	878
290 Other Employee Benefits	0	0	0
<i>Personal Services</i>	<u>47,108</u>	<u>47,723</u>	<u>48,818</u>
312 Conference and Assoc Dues	60	120	100
432 Vehicle Repairs/Maint	2,371	583	1,200
434 Equipment Repairs/Maint	696	645	1,200
442 Vehicle/Equipment Rental	270	145	200
520 Insurance/Bond Premiums	950	736	1,000
530 Telephone	2,024	2,942	2,400
538 Postage	59	270	100
580 Travel	330	500	500
598 Misc Services & Charges	206	185	500
<i>Other Services and Charges</i>	<u>6,966</u>	<u>6,126</u>	<u>7,200</u>
610 General Supplies	442	493	700
626 Fuel, Oil, Lubricants	1,498	1,879	2,000
627 Automotive Supplies	540	509	1,000
650 NCO Furniture/Equipment	88	0	0
<i>Supplies</i>	<u>2,568</u>	<u>2,881</u>	<u>3,700</u>
740 Machinery and Equipment	0	0	0
<i>Capital Outlay</i>	<u>0</u>	<u>0</u>	<u>0</u>
Constable Pct. #5	<u>56,642</u>	<u>56,730</u>	<u>59,718</u>

**SAN PATRICIO COUNTY, TEXAS
GENERAL FUND
BUDGET 2013**

	2011 <u>ACTUAL</u>	2012 <u>ESTIMATE</u>	2013 <u>BUDGET</u>
656 Constable Pct. #6			
101 Elected Officials	\$ 37,335	\$ 37,335	\$ 37,335
185 Phone Allowance	780	780	780
190 Longevity Pay	177	209	249
210 Group Insurance	5,426	5,819	6,400
220 Social Security Taxes	2,753	2,831	2,935
230 Retirement Contributions	3,527	3,714	3,925
260 Workers' Compensation Ins	576	596	956
290 Other Employee Benefits	0	0	0
<i>Personal Services</i>	<u>50,574</u>	<u>51,284</u>	<u>52,580</u>
312 Conference and Assoc Dues	100	50	100
432 Vehicle Repairs/Maint	387	619	1,550
434 Equipment Repairs/Maint	0	250	500
442 Vehicle/Equipment Rental	360	195	360
520 Insurance/Bond Premiums	905	741	1,000
530 Telephone	1,173	1,794	1,350
538 Postage	0	100	200
580 Travel	0	500	1,000
598 Misc Services & Charges	0	250	500
<i>Other Services and Charges</i>	<u>2,925</u>	<u>4,499</u>	<u>6,560</u>
610 General Supplies	354	674	1,500
626 Fuel, Oil, Lubricants	3,392	3,153	3,800
627 Automotive Supplies	0	250	500
650 NCO Furniture/Equipment	0	0	0
<i>Supplies</i>	<u>3,746</u>	<u>4,077</u>	<u>5,800</u>
740 Machinery and Equipment	0	0	0
<i>Capital Outlay</i>	<u>0</u>	<u>0</u>	<u>0</u>
Constable Pct. #6	<u>57,245</u>	<u>59,860</u>	<u>64,940</u>

**SAN PATRICIO COUNTY, TEXAS
GENERAL FUND
BUDGET 2013**

	2011 <u>ACTUAL</u>	2012 <u>ESTIMATE</u>	2013 <u>BUDGET</u>
658 <i>Constable Pct. #8</i>			
101 Elected Officials	\$ 37,335	\$ 37,335	\$ 37,335
110 Regular Employees	0	0	0
185 Phone Allowance	780	780	780
190 Longevity Pay	648	684	720
210 Group Insurance	5,426	5,819	6,400
220 Social Security Taxes	2,965	2,968	2,971
230 Retirement Contributions	3,570	3,760	3,973
260 Workers' Compensation Ins	583	603	968
290 Other Employee Benefits	0	0	0
<i>Personal Services</i>	<u>51,307</u>	<u>51,949</u>	<u>53,147</u>
312 Conference and Assoc Dues	0	50	1,600
432 Vehicle Repairs/Maint	2,633	1,051	1,200
434 Equipment Repairs/Maint	863	295	1,000
442 Vehicle/Equipment Rental	450	100	500
520 Insurance/Bond Premiums	624	605	650
530 Telephone	2,267	2,110	2,500
538 Postage	88	120	150
580 Travel	1,143	500	1,500
598 Misc Services & Charges	0	150	300
<i>Other Services and Charges</i>	<u>8,068</u>	<u>4,981</u>	<u>9,400</u>
610 General Supplies	306	500	1,000
626 Fuel, Oil, Lubricants	3,536	2,436	4,000
627 Automotive Supplies	736	500	1,000
650 NCO Furniture/Equipment	2,505	0	1,000
<i>Supplies</i>	<u>7,083</u>	<u>3,436</u>	<u>7,000</u>
740 Machinery and Equipment	0	0	0
<i>Capital Outlay</i>	<u>0</u>	<u>0</u>	<u>0</u>
 <i>Constable Pct. #8</i>	<u>66,458</u>	<u>60,366</u>	<u>69,547</u>

**SAN PATRICIO COUNTY, TEXAS
GENERAL FUND
BUDGET 2013**

	2011 <u>ACTUAL</u>	2012 <u>ESTIMATE</u>	2013 <u>BUDGET</u>
660 County Sheriff			
101 Elected Officials	\$ 73,164	\$ 73,164	\$ 73,163
110 Regular Employees	2,312,196	2,256,584	2,279,473
185 Phone Allowance	37,030	36,900	36,300
190 Longevity Pay	26,230	25,195	27,057
195 Overtime	207,079	263,636	80,000
210 Group Insurance	327,459	342,222	403,200
220 Social Security Taxes	197,761	196,639	190,944
230 Retirement Contributions	244,591	261,680	255,339
250 Unemployment Insurance	12,804	14,007	17,912
260 Workers' Compensation Ins	31,102	31,194	52,455
<i>Personal Services</i>	<u>3,469,416</u>	<u>3,501,221</u>	<u>3,415,843</u>
312 Conference and Assoc Dues	3,875	7,244	7,000
330 Pre-Employment Physicals	642	428	2,000
335 Hospital/Medical Services	5,822	3,000	7,000
341 Other Professional Services	85	890	1,000
410 Utilities	9,013	4,528	8,000
430 Building Repairs/Maint	0	2,500	5,000
432 Vehicle Repairs/Maint	26,802	32,842	40,000
434 Equipment Repairs/Maint	37,945	45,359	50,000
442 Vehicle/Equipment Rental	2,976	2,976	4,000
520 Insurance/Bond Premiums	80,792	56,531	76,535
530 Telephone	26,638	26,009	35,000
538 Postage	12,930	25,765	24,000
540 Public Notices	846	1,032	3,000
580 Travel	13,803	14,371	10,000
597 Investigative Expense	1,735	500	1,000
598 Misc Services & Charges	17,863	10,830	18,000
<i>Other Services and Charges</i>	<u>241,767</u>	<u>234,805</u>	<u>291,535</u>
604 Repair Parts	3,685	4,376	4,000
610 General Supplies	28,325	33,057	35,000
626 Fuel, Oil, Lubricants	273,019	257,569	300,000
627 Automotive Supplies	35,037	27,112	40,000
650 NCO Furniture/Equipment	62,188	36,872	30,000
698 Other Supplies	17,808	17,294	25,000
<i>Supplies</i>	<u>420,062</u>	<u>376,280</u>	<u>434,000</u>
740 Machinery and Equipment	266,666	228,782	309,000
<i>Capital Outlay</i>	<u>266,666</u>	<u>228,782</u>	<u>309,000</u>
County Sheriff	<u>4,397,911</u>	<u>4,341,088</u>	<u>4,450,378</u>

**SAN PATRICIO COUNTY, TEXAS
GENERAL FUND
BUDGET 2013**

	2011 <u>ACTUAL</u>	2012 <u>ESTIMATE</u>	2013 <u>BUDGET</u>
661	<i>License and Weights Enforcement</i>		
110	\$ 42,746	\$ 0	\$ 0
185	780	0	0
190	115	0	0
195	3,521	0	0
210	5,804	0	0
220	3,608	0	0
230	4,343	0	0
250	247	0	0
260	624	0	0
	<u>61,788</u>	<u>0</u>	<u>0</u>
	<i>Personal Services</i>		
312	0	0	0
330	0	0	0
432	414	0	0
434	0	0	0
520	290	0	0
540	0	0	0
580	168	0	0
598	0	0	0
	<u>872</u>	<u>0</u>	<u>0</u>
	<i>Other Services and Charges</i>		
610	5,429	0	0
626	0	0	0
627	717	0	0
650	14,483	0	0
698	660	0	0
	<u>21,289</u>	<u>0</u>	<u>0</u>
	<i>Supplies</i>		
740	18,352	0	0
	<u>18,352</u>	<u>0</u>	<u>0</u>
	<i>Capital Outlay</i>		
	<u>102,301</u>	<u>0</u>	<u>0</u>
	<i>License and Weights Enforcement</i>		

**SAN PATRICIO COUNTY, TEXAS
GENERAL FUND
BUDGET 2013**

	2011 <u>ACTUAL</u>	2012 <u>ESTIMATE</u>	2013 <u>BUDGET</u>
662	<i>Highway Patrol</i>		
110	\$ 36,941	\$ 32,006	\$ 47,168
115	7,324	15,301	0
190	585	504	76
195	0	206	0
210	8,588	5,819	12,800
220	3,346	3,589	3,615
230	3,456	3,154	4,833
250	228	233	350
260	52	149	243
	<u>60,520</u>	<u>60,961</u>	<u>69,085</u>
	<i>Personal Services</i>		
312	100	200	200
330	61	50	100
410	0	0	0
434	1,337	1,388	1,600
441	0	0	0
442	4,233	4,140	5,000
520	1,180	1,271	1,378
530	1,845	2,539	2,000
538	813	614	1,000
540	0	0	0
580	0	50	200
598	0	0	0
	<u>9,569</u>	<u>10,252</u>	<u>11,478</u>
	<i>Other Services and Charges</i>		
610	3,329	1,671	3,000
650	963	1,600	3,200
	<u>4,292</u>	<u>3,271</u>	<u>6,200</u>
	<i>Supplies</i>		
740	0	0	0
	<u>0</u>	<u>0</u>	<u>0</u>
	<i>Capital Outlay</i>		
	<u>74,381</u>	<u>74,484</u>	<u>86,763</u>
	<i>Highway Patrol</i>		

**SAN PATRICIO COUNTY, TEXAS
GENERAL FUND
BUDGET 2013**

	2011 <u>ACTUAL</u>	2012 <u>ESTIMATE</u>	2013 <u>BUDGET</u>
664 PSAP Coordinator/E911			
110 Regular Employees	\$ 27,238	\$ 29,245	\$ 25,696
115 Temporary Employees	0	0	0
185 Phone Allowance	780	780	780
190 Longevity Pay	156	180	351
195 Overtime	458	607	500
210 Group Insurance	5,426	5,819	6,400
220 Social Security Taxes	2,305	2,319	2,090
230 Retirement Contributions	2,821	2,986	2,795
250 Unemployment Insurance	152	160	203
260 Workers' Compensation Ins	34	97	141
<i>Personal Services</i>	<u>39,370</u>	<u>42,193</u>	<u>38,956</u>
312 Conference and Assoc Dues	1,410	1,640	2,000
330 Pre-Employment Physicals	0	0	0
336 Engineering/Architectural	0	0	0
341 Other Professional Services	0	0	0
432 Vehicle Repairs/Maint	225	1,000	2,000
434 Equipment Repairs/Maint	0	0	0
441 Building/Office Rental	0	0	0
442 Vehicle/Equipment Rental	0	0	0
520 Insurance/Bond Premiums	222	184	250
530 Telephone	281	212	1,000
538 Postage	0	50	100
540 Public Notices	866	0	1,000
580 Travel	0	4,592	2,000
598 Misc Services & Charges	413	900	2,000
<i>Other Services and Charges</i>	<u>3,417</u>	<u>8,578</u>	<u>10,350</u>
610 General Supplies	844	738	1,500
626 Fuel, Oil, Lubricants	2,526	1,200	2,500
627 Automotive Supplies	0	1,000	2,000
650 NCO Furniture/Equipment	3,462	1,750	3,500
<i>Supplies</i>	<u>6,832</u>	<u>4,688</u>	<u>9,500</u>
740 Machinery and Equipment	0	0	0
<i>Capital Outlay</i>	<u>0</u>	<u>0</u>	<u>0</u>
PSAP Coordinator/E911	<u>49,619</u>	<u>55,459</u>	<u>58,806</u>

**SAN PATRICIO COUNTY, TEXAS
GENERAL FUND
BUDGET 2013**

	2011 <u>ACTUAL</u>	2012 <u>ESTIMATE</u>	2013 <u>BUDGET</u>
680			
Corrections			
110 Regular Employees	\$ 1,459,342	\$ 1,460,147	\$ 1,511,135
115 Temporary Employees	0	0	0
185 Phone Allowance	2,627	2,760	2,760
190 Longevity Pay	12,151	12,362	15,855
195 Overtime	24,581	20,954	20,000
210 Group Insurance	216,244	226,302	288,000
220 Social Security Taxes	112,818	112,789	118,556
230 Retirement Contributions	138,058	144,549	158,539
250 Unemployment Insurance	7,659	7,568	11,469
260 Workers' Compensation Ins	22,928	21,767	38,264
<i>Personal Services</i>	<u>1,996,408</u>	<u>2,009,198</u>	<u>2,164,578</u>
312 Conference and Assoc Dues	2,545	3,820	3,000
324 Administrative Costs	3,900	3,475	4,000
330 Pre-Employment Physicals	854	366	4,000
335 Hospital/Medical Services	168,433	149,099	175,000
430 Building Repairs/Maint	2,467	27,156	60,000
432 Vehicle Repairs/Maint	264	1,800	1,000
434 Equipment Repairs/Maint	17,714	27,929	35,000
520 Insurance/Bond Premiums	22,272	21,219	23,000
540 Public Notices	886	500	1,000
580 Travel	4,560	1,432	4,000
586 Prisoner Transportation	1,512	2,213	6,000
598 Misc Services & Charges	13,460	5,025	10,000
<i>Other Services and Charges</i>	<u>238,867</u>	<u>244,034</u>	<u>326,000</u>
602 Repair Materials	4,968	5,282	7,000
610 General Supplies	99,947	110,132	95,000
630 Food	322,486	361,647	333,000
650 NCO Furniture/Equipment	20,399	6,869	8,000
<i>Supplies</i>	<u>447,800</u>	<u>483,930</u>	<u>443,000</u>
740 Machinery and Equipment	17,664	0	25,000
<i>Capital Outlay</i>	<u>17,664</u>	<u>0</u>	<u>25,000</u>
Corrections	<u>2,700,739</u>	<u>2,737,162</u>	<u>2,958,578</u>

**SAN PATRICIO COUNTY, TEXAS
GENERAL FUND
BUDGET 2013**

	2011 <u>ACTUAL</u>	2012 <u>ESTIMATE</u>	2013 <u>BUDGET</u>
682	<i>Juvenile Detention Center</i>		
110	\$ 393,062	\$ 385,762	\$ 458,075
115	112,278	103,350	78,178
185	600	650	600
190	2,937	3,129	4,967
195	12,460	17,653	15,000
210	53,944	56,401	80,000
220	38,177	37,011	42,597
230	37,621	39,063	56,963
250	2,550	2,722	4,119
260	8,229	7,931	13,873
	<u>661,858</u>	<u>653,672</u>	<u>754,372</u>
	<i>Personal Services</i>		
312	1,528	3,750	4,000
330	1,714	2,712	2,200
335	18,207	20,448	20,000
341	0	2,900	5,800
410	38,998	34,238	42,000
430	6,380	46,656	113,900
432	3,912	1,710	4,000
434	14,170	16,405	15,200
442	3,082	2,455	4,000
520	18,309	17,408	18,500
530	10,433	10,225	10,500
538	1,884	1,858	2,700
580	2,387	2,970	4,000
	<u>121,004</u>	<u>163,735</u>	<u>246,800</u>
	<i>Other Services and Charges</i>		
602	0	0	0
604	251	250	500
610	25,279	23,426	27,000
626	4,611	3,919	6,500
627	114	150	300
630	51,743	47,199	50,566
650	5,912	3,250	6,500
	<u>87,910</u>	<u>78,194</u>	<u>91,366</u>
	<i>Supplies</i>		
730	6,355	0	0
740	0	0	0
	<u>6,355</u>	<u>0</u>	<u>0</u>
	<i>Capital Outlay</i>		
	<u>877,127</u>	<u>895,601</u>	<u>1,092,538</u>
	<i>Juvenile Detention Center</i>		

**SAN PATRICIO COUNTY, TEXAS
GENERAL FUND
BUDGET 2013**

	2011 <u>ACTUAL</u>	2012 <u>ESTIMATE</u>	2013 <u>BUDGET</u>
690			
Adult/Juvenile Probation			
101 Elected Officials	\$ 29,000	\$ 29,000	\$ 29,000
210 Group Insurance	340	324	960
220 Social Security Taxes	2,133	2,192	2,220
230 Retirement Contributions	2,671	2,810	2,965
250 Unemployment Insurance	0	0	0
<i>Personal Services</i>	<u>34,144</u>	<u>34,326</u>	<u>35,145</u>
520 Insurance/Bond Premiums	904	783	800
591 Adult Probation	38,292	39,848	39,174
592 Juvenile Probation	319,227	319,227	352,828
598 Misc Services & Charges	0	0	0
<i>Other Services and Charges</i>	<u>358,423</u>	<u>359,858</u>	<u>392,802</u>
Adult/Juvenile Probation	<u>392,567</u>	<u>394,184</u>	<u>427,947</u>
PUBLIC SAFETY	<u>9,392,738</u>	<u>9,256,575</u>	<u>9,882,051</u>
700			
Citizen Collection Stations			
324 Administrative Costs	0	0	0
410 Utilities	0	0	0
421 Waste Disposal	109,260	93,593	95,000
424 Grounds Maintenance	0	1,000	2,000
434 Equipment Repairs/Maint	0	0	0
520 Insurance/Bond Premiums	128	102	130
<i>Other Services and Charges</i>	<u>109,388</u>	<u>94,695</u>	<u>97,130</u>
Citizen Collection Stations	<u>109,388</u>	<u>94,695</u>	<u>97,130</u>
ENVIRONMENTAL PROTECTION	<u>109,388</u>	<u>94,695</u>	<u>97,130</u>

**SAN PATRICIO COUNTY, TEXAS
GENERAL FUND
BUDGET 2013**

	2011 <u>ACTUAL</u>	2012 <u>ESTIMATE</u>	2013 <u>BUDGET</u>
735	<i>Health Department</i>		
102	\$ 48,657	\$ 48,657	\$ 49,357
110	57,365	48,867	49,567
115	0	0	0
185	600	600	0
190	762	612	655
195	188	83	300
210	9,309	9,177	6,400
220	7,865	7,073	7,642
230	5,426	4,861	5,169
250	462	412	738
260	237	118	192
	<u>130,871</u>	<u>120,460</u>	<u>120,020</u>
	<i>Personal Services</i>		
312	375	3,320	1,250
330	0	100	200
341	3,300	4,020	3,400
421	0	750	1,500
432	0	0	0
434	2,487	1,692	3,000
442	484	300	600
520	5,063	4,525	5,300
530	8,468	10,655	8,000
538	629	27	1,000
540	366	500	1,000
580	1,262	583	2,000
595	0	0	0
598	158	1,447	850
	<u>22,592</u>	<u>27,919</u>	<u>28,100</u>
	<i>Other Services and Charges</i>		
610	132	1,015	2,000
626	2	0	0
627	0	0	0
641	189	375	750
650	0	250	500
698	17,382	1,797	1,000
	<u>17,705</u>	<u>3,437</u>	<u>4,250</u>
	<i>Supplies</i>		
740	0	0	0
	<u>0</u>	<u>0</u>	<u>0</u>
	<i>Capital Outlay</i>		
	<u>171,168</u>	<u>151,816</u>	<u>152,370</u>
	<i>Health Department</i>		
736	<i>Regional Health Awareness Board</i>		
520	0	0	0
598	0	0	0
	<u>0</u>	<u>0</u>	<u>0</u>
	<i>Other Services and Charges</i>		
	<u>0</u>	<u>0</u>	<u>0</u>
	<i>Regional Health Awareness Board</i>		
	<u>0</u>	<u>0</u>	<u>0</u>

**SAN PATRICIO COUNTY, TEXAS
GENERAL FUND
BUDGET 2013**

	2011 <u>ACTUAL</u>	2012 <u>ESTIMATE</u>	2013 <u>BUDGET</u>
737	<i>Environmental Health</i>		
110	\$ 152,170	\$ 152,095	\$ 151,039
185	2,400	2,340	2,400
190	1,041	1,127	1,239
195	1,919	2,284	2,000
210	22,934	24,900	32,000
220	11,990	11,710	11,986
230	14,509	15,295	16,029
250	774	819	1,159
260	625	500	781
	<u>208,362</u>	<u>211,070</u>	<u>218,633</u>
	<i>Personal Services</i>		
312	1,857	540	2,500
330	0	61	100
322	0	0	0
421	0	0	0
432	4,248	2,108	5,000
442	0	0	0
520	1,184	428	1,200
530	0	0	100
538	1,806	1,717	2,500
580	3,558	500	3,500
598	400	1,331	600
	<u>13,053</u>	<u>6,685</u>	<u>15,500</u>
	<i>Other Services and Charges</i>		
610	2,729	2,187	3,000
626	8,013	9,312	10,000
627	0	500	1,000
650	830	500	1,000
698	0	0	0
	<u>11,572</u>	<u>12,499</u>	<u>15,000</u>
	<i>Supplies</i>		
740	0	0	0
	<u>0</u>	<u>0</u>	<u>0</u>
	<i>Capital Outlay</i>		
	<u>232,987</u>	<u>230,254</u>	<u>249,133</u>
	<i>Environmental Health</i>		

**SAN PATRICIO COUNTY, TEXAS
GENERAL FUND
BUDGET 2013**

	2011 <u>ACTUAL</u>	2012 <u>ESTIMATE</u>	2013 <u>BUDGET</u>
742	<i>Animal Control</i>		
110	\$ 56,151	\$ 44,653	\$ 53,550
185	1,200	900	1,200
190	659	504	568
195	3,995	4,078	5,000
210	9,636	9,004	12,800
220	4,743	3,835	4,615
230	5,711	4,858	6,171
250	327	274	447
260	530	360	505
	<u>82,952</u>	<u>68,466</u>	<u>84,856</u>
	<i>Personal Services</i>		
312	615	530	1,000
322	17,830	13,845	20,000
330	61	0	100
421	0	300	600
432	2,461	2,247	2,500
442	269	812	300
520	1,327	681	1,350
530	0	0	40
538	192	231	200
580	1,147	938	1,000
598	888	2,639	750
	<u>24,790</u>	<u>22,223</u>	<u>27,840</u>
	<i>Other Services and Charges</i>		
610	1,218	816	1,500
626	12,204	12,522	14,000
627	151	750	1,500
650	1,585	500	1,000
698	45	456	1,000
	<u>15,203</u>	<u>15,044</u>	<u>19,000</u>
	<i>Supplies</i>		
740	0	0	42,086
	<u>0</u>	<u>0</u>	<u>42,086</u>
	<i>Capital Outlay</i>		
	<u>122,945</u>	<u>105,733</u>	<u>173,782</u>
	<i>Animal Control</i>		
756	<i>Mental Health</i>		
321	0	2,500	5,000
332	2,447	5,427	5,000
335	2,747	1,750	3,500
520	93	74	100
580	12	2,500	5,000
598	36,000	48,000	48,000
	<u>41,299</u>	<u>60,251</u>	<u>66,600</u>
	<i>Other Services and Charges</i>		
610	0	0	0
	<u>0</u>	<u>0</u>	<u>0</u>
	<i>Supplies</i>		
	<u>41,299</u>	<u>60,251</u>	<u>66,600</u>
	<i>Mental Health</i>		

**SAN PATRICIO COUNTY, TEXAS
GENERAL FUND
BUDGET 2013**

	2011 <u>ACTUAL</u>	2012 <u>ESTIMATE</u>	2013 <u>BUDGET</u>
760	<i>Indigent Health Care</i>		
110	\$ 105,345	\$ 60,287	\$ 66,355
115	0	0	0
185	600	120	600
190	1,062	828	963
195	205	214	200
210	17,446	13,353	12,800
220	7,917	4,398	5,210
230	9,874	5,955	6,968
250	565	440	504
260	229	138	131
	<u>143,243</u>	<u>85,733</u>	<u>93,731</u>
	<i>Personal Services</i>		
312	305	270	500
324	12,007	12,949	17,000
434	319	360	500
520	280	204	300
538	2,305	2,539	2,500
580	668	275	1,000
598	190	0	150
	<u>16,074</u>	<u>16,597</u>	<u>21,950</u>
	<i>Other Services and Charges</i>		
610	2,697	2,672	3,000
650	2,658	2,000	2,000
698	1,813	4,815	3,000
	<u>7,168</u>	<u>9,487</u>	<u>8,000</u>
	<i>Supplies</i>		
	<u>166,485</u>	<u>111,817</u>	<u>123,681</u>
	<i>Indigent Health Care</i>		
762	<i>Human Services</i>		
335	28	0	0
339	73,980	74,160	76,000
520	127	101	150
598	1,129	7,954	15,000
	<u>75,264</u>	<u>82,215</u>	<u>91,150</u>
	<i>Other Services and Charges</i>		
	<u>75,264</u>	<u>82,215</u>	<u>91,150</u>
	<i>Human Services</i>		
764	<i>Community Action Agency</i>		
520	56	44	60
598	0	0	0
	<u>56</u>	<u>44</u>	<u>60</u>
	<i>Other Services and Charges</i>		
630	40,000	40,000	40,000
	<u>40,000</u>	<u>40,000</u>	<u>40,000</u>
	<i>Supplies</i>		
	<u>40,056</u>	<u>40,044</u>	<u>40,060</u>
	<i>Community Action Agency</i>		
	<u>850,204</u>	<u>782,130</u>	<u>896,776</u>
	<i>HEALTH & WELFARE</i>		

**SAN PATRICIO COUNTY, TEXAS
GENERAL FUND
BUDGET 2013**

	2011 <u>ACTUAL</u>	2012 <u>ESTIMATE</u>	2013 <u>BUDGET</u>
780			
County Library			
110 Regular Employees	\$ 66,998	\$ 67,001	\$ 68,401
185 Phone Allowance	600	600	600
190 Longevity Pay	1,058	1,080	1,131
195 Overtime	873	1,134	800
210 Group Insurance	10,331	11,089	11,520
220 Social Security Taxes	5,374	5,396	5,426
230 Retirement Contributions	6,470	6,835	7,257
250 Unemployment Insurance	375	392	525
260 Workers' Compensation Ins	178	180	296
<i>Personal Services</i>	<u>92,257</u>	<u>93,707</u>	<u>95,956</u>
312 Conference and Assoc Dues	380	275	350
432 Vehicle Repairs/Maint	1,067	789	600
434 Equipment Repairs/Maint	22	50	100
520 Insurance/Bond Premiums	1,035	650	1,050
530 Telephone	508	721	700
538 Postage	47	115	100
540 Public Notices	0	0	0
580 Travel	1,246	1,067	1,700
598 Misc Services & Charges	26,000	26,000	26,000
<i>Other Services and Charges</i>	<u>30,305</u>	<u>29,667</u>	<u>30,600</u>
610 General Supplies	1,654	3,502	3,000
626 Fuel, Oil, Lubricants	2,545	2,998	3,000
627 Automotive Supplies	344	250	500
641 Books, Subscriptions	630	952	1,200
650 NCO Furniture/Equipment	1,632	0	0
698 Other Supplies	0	100	100
<i>Supplies</i>	<u>6,805</u>	<u>7,802</u>	<u>7,800</u>
740 Machinery and Equipment	0	0	0
<i>Capital Outlay</i>	<u>0</u>	<u>0</u>	<u>0</u>
County Library	<u>129,367</u>	<u>131,176</u>	<u>134,356</u>

**SAN PATRICIO COUNTY, TEXAS
GENERAL FUND
BUDGET 2013**

	2011 <u>ACTUAL</u>	2012 <u>ESTIMATE</u>	2013 <u>BUDGET</u>
782	County Parks		
110	\$ 53,343	\$ 54,785	\$ 56,185
185	600	600	600
190	70	108	202
210	9,279	11,637	12,800
220	4,132	4,245	4,359
230	4,975	5,377	5,830
250	267	288	422
260	1,138	1,157	1,896
	<u>73,804</u>	<u>78,197</u>	<u>82,294</u>
	<i>Personal Services</i>		
312	0	0	0
330	122	0	300
410	8,577	10,246	8,000
430	384	2,500	5,000
432	896	1,038	2,000
434	8,501	4,306	7,000
520	463	409	500
530	717	1,015	700
540	122	0	0
580	0	0	0
598	4,739	6,947	11,000
	<u>24,521</u>	<u>26,461</u>	<u>34,500</u>
	<i>Other Services and Charges</i>		
608	0	1,000	2,000
610	7,116	3,932	4,000
626	5,293	3,753	5,500
627	468	1,183	1,000
650	2,675	2,830	1,000
698	0	0	0
	<u>15,552</u>	<u>12,698</u>	<u>13,500</u>
	<i>Supplies</i>		
740	0	0	0
	<u>0</u>	<u>0</u>	<u>0</u>
	<i>Capital Outlay</i>		
	<u>113,877</u>	<u>117,356</u>	<u>130,294</u>
	County Parks		

**SAN PATRICIO COUNTY, TEXAS
GENERAL FUND
BUDGET 2013**

	2011 <u>ACTUAL</u>	2012 <u>ESTIMATE</u>	2013 <u>BUDGET</u>
784			
County Fairgrounds			
110 Regular Employees	\$ 132,808	\$ 119,279	\$ 131,248
115 Temporary Employees	34,610	34,300	20,850
185 Phone Allowance	1,800	1,800	1,200
190 Longevity Pay	657	567	594
195 Overtime	7,318	9,116	6,000
210 Group Insurance	22,248	21,822	32,000
220 Social Security Taxes	13,272	12,489	12,233
230 Retirement Contributions	13,031	12,944	16,357
250 Unemployment Insurance	892	913	1,183
260 Workers' Compensation Ins	1,744	2,021	3,457
<i>Personal Services</i>	<u>228,380</u>	<u>215,251</u>	<u>225,122</u>
312 Conference and Assoc Dues	1,310	2,280	2,000
330 Pre-Employment Physicals	0	0	300
410 Utilities	119,554	112,872	120,000
423 Janitorial Service	34	0	0
424 Grounds Maintenance	878	1,113	3,000
430 Building Repairs/Maint	13,608	4,178	7,000
432 Vehicle Repairs/Maint	544	581	2,000
434 Equipment Repairs/Maint	10,161	6,816	5,000
442 Vehicle/Equipment Rental	2,984	2,080	3,400
450 Construction Services	0	2,000	2,000
520 Insurance/Bond Premiums	96,786	93,338	90,000
530 Telephone	280	312	2,200
538 Postage	153	151	500
540 Public Notices	2,226	5,990	7,000
550 Printing	1,899	750	2,400
580 Travel	460	1,917	1,500
598 Misc Services & Charges	16,201	17,274	10,000
<i>Other Services and Charges</i>	<u>267,078</u>	<u>251,652</u>	<u>258,300</u>
602 Repair Materials	136	3,100	500
604 Repair Parts	906	1,022	1,800
608 Signage	0	153	300
610 General Supplies	16,240	29,343	20,000
626 Fuel, Oil, Lubricants	8,868	9,777	11,500
627 Automotive Supplies	2,940	858	1,100
630 Food	31,530	29,909	30,000
650 NCO Furniture/Equipment	2,852	13,250	32,000
698 Other Supplies	165	0	0
<i>Supplies</i>	<u>63,637</u>	<u>87,412</u>	<u>97,200</u>
740 Machinery and Equipment	0	0	0
<i>Capital Outlay</i>	<u>0</u>	<u>0</u>	<u>0</u>
County Fairgrounds	<u>559,095</u>	<u>554,315</u>	<u>580,622</u>
CULTURE AND RECREATION	<u>802,339</u>	<u>802,847</u>	<u>845,272</u>

**SAN PATRICIO COUNTY, TEXAS
GENERAL FUND
BUDGET 2013**

	2011 <u>ACTUAL</u>	2012 <u>ESTIMATE</u>	2013 <u>BUDGET</u>
790	<i>Agricultural Ext Service</i>		
110	\$ 112,292	\$ 97,630	\$ 115,791
115	0	0	0
185	1,800	1,380	1,800
190	654	688	791
195	0	0	0
210	11,880	12,741	12,800
220	6,057	4,761	9,057
230	4,789	5,043	5,477
250	570	581	877
260	128	363	609
	<u>138,170</u>	<u>123,187</u>	<u>147,202</u>
	<i>Personal Services</i>		
312	2,283	2,358	2,500
330	0	0	61
432	2,403	1,831	2,500
434	170	286	700
442	5,058	5,037	5,100
520	1,426	1,029	1,500
530	1,506	1,546	2,000
538	928	1,561	1,500
580	12,991	10,576	13,000
598	1,373	750	1,500
	<u>28,138</u>	<u>24,974</u>	<u>30,361</u>
	<i>Other Services and Charges</i>		
610	10,659	5,781	12,000
626	9,121	8,414	12,000
627	1,826	750	1,500
641	640	1,373	1,000
650	4,577	2,500	5,000
	<u>26,823</u>	<u>18,818</u>	<u>31,500</u>
	<i>Supplies</i>		
740	0	0	32,000
	<u>0</u>	<u>0</u>	<u>32,000</u>
	<i>Capital Outlay</i>		
	<u>193,131</u>	<u>166,979</u>	<u>241,063</u>
	<i>Agricultural Ext Service</i>		
792	<i>Soil & Water Conservation</i>		
312	8,000	8,000	8,000
520	11	9	13
	<u>8,011</u>	<u>8,009</u>	<u>8,013</u>
	<i>Other Services and Charges</i>		
	<u>8,011</u>	<u>8,009</u>	<u>8,013</u>
	<i>Soil & Water Conservation</i>		
	<u>201,142</u>	<u>174,988</u>	<u>249,076</u>
	<i>CONSERVATION</i>		

**SAN PATRICIO COUNTY, TEXAS
GENERAL FUND
BUDGET 2013**

	2011 <u>ACTUAL</u>	2012 <u>ESTIMATE</u>	2013 <u>BUDGET</u>
900			
<i>Operating Transfers Out</i>			
100	\$ 0	\$ 0	\$ 0
150	268,248	264,985	270,059
151	345,003	350,265	349,988
406	40,970	41,731	42,147
500	0	0	40,000
550	0	0	0
551	68,827	27,103	27,103
720	0	255,000	350,000
723	0	0	0
724	0	0	0
725	0	0	0
999	0	0	975,654
	<u>723,048</u>	<u>939,084</u>	<u>2,054,951</u>
<i>Operating Transfers Out</i>	<u>723,048</u>	<u>939,084</u>	<u>2,054,951</u>
TOTAL TRANSFERS	<u>723,048</u>	<u>939,084</u>	<u>2,054,951</u>
<i>Total Expenditures and Transfers</i>	<u>\$ 20,978,086</u>	<u>\$ 20,643,463</u>	<u>\$ 24,516,646</u>

SPECIAL REVENUE FUNDS

Special Revenue Funds for San Patricio County consist of the Road and Bridge Funds which collectively comprise the constitutional Road and Bridge Fund, Judicial District-Wide Funds, Grant-In-Funds, and Other Revenue Funds.

**SAN PATRICIO COUNTY, TEXAS
ROAD & BRIDGE PRECINCT #1
BUDGET 2013**

	<u>2011 ACTUAL</u>	<u>2012 ESTIMATE</u>	<u>2013 BUDGET</u>
Beginning Balance	\$ 105,407	\$ 149,149	\$ 343,237
Revenues	560,101	742,313	741,669
Transfers In	<u>0</u>	<u>0</u>	<u>0</u>
Total Revenues and Transfers In	<u>560,101</u>	<u>742,313</u>	<u>741,669</u>
Available Resources	<u>665,508</u>	<u>891,462</u>	<u>1,084,906</u>
Expenditures	516,359	543,225	681,167
Transfers Out	<u>0</u>	<u>5,000</u>	<u>65,000</u>
Total Expenditures and Transfer Out	<u>516,359</u>	<u>548,225</u>	<u>746,167</u>
Ending Balance	\$ <u>149,149</u>	\$ <u>343,237</u>	\$ <u>338,739</u>

**SAN PATRICIO COUNTY, TEXAS
ROAD & BRIDGE PRECINCT #1
BUDGET 2013**

	2011 ACTUAL	2012 ESTIMATE	2013 BUDGET
310-110 Ad Valorem - Current	\$ 323,808	\$ 437,015	\$ 455,635
310-120 Ad Valorem - Delinquent	12,697	16,990	17,255
General Property Taxes	<u>336,505</u>	<u>454,005</u>	<u>472,890</u>
320-101 Occupation Permits	1,186	2,723	2,433
Business Licenses/Permits	<u>1,186</u>	<u>2,723</u>	<u>2,433</u>
330-500 Lateral Road Distribution	3,676	4,714	4,695
330-501 Weight Permit Fees	7,627	12,982	11,352
State Shared Revenue	<u>11,303</u>	<u>17,696</u>	<u>16,047</u>
340-501 Motor Vehicle Registration	63,600	78,404	76,586
340-503 MVR-Road & Bridge Fee	74,867	105,771	105,761
340-505 Maintenance Charges	0	0	0
Other Fees	<u>138,467</u>	<u>184,175</u>	<u>182,347</u>
350-111 County Clerk	28,340	40,586	34,454
350-112 District Clerk	14,763	31,394	22,998
350-501 L&W Fines	12,091	8,582	8,500
Fines	<u>55,194</u>	<u>80,562</u>	<u>65,952</u>
360-101 Interest Earnings	458	1,260	1,200
Investment Earnings	<u>458</u>	<u>1,260</u>	<u>1,200</u>
370-100 Sale of Fixed Assets	15,000	0	0
370-305 Road Material Sales	1,128	752	800
370-401 Refunds, Sundry	860	1,140	0
Other Revenue	<u>16,988</u>	<u>1,892</u>	<u>800</u>
Total Revenues	<u>\$ 560,101</u>	<u>\$ 742,313</u>	<u>\$ 741,669</u>

**SAN PATRICIO COUNTY, TEXAS
ROAD & BRIDGE PRECINCT #1
BUDGET 2013**

	2011 <u>ACTUAL</u>	2012 <u>ESTIMATE</u>	2013 <u>BUDGET</u>
721 Road & Bridge Pct. #1			
101 Elected Officials	\$ 59,594	\$ 59,594	\$ 59,594
110 Regular Employees	137,451	137,012	208,997
115 Temporary Employees	31,577	23,769	10,815
185 Phone Allowance	1,800	1,800	1,800
190 Longevity Pay	2,313	2,445	2,674
195 Overtime	1,335	1,142	700
210 Group Insurance	24,205	23,306	51,200
220 Social Security Taxes	17,460	16,723	20,365
230 Retirement Contributions	18,752	19,614	27,233
250 Unemployment Insurance	878	819	1,514
260 Workers' Compensation Ins	6,204	5,762	9,275
Personal Services	<u>301,569</u>	<u>291,986</u>	<u>394,167</u>
312 Conference and Assoc Dues	1,140	1,520	1,000
330 Pre-Employment Physicals	163	61	272
332 Attorney Fees	0	0	100
336 Engineering/Architectural	0	375	750
410 Utilities	6,544	5,755	10,000
421 Waste Disposal	0	3,668	1,000
430 Building Repairs/Maint	1,400	762	1,500
432 Vehicle Repairs/Maint	2,362	2,716	4,700
434 Equipment Repairs/Maint	23,338	25,923	13,000
442 Vehicle/Equipment Rental	0	2,802	6,000
450 Construction Services	0	0	0
451 Sealcoating	31,682	35,667	55,328
520 Insurance/Bond Premiums	8,328	6,313	13,510
530 Telephone	790	1,028	2,000
538 Postage	122	134	150
540 Public Notices	166	317	200
580 Travel	4,014	4,663	3,000
588 Hauling Charges	546	8,075	13,800
598 Misc Services & Charges	2,231	2,479	2,000
Other Services and Charges	<u>82,826</u>	<u>102,258</u>	<u>128,310</u>
602 Repair Materials	23,769	31,982	35,750
604 Repair Parts	6,241	16,956	7,500
608 Signage	0	1,452	2,000
610 General Supplies	4,890	16,347	8,190
626 Fuel, Oil, Lubricants	43,793	46,363	45,500
627 Automotive Supplies	7,047	6,724	6,000
641 Books, Subscriptions	0	0	50
650 NCO Furniture/Equipment	1,042	1,250	2,500
698 Other Supplies	382	1,607	1,200
Supplies	<u>87,164</u>	<u>122,681</u>	<u>108,690</u>

**SAN PATRICIO COUNTY, TEXAS
ROAD & BRIDGE PRECINCT #1
BUDGET 2013**

	2011 <u>ACTUAL</u>	2012 <u>ESTIMATE</u>	2013 <u>BUDGET</u>
740 Machinery and Equipment	\$ 44,800	\$ 26,300	\$ 50,000
Capital Outlay	<u>44,800</u>	<u>26,300</u>	<u>50,000</u>
900 Operating Transfers Out			
720 Capital Improvements	0	5,000	5,000
999 Contingency Transfers	<u>0</u>	<u>0</u>	<u>60,000</u>
Operating Transfers Out	<u>0</u>	<u>5,000</u>	<u>65,000</u>
Road & Bridge Pct. #1	<u>\$ 516,359</u>	<u>\$ 548,225</u>	<u>\$ 746,167</u>

**SAN PATRICIO COUNTY, TEXAS
ROAD & BRIDGE PRECINCT #2
BUDGET 2013**

	<u>2011 ACTUAL</u>	<u>2012 ESTIMATE</u>	<u>2013 BUDGET</u>
Beginning Balance	\$ 676,438	\$ 569,386	\$ 555,433
Revenues	979,642	1,049,637	1,050,310
Transfers In	<u>0</u>	<u>0</u>	<u>0</u>
Total Revenues and Transfers In	<u>979,642</u>	<u>1,049,637</u>	<u>1,050,310</u>
Available Resources	<u>1,656,080</u>	<u>1,619,023</u>	<u>1,605,743</u>
Expenditures	1,021,694	1,038,590	1,228,164
Transfers Out	<u>65,000</u>	<u>25,000</u>	<u>70,000</u>
Total Expenditures and Transfer Out	<u>1,086,694</u>	<u>1,063,590</u>	<u>1,298,164</u>
Ending Balance	<u>\$ 569,386</u>	<u>\$ 555,433</u>	<u>\$ 307,579</u>

**SAN PATRICIO COUNTY, TEXAS
ROAD & BRIDGE PRECINCT #2
BUDGET 2013**

	2011 ACTUAL	2012 ESTIMATE	2013 BUDGET
310-110 Ad Valorem - Current	\$ 587,951	\$ 621,188	\$ 647,656
310-120 Ad Valorem - Delinquent	23,054	24,151	24,527
General Property Taxes	<u>611,005</u>	<u>645,339</u>	<u>672,183</u>
320-101 Occupation Permits	<u>2,153</u>	<u>3,870</u>	<u>3,458</u>
Business Licenses/Permits	<u>2,153</u>	<u>3,870</u>	<u>3,458</u>
330-500 Lateral Road Distribution	6,674	6,701	6,674
330-501 Weight Permit Fees	<u>13,848</u>	<u>18,453</u>	<u>16,137</u>
State Shared Revenue	<u>20,522</u>	<u>25,154</u>	<u>22,811</u>
340-501 Motor Vehicle Registration	115,482	111,445	108,862
340-503 MVR-Road & Bridge Fee	135,939	150,347	150,332
340-505 Maintenance Charges	<u>0</u>	<u>0</u>	<u>0</u>
Other Fees	<u>251,421</u>	<u>261,792</u>	<u>259,194</u>
350-111 County Clerk	51,458	57,691	48,974
350-112 District Clerk	26,805	44,624	32,690
350-501 L&W Fines	<u>12,091</u>	<u>8,584</u>	<u>8,500</u>
Fines	<u>90,354</u>	<u>110,899</u>	<u>90,164</u>
360-101 Interest Earnings	<u>1,577</u>	<u>2,583</u>	<u>2,500</u>
Investment Earnings	<u>1,577</u>	<u>2,583</u>	<u>2,500</u>
370-100 Sale of Fixed Assets	2,610	0	0
370-401 Refunds, Sundry	<u>0</u>	<u>0</u>	<u>0</u>
Other Revenue	<u>2,610</u>	<u>0</u>	<u>0</u>
Total Revenues	<u>\$ 979,642</u>	<u>\$ 1,049,637</u>	<u>\$ 1,050,310</u>

**SAN PATRICIO COUNTY, TEXAS
ROAD & BRIDGE PRECINCT #2
BUDGET 2013**

	2011 <u>ACTUAL</u>	2012 <u>ESTIMATE</u>	2013 <u>BUDGET</u>
722 Road & Bridge Pct. #2			
101 Elected Officials	\$ 59,594	\$ 59,594	\$ 59,594
110 Regular Employees	345,024	346,690	380,660
115 Temporary Employees	4,503	2,797	9,551
185 Phone Allowance	1,800	1,800	1,800
190 Longevity Pay	5,076	5,355	5,624
195 Overtime	2,412	5,124	13,000
210 Group Insurance	61,431	64,493	76,800
220 Social Security Taxes	30,856	30,948	35,973
230 Retirement Contributions	38,254	40,669	48,106
250 Unemployment Insurance	1,799	1,881	3,026
260 Workers' Compensation Ins	11,516	9,775	17,795
Personal Services	<u>562,265</u>	<u>569,126</u>	<u>651,929</u>
312 Conference and Assoc Dues	2,670	3,738	4,000
330 Pre-Employment Physicals	284	0	1,000
332 Attorney Fees	0	0	0
336 Engineering/Architectural	0	750	955
410 Utilities	7,365	6,563	8,000
421 Waste Disposal	1,483	3,032	8,000
430 Building Repairs/Maint	14,607	15,927	11,000
432 Vehicle Repairs/Maint	7,574	8,502	12,000
434 Equipment Repairs/Maint	4,631	9,312	17,000
442 Vehicle/Equipment Rental	2,880	4,720	8,000
450 Construction Services	0	1,500	3,000
520 Insurance/Bond Premiums	16,755	12,058	18,000
530 Telephone	6,898	7,624	7,000
538 Postage	44	108	80
540 Public Notices	95	80	1,000
580 Travel	5,497	6,324	11,000
598 Misc Services & Charges	4,116	3,988	7,000
Other Services and Charges	<u>74,899</u>	<u>84,226</u>	<u>117,035</u>
602 Repair Materials	220,934	210,230	220,000
604 Repair Parts	14,838	22,291	25,000
608 Signage	5,372	3,515	8,000
610 General Supplies	9,666	15,719	16,500
626 Fuel, Oil, Lubricants	82,712	79,400	98,000
627 Automotive Supplies	15,628	17,964	26,000
641 Books, Subscriptions	224	99	700
650 NCO Furniture/Equipment	4,651	9,220	17,000
698 Other Supplies	1,505	1,800	3,000
Supplies	<u>355,530</u>	<u>360,238</u>	<u>414,200</u>

**SAN PATRICIO COUNTY, TEXAS
ROAD & BRIDGE PRECINCT #2
BUDGET 2013**

	<u>2011 ACTUAL</u>	<u>2012 ESTIMATE</u>	<u>2013 BUDGET</u>
740 Machinery and Equipment	\$ 29,000	\$ 25,000	\$ 45,000
Capital Outlay	<u>29,000</u>	<u>25,000</u>	<u>45,000</u>
900 Operating Transfers Out			
720 Capital Improvements	65,000	25,000	45,000
999 Contingency Transfers	<u>0</u>	<u>0</u>	<u>25,000</u>
Operating Transfers Out	<u>65,000</u>	<u>25,000</u>	<u>70,000</u>
Road & Bridge Pct. #2	<u>\$ 1,086,694</u>	<u>\$ 1,063,590</u>	<u>\$ 1,298,164</u>

**SAN PATRICIO COUNTY, TEXAS
ROAD & BRIDGE PRECINCT #3
BUDGET 2013**

	<u>2011 ACTUAL</u>	<u>2012 ESTIMATE</u>	<u>2013 BUDGET</u>
Beginning Balance	\$ 183,632	\$ 123,351	\$ 287,870
Revenues	1,648,791	1,750,705	1,750,182
Transfers In	<u>0</u>	<u>0</u>	<u>0</u>
Total Revenues and Transfers In	<u>1,648,791</u>	<u>1,750,705</u>	<u>1,750,182</u>
Available Resources	<u>1,832,423</u>	<u>1,874,056</u>	<u>2,038,052</u>
Expenditures	1,709,072	1,586,186	1,711,868
Transfers Out	<u>0</u>	<u>0</u>	<u>40,000</u>
Total Expenditures and Transfer Out	<u>1,709,072</u>	<u>1,586,186</u>	<u>1,751,868</u>
Ending Balance	\$ <u>123,351</u>	\$ <u>287,870</u>	\$ <u>286,184</u>

**SAN PATRICIO COUNTY, TEXAS
ROAD & BRIDGE PRECINCT #3
BUDGET 2013**

	2011 ACTUAL	2012 ESTIMATE	2013 BUDGET
310-110 Ad Valorem - Current	\$ 994,250	\$ 1,037,761	\$ 1,081,979
310-120 Ad Valorem - Delinquent	38,985	40,346	40,976
General Property Taxes	<u>1,033,235</u>	<u>1,078,107</u>	<u>1,122,955</u>
320-101 Occupation Permits	<u>3,643</u>	<u>6,465</u>	<u>5,777</u>
Business Licenses/Permits	<u>3,643</u>	<u>6,465</u>	<u>5,777</u>
330-500 Lateral Road Distribution	11,286	11,195	11,150
330-501 Weight Permit Fees	<u>23,418</u>	<u>30,827</u>	<u>26,958</u>
State Shared Revenue	<u>34,704</u>	<u>42,022</u>	<u>38,108</u>
340-501 Motor Vehicle Registration	195,284	186,182	181,866
340-503 MVR-Road & Bridge Fee	229,879	251,170	251,146
340-505 Maintenance Charges	0	0	0
340-601 Waste Disposal Fees	<u>3,041</u>	<u>4,770</u>	<u>3,000</u>
Other Fees	<u>428,204</u>	<u>442,122</u>	<u>436,012</u>
350-111 County Clerk	87,016	96,379	81,817
350-112 District Clerk	45,329	74,549	54,613
350-501 L&W Fines	<u>12,091</u>	<u>8,584</u>	<u>8,500</u>
Fines	<u>144,436</u>	<u>179,512</u>	<u>144,930</u>
360-101 Interest Earnings	<u>1,121</u>	<u>2,277</u>	<u>2,200</u>
Investment Earnings	<u>1,121</u>	<u>2,277</u>	<u>2,200</u>
370-100 Sale of Fixed Assets	1,255	0	0
370-305 Road Material Sales	2,148	200	200
370-401 Refunds, Sundry	<u>45</u>	<u>0</u>	<u>0</u>
Other Revenue	<u>3,448</u>	<u>200</u>	<u>200</u>
Total Revenues	<u>\$ 1,648,791</u>	<u>\$ 1,750,705</u>	<u>\$ 1,750,182</u>

**SAN PATRICIO COUNTY, TEXAS
ROAD & BRIDGE PRECINCT #3
BUDGET 2013**

	2011 <u>ACTUAL</u>	2012 <u>ESTIMATE</u>	2013 <u>BUDGET</u>
723 Road & Bridge Pct. #3			
101 Elected Officials	\$ 59,594	\$ 59,594	\$ 59,594
110 Regular Employees	465,157	403,077	516,317
115 Temporary Employees	25,200	61,786	41,650
185 Phone Allowance	2,400	2,400	3,600
190 Longevity Pay	4,144	4,295	5,179
195 Overtime	28,228	37,352	20,000
210 Group Insurance	104,827	101,123	134,400
220 Social Security Taxes	44,441	43,191	49,445
230 Retirement Contributions	51,859	49,366	66,122
250 Unemployment Insurance	2,739	2,525	4,334
260 Workers' Compensation Ins	15,297	13,066	23,827
Personal Services	<u>803,886</u>	<u>777,775</u>	<u>924,468</u>
312 Conference and Assoc Dues	1,220	1,565	3,000
330 Pre-Employment Physicals	527	650	1,000
336 Engineering/Architectural	1,382	1,500	3,000
410 Utilities	17,441	16,129	20,000
421 Waste Disposal	20,003	20,416	12,000
430 Building Repairs/Maint	0	1,176	2,000
432 Vehicle Repairs/Maint	236	5,326	10,000
434 Equipment Repairs/Maint	44,243	35,567	60,000
442 Vehicle/Equipment Rental	0	2,500	5,000
450 Construction Services	2,000	2,500	5,000
451 Sealcoating	261,718	194,635	260,000
520 Insurance/Bond Premiums	23,319	16,908	35,000
530 Telephone	4,279	4,969	6,000
538 Postage	88	106	100
540 Public Notices	95	80	300
580 Travel	8,263	2,397	7,000
588 Hauling Charges	0	2,500	5,000
598 Misc Services & Charges	10,589	9,684	10,000
Other Services and Charges	<u>395,403</u>	<u>318,608</u>	<u>444,400</u>
602 Repair Materials	222,109	217,353	120,000
604 Repair Parts	31,954	41,217	35,000
608 Signage	10,205	17,107	10,000
610 General Supplies	22,163	11,466	15,000
626 Fuel, Oil, Lubricants	144,767	179,958	140,000
627 Automotive Supplies	14,035	19,583	15,000
650 NCO Furniture/Equipment	0	2,500	5,000
698 Other Supplies	0	619	3,000
Supplies	<u>445,233</u>	<u>489,803</u>	<u>343,000</u>

**SAN PATRICIO COUNTY, TEXAS
ROAD & BRIDGE PRECINCT #3
BUDGET 2013**

	2011 <u>ACTUAL</u>	2012 <u>ESTIMATE</u>	2013 <u>BUDGET</u>
740 Machinery and Equipment	\$ 64,550	\$	\$ 0
Capital Outlay	<u>64,550</u>	<u>0</u>	<u>0</u>
900 Operating Transfers Out			
720 Capital Improvements	0	0	40,000
999 Contingency Transfers	0	0	0
Transfers Out	<u>0</u>	<u>0</u>	<u>40,000</u>
Road & Bridge Pct. #3	<u>\$ 1,709,072</u>	<u>\$ 1,586,186</u>	<u>\$ 1,751,868</u>

**SAN PATRICIO COUNTY, TEXAS
ROAD & BRIDGE PRECINCT #4
BUDGET 2013**

	<u>2011 ACTUAL</u>	<u>2012 ESTIMATE</u>	<u>2013 BUDGET</u>
Beginning Balance	\$ 265,101	\$ 294,656	\$ 343,854
Revenues	836,248	741,518	741,969
Transfers In	<u>0</u>	<u>0</u>	<u>0</u>
Total Revenues and Transfers In	<u>836,248</u>	<u>741,518</u>	<u>741,969</u>
Available Resources	<u>1,101,349</u>	<u>1,036,174</u>	<u>1,085,823</u>
Expenditures	806,693	692,320	685,760
Transfers Out	<u>0</u>	<u>0</u>	<u>56,209</u>
Total Expenditures and Transfer Out	<u>806,693</u>	<u>692,320</u>	<u>741,969</u>
Ending Balance	\$ <u>294,656</u>	\$ <u>343,854</u>	\$ <u>343,854</u>

**SAN PATRICIO COUNTY, TEXAS
ROAD & BRIDGE PRECINCT #4
BUDGET 2013**

	2011 ACTUAL	2012 ESTIMATE	2013 BUDGET
310-110 Ad Valorem - Current	\$ 489,197	\$ 437,015	\$ 455,635
310-120 Ad Valorem - Delinquent	19,182	16,990	17,255
General Property Taxes	<u>508,379</u>	<u>454,005</u>	<u>472,890</u>
320-101 Occupation Permits	1,792	2,723	2,433
Business Licenses/Permits	<u>1,792</u>	<u>2,723</u>	<u>2,433</u>
330-500 Lateral Road Distribution	5,553	4,714	4,695
330-501 Weight Permit Fees	11,522	12,982	11,352
State Shared Revenue	<u>17,075</u>	<u>17,696</u>	<u>16,047</u>
340-501 Motor Vehicle Registration	96,085	78,404	76,586
340-503 MVR-Road & Bridge Fee	113,106	105,771	105,761
340-505 Maintenance Charges	15,000	0	0
Other Fees	<u>224,191</u>	<u>184,175</u>	<u>182,347</u>
350-111 County Clerk	42,814	40,586	34,454
350-112 District Clerk	22,303	31,394	22,998
350-501 L&W Fines	12,091	8,584	8,500
Fines	<u>77,208</u>	<u>80,564</u>	<u>65,952</u>
360-101 Interest Earnings	866	1,515	1,500
Investment Earnings	<u>866</u>	<u>1,515</u>	<u>1,500</u>
370-100 Sale of Fixed Assets	885	0	0
370-101 Insurance Recovery-Assets	0	0	0
370-305 Road Material Sales	2,839	833	800
370-401 Refunds, Sundry	3,013	7	0
Other Revenue	<u>6,737</u>	<u>840</u>	<u>800</u>
Total Revenues	<u>\$ 836,248</u>	<u>\$ 741,518</u>	<u>\$ 741,969</u>

**SAN PATRICIO COUNTY, TEXAS
ROAD & BRIDGE PRECINCT #4
BUDGET 2013**

	2011 <u>ACTUAL</u>	2012 <u>ESTIMATE</u>	2013 <u>BUDGET</u>
724 Road & Bridge Pct. #4			
101 Elected Officials	\$ 59,594	\$ 59,594	\$ 59,594
110 Regular Employees	202,665	200,050	204,250
115 Temporary Employees	2,172	1,772	2,000
185 Phone Allowance	2,400	2,400	2,400
190 Longevity Pay	3,366	3,510	3,725
195 Overtime	15,594	16,270	15,000
210 Group Insurance	40,022	41,972	44,800
220 Social Security Taxes	20,948	20,846	21,954
230 Retirement Contributions	26,107	27,378	29,358
250 Unemployment Insurance	1,133	1,169	1,672
260 Workers' Compensation Ins	6,953	5,865	9,260
Personal Services	<u>380,954</u>	<u>380,826</u>	<u>394,013</u>
312 Conference and Assoc Dues	654	960	2,000
330 Pre-Employment Physicals	173	71	200
336 Engineering/Architectural	0	600	1,200
341 Other Professional Services	0	0	0
410 Utilities	6,025	7,152	6,000
421 Waste Disposal	0	0	1,000
423 Janitorial Service	0	0	1,000
430 Building Repairs/Maint	1,345	1,183	2,000
432 Vehicle Repairs/Maint	2,657	1,508	3,000
434 Equipment Repairs/Maint	22,450	26,032	20,000
442 Vehicle/Equipment Rental	1,080	0	0
450 Construction Services	0	0	0
451 Sealcoating	94,208	55,000	55,000
520 Insurance/Bond Premiums	12,514	8,098	18,000
530 Telephone	3,235	3,831	3,000
538 Postage	88	216	300
540 Public Notices	1,242	382	200
580 Travel	857	3,759	2,000
588 Hauling Charges	0	0	0
598 Misc Services & Charges	3,540	4,700	4,000
Other Services and Charges	<u>150,068</u>	<u>113,492</u>	<u>118,900</u>
602 Repair Materials	121,521	54,760	75,347
604 Repair Parts	7,386	9,745	10,000
608 Signage	4,667	1,991	2,000
610 General Supplies	10,616	9,408	7,000
626 Fuel, Oil, Lubricants	75,500	73,065	60,000
627 Automotive Supplies	20,543	14,686	15,000
650 NCO Furniture/Equipment	3,601	750	1,500
698 Other Supplies	3,171	3,737	2,000
Supplies	<u>247,005</u>	<u>168,142</u>	<u>172,847</u>

**SAN PATRICIO COUNTY, TEXAS
ROAD & BRIDGE PRECINCT #4
BUDGET 2013**

	<u>2011 ACTUAL</u>	<u>2012 ESTIMATE</u>	<u>2013 BUDGET</u>
740 Machinery and Equipment	\$ 28,666	\$ 29,860	\$ 0
Capital Outlay	<u>28,666</u>	<u>29,860</u>	<u>0</u>
900 Operating Transfers Out			
720 Capital Improvements	0	0	32,000
999 Contingency Transfers	<u>0</u>	<u>0</u>	<u>24,209</u>
Operating Transfers Out	<u>0</u>	<u>0</u>	<u>56,209</u>
Road & Bridge Pct. #4	<u>\$ 806,693</u>	<u>\$ 692,320</u>	<u>\$ 741,969</u>

**SAN PATRICIO COUNTY, TEXAS
INDIGENT HEALTH CARE
BUDGET 2013**

	2011 <u>ACTUAL</u>	2012 <u>ESTIMATE</u>	2013 <u>BUDGET</u>
Beginning Balance	\$ 928,815	\$ 678,114	\$ 490,671
Revenues	1,410	1,737	850
Transfers In	<u>0</u>	<u>0</u>	<u>0</u>
Total Revenues and Transfers In	<u>1,410</u>	<u>1,737</u>	<u>850</u>
Available Resources	<u>930,225</u>	<u>679,851</u>	<u>491,521</u>
Expenditures	252,111	189,180	485,500
Transfers Out	<u>0</u>	<u>0</u>	<u>0</u>
Total Expenditures and Transfer Out	<u>252,111</u>	<u>189,180</u>	<u>485,500</u>
Ending Balance	\$ <u><u>678,114</u></u>	\$ <u><u>490,671</u></u>	\$ <u><u>6,021</u></u>

**SAN PATRICIO COUNTY, TEXAS
INDIGENT HEALTH CARE
BUDGET 2013**

	2011 <u>ACTUAL</u>	2012 <u>ESTIMATE</u>	2013 <u>BUDGET</u>
330-371 State IHC Assistance Fund	\$ 0	\$ 0	\$ 0
Grants	<u>0</u>	<u>0</u>	<u>0</u>
360-101 Interest Earnings	<u>1,410</u>	<u>1,737</u>	<u>850</u>
Investment Earnings	<u>1,410</u>	<u>1,737</u>	<u>850</u>
370-401 Refunds, Sundry	0	0	0
390-010 General Fund	<u>0</u>	<u>0</u>	<u>0</u>
Other Revenue and Transfers In	<u>0</u>	<u>0</u>	<u>0</u>
Total Revenue and Transfers In	\$ <u>1,410</u>	\$ <u>1,737</u>	\$ <u>850</u>
760 Indigent Health Care			
331 Physician Services	\$ 50,158	\$ 49,827	\$ 115,000
333 Prescription Drugs	0	0	0
335 Hospital/Medical Services	56,152	49,361	115,000
337 Outpatient Hospital Svcs	85,320	19,035	115,000
338 Lab & X-Ray Services	29,980	27,145	70,000
341 Other Professional Services	1,528	1,259	10,000
345 Skilled Nursing	0	0	500
361 Ambulatory Surgical Center	2,620	3,722	9,000
362 Colostomy Supplies/Equip	0	0	0
363 Dental Care	0	0	0
364 Diabetic Supplies/Equip	0	0	0
365 Durable Medical Equip	0	0	0
366 Hom/Community Health Care	0	0	0
661 Prescription Drugs	23,307	34,745	43,000
662 Diabetic Supplies/Equip	<u>3,046</u>	<u>4,086</u>	<u>8,000</u>
Other Services and Charges	<u>252,111</u>	<u>189,180</u>	<u>485,500</u>
Indigent Health Care	\$ <u>252,111</u>	\$ <u>189,180</u>	\$ <u>485,500</u>

**SAN PATRICIO COUNTY, TEXAS
DISTRICT COURT OPERATING
BUDGET 2013**

	2011 <u>ACTUAL</u>	2012 <u>ESTIMATE</u>	2013 <u>BUDGET</u>
Beginning Balance	\$ 57,839	\$ 58,873	\$ 45,851
Revenues	272,375	275,662	280,681
Transfers In	<u>268,248</u>	<u>264,985</u>	<u>270,059</u>
Total Revenues and Transfers In	<u>540,623</u>	<u>540,647</u>	<u>550,740</u>
Available Resources	<u>598,462</u>	<u>599,520</u>	<u>596,591</u>
Expenditures	539,589	553,669	578,516
Transfers Out	<u>0</u>	<u>0</u>	<u>0</u>
Total Expenditures and Transfer Out	<u>539,589</u>	<u>553,669</u>	<u>578,516</u>
Ending Balance	\$ <u><u>58,873</u></u>	\$ <u><u>45,851</u></u>	\$ <u><u>18,075</u></u>

**SAN PATRICIO COUNTY, TEXAS
DISTRICT COURT OPERATING
BUDGET 2013**

	2011 <u>ACTUAL</u>	2012 <u>ESTIMATE</u>	2013 <u>BUDGET</u>
330-810 P/R Share-Aransas Co.	\$ 89,886	\$ 94,694	\$ 96,507
330-812 P/R Share-Bee Co.	129,290	130,280	132,775
330-814 P/R Share-Live Oak Co.	49,180	47,150	48,053
330-816 P/R Share-McMullen Co.	<u>3,400</u>	<u>2,891</u>	<u>2,946</u>
Shared Revenue with Local Gov'ts	<u>271,756</u>	<u>275,015</u>	<u>280,281</u>
360-101 Interest Earnings	<u>340</u>	<u>508</u>	<u>400</u>
Investment Earnings	<u>340</u>	<u>508</u>	<u>400</u>
370-401 Refunds, Sundry	279	139	0
390-010 General Fund	<u>268,248</u>	<u>264,985</u>	<u>270,059</u>
Other Revenue and Transfers In	<u>268,527</u>	<u>265,124</u>	<u>270,059</u>
Total Revenue and Transfers In	\$ <u>540,623</u>	\$ <u>540,647</u>	\$ <u>550,740</u>

**SAN PATRICIO COUNTY, TEXAS
DISTRICT COURT OPERATING
BUDGET 2013**

	2011 ACTUAL	2012 ESTIMATE	2013 BUDGET
460 District Court			
110 Regular Employees	\$ 378,132	\$ 379,914	\$ 384,814
115 Temporary Employees	0	0	0
190 Longevity Pay	3,137	2,880	3,047
210 Group Insurance	31,752	35,495	44,800
220 Social Security Taxes	28,414	28,446	29,672
230 Retirement Contributions	35,115	37,093	39,678
250 Unemployment Insurance	1,905	1,989	2,870
260 Workers' Compensation Ins	433	1,173	1,996
Personal Services	<u>478,888</u>	<u>486,990</u>	<u>506,877</u>
312 Conference and Assoc Dues	2,314	3,300	5,000
329 Court Reporter Services	0	0	500
330 Pre-Employment Physicals	61	0	100
434 Equipment Repairs/Maint	1,278	350	700
520 Insurance/Bond Premiums	6,193	8,938	9,500
530 Telephone	2,686	1,906	3,000
538 Postage	4,163	4,454	5,500
540 Public Notices	574	0	75
580 Travel	2,465	7,879	9,000
598 Misc Services & Charges	<u>36,798</u>	<u>31,764</u>	<u>31,764</u>
Other Services and Charges	<u>56,532</u>	<u>58,591</u>	<u>65,139</u>
610 General Supplies	3,305	5,588	4,000
650 NCO Furniture/Equipment Supplies	<u>864</u>	<u>2,500</u>	<u>2,500</u>
	<u>4,169</u>	<u>8,088</u>	<u>6,500</u>
740 Machinery and Equipment Capital Outlay	<u>0</u>	<u>0</u>	<u>0</u>
	<u>0</u>	<u>0</u>	<u>0</u>
District Court	<u>\$ 539,589</u>	<u>\$ 553,669</u>	<u>\$ 578,516</u>

**SAN PATRICIO COUNTY, TEXAS
DISTRICT ATTORNEY OPERATING
BUDGET 2013**

	<u>2011 ACTUAL</u>	<u>2012 ESTIMATE</u>	<u>2013 BUDGET</u>
Beginning Balance	\$ <u>21,853</u>	\$ <u>21,837</u>	\$ <u>29,207</u>
Revenues	127,184	134,288	133,365
Transfers In	<u>345,003</u>	<u>350,265</u>	<u>349,988</u>
Total Revenues and Transfers In	<u>472,187</u>	<u>484,553</u>	<u>483,353</u>
Available Resources	<u>494,040</u>	<u>506,390</u>	<u>512,560</u>
Expenditures	472,203	477,183	494,843
Transfers Out	<u>0</u>	<u>0</u>	<u>0</u>
Total Expenditures and Transfer Out	<u>472,203</u>	<u>477,183</u>	<u>494,843</u>
Ending Balance	\$ <u><u>21,837</u></u>	\$ <u><u>29,207</u></u>	\$ <u><u>17,717</u></u>

**SAN PATRICIO COUNTY, TEXAS
DISTRICT ATTORNEY OPERATING
BUDGET 2013**

	2011 <u>ACTUAL</u>	2012 <u>ESTIMATE</u>	2013 <u>BUDGET</u>
330-413 State D. A. Supplement	\$ 0	\$ 0	\$ 0
330-153 Asst Prosecutor Longevity	6,800	7,120	6,320
330-810 P/R Share-Aransas Co.	<u>117,619</u>	<u>127,035</u>	<u>126,945</u>
Shared Revenue with Other Gov'ts	<u>124,419</u>	<u>134,155</u>	<u>133,265</u>
350-201 Other Forfeitures	0	0	0
360-101 Interest Earnings	<u>156</u>	<u>133</u>	<u>100</u>
Investment Earnings	<u>156</u>	<u>133</u>	<u>100</u>
370-401 Refunds, Sundry	2,609	0	0
390-010 General Fund	<u>345,003</u>	<u>350,265</u>	<u>349,988</u>
Other Revenue and Transfers In	<u>347,612</u>	<u>350,265</u>	<u>349,988</u>
Total Revenue and Transfers In	\$ <u><u>472,187</u></u>	\$ <u><u>484,553</u></u>	\$ <u><u>483,353</u></u>

**SAN PATRICIO COUNTY, TEXAS
DISTRICT ATTORNEY OPERATING
BUDGET 2013**

	2011 <u>ACTUAL</u>	2012 <u>ESTIMATE</u>	2013 <u>BUDGET</u>
467 District Attorney			
101 Elected Officials	\$ 9,466	\$ 9,466	\$ 9,466
110 Regular Employees	280,415	278,897	284,627
115 Temporary Employees	0	0	1,000
185 Phone Allowance	3,120	3,120	3,120
190 Longevity Pay	9,356	9,960	9,233
195 Overtime	946	935	0
210 Group Insurance	35,125	37,670	42,042
220 Social Security Taxes	20,899	20,697	23,519
230 Retirement Contributions	28,193	29,498	31,452
250 Unemployment Insurance	1,718	1,547	2,198
260 Workers' Compensation Ins	902	786	1,392
Personal Services	<u>390,140</u>	<u>392,576</u>	<u>408,049</u>
312 Conference and Assoc Dues	2,550	3,450	3,200
321 Court Costs	0	0	100
329 Court Reporter Services	766	2,013	1,500
330 Pre-Employment Physicals	0	0	100
341 Other Professional Services	1,131	1,750	3,500
432 Vehicle Repairs/Maint	1,647	1,181	2,000
434 Equipment Repairs/Maint	1,172	1,196	2,700
520 Insurance/Bond Premiums	16,452	11,281	16,800
530 Telephone	2,978	2,481	3,200
538 Postage	1,879	1,466	1,600
580 Travel	1,502	1,858	1,200
597 Investigative Expense	0	56	100
598 Misc Services & Charges	38,263	37,894	37,894
Other Services and Charges	<u>68,340</u>	<u>64,626</u>	<u>73,894</u>
610 General Supplies	2,693	1,858	3,200
626 Fuel, Oil, Lubricants	10,308	17,773	9,000
627 Automotive Supplies	0	100	200
641 Books, Subscriptions	722	250	500
Supplies	<u>13,723</u>	<u>19,981</u>	<u>12,900</u>
740 Machinery and Equipment	<u>0</u>	<u>0</u>	<u>0</u>
Capital Outlay	<u>0</u>	<u>0</u>	<u>0</u>
District Attorney	\$ <u>472,203</u>	\$ <u>477,183</u>	\$ <u>494,843</u>

**SAN PATRICIO COUNTY, TEXAS
INTOXILIZER PROGRAM
BUDGET 2013**

	2011 <u>ACTUAL</u>	2012 <u>ESTIMATE</u>	2013 <u>BUDGET</u>
Beginning Balance	\$ 4,034	\$ 6,162	\$ 8,613
Revenues	50,094	51,021	51,524
Transfers In	<u>40,970</u>	<u>41,731</u>	<u>42,147</u>
Total Revenues and Transfers In	<u>91,064</u>	<u>92,752</u>	<u>93,671</u>
Available Resources	<u>95,098</u>	<u>98,914</u>	<u>102,284</u>
Expenditures	88,936	90,301	94,895
Transfers Out	<u>0</u>	<u>0</u>	<u>0</u>
Total Expenditures and Transfer Out	<u>88,936</u>	<u>90,301</u>	<u>94,895</u>
Ending Balance	\$ <u><u>6,162</u></u>	\$ <u><u>8,613</u></u>	\$ <u><u>7,389</u></u>

**SAN PATRICIO COUNTY, TEXAS
INTOXILIZER PROGRAM
BUDGET 2013**

	2011 <u>ACTUAL</u>	2012 <u>ESTIMATE</u>	2013 <u>BUDGET</u>
330-605 Local Gov't Contributions	\$ 0	\$ 0	\$ 0
330-810 P/R Share-Aransas Co.	9,105	9,274	9,367
330-818 P/R Share-Nueces Co.	<u>40,970</u>	<u>41,731</u>	<u>42,147</u>
Shared Revenue with Local Gov'ts	<u>50,075</u>	<u>51,005</u>	<u>51,514</u>
360-101 Interest Earnings	<u>19</u>	<u>16</u>	<u>10</u>
Investment Earnings	<u>19</u>	<u>16</u>	<u>10</u>
370-401 Refunds, Sundry		0	0
390-010 General Fund	<u>40,970</u>	<u>41,731</u>	<u>42,147</u>
Other Revenue and Transfers In	<u>40,970</u>	<u>41,731</u>	<u>42,147</u>
Total Revenue and Transfers In	\$ <u>91,064</u>	\$ <u>92,752</u>	\$ <u>93,671</u>

**SAN PATRICIO COUNTY, TEXAS
INTOXILIZER PROGRAM
BUDGET 2013**

	2011 <u>ACTUAL</u>	2012 <u>ESTIMATE</u>	2013 <u>BUDGET</u>
666 Intoxilizer Program			
110 Regular Employees	\$ 63,276	\$ 63,276	\$ 63,976
185 Phone Allowance	480	480	480
190 Longevity Pay	459	486	531
210 Group Insurance	5,426	5,819	6,400
220 Social Security Taxes	4,912	4,914	4,972
230 Retirement Contributions	5,914	6,225	6,648
250 Unemployment Insurance	321	337	481
260 Workers' Compensation Ins	304	188	334
Personal Services	<u>81,092</u>	<u>81,725</u>	<u>83,822</u>
312 Conference and Assoc Dues	150	150	150
434 Equipment Repairs/Maint	843	300	600
520 Insurance/Bond Premiums	658	637	1,000
530 Telephone	0	0	0
538 Postage	44	25	50
580 Travel	2,111	2,696	4,255
598 Misc Services & Charges	3,588	4,518	4,518
Other Services and Charges	<u>7,394</u>	<u>8,326</u>	<u>10,573</u>
610 General Supplies	450	250	500
650 NCO Furniture/Equipment	0	0	0
Supplies	<u>450</u>	<u>250</u>	<u>500</u>
740 Machinery and Equipment	0	0	0
Capital Outlay	<u>0</u>	<u>0</u>	<u>0</u>
Intoxilizer Program	\$ <u>88,936</u>	\$ <u>90,301</u>	\$ <u>94,895</u>

**SAN PATRICIO COUNTY, TEXAS
WOMEN, INFANTS AND CHILDREN PROGRAM
BUDGET 2013**

	2011 <u>ACTUAL</u>	2012 <u>ESTIMATE</u>	2013 <u>BUDGET</u>
Beginning Balance	\$ <u>63,045</u>	\$ <u>55,379</u>	\$ <u>31,233</u>
Revenues	499,256	463,449	543,471
Transfers In	<u>0</u>	<u>0</u>	<u>0</u>
Total Revenues and Transfers In	<u>499,256</u>	<u>463,449</u>	<u>543,471</u>
Available Resources	<u>562,301</u>	<u>518,828</u>	<u>574,704</u>
Expenditures	506,922	487,595	543,471
Transfers Out	<u>0</u>	<u>0</u>	<u>0</u>
Total Expenditures and Transfer Out	<u>506,922</u>	<u>487,595</u>	<u>543,471</u>
Ending Balance	\$ <u><u>55,379</u></u>	\$ <u><u>31,233</u></u>	\$ <u><u>31,233</u></u>

**SAN PATRICIO COUNTY, TEXAS
WOMEN, INFANTS AND CHILDREN PROGRAM
BUDGET 2013**

	2011 <u>ACTUAL</u>	2012 <u>ESTIMATE</u>	2013 <u>BUDGET</u>
330-565 WIC Grant	\$ 498,919	\$ 463,449	\$ 543,471
360-101 Interest Earnings	0	0	0
370-401 Refunds, Sundry	<u>337</u>	<u>0</u>	<u>0</u>
Total Revenue	\$ <u>499,256</u>	\$ <u>463,449</u>	\$ <u>543,471</u>
748 W I C			
110 Regular Employees	\$ 317,469	\$ 298,049	\$ 317,827
115 Temporary Employees	0	0	17,200
185 Phone Allowance	600	600	600
190 Longevity Pay	2,020	2,153	4,277
195 Overtime	2,481	4,790	8,000
210 Group Insurance	58,643	58,599	83,200
220 Social Security Taxes	23,895	22,782	26,613
230 Retirement Contributions	29,709	29,604	35,590
250 Unemployment Insurance	1,775	1,640	2,574
260 Workers' Compensation Ins	650	372	670
Personal Services	<u>437,242</u>	<u>418,589</u>	<u>496,551</u>
312 Conference and Assoc Dues	5,433	3,300	4,000
330 Pre-Employment Physicals	0	0	150
341 Other Professional Services	14,053	13,874	10,000
410 Utilities	4,418	2,415	0
421 Waste Disposal	0	0	0
430 Building Repairs/Maint	0	0	0
434 Equipment Repairs/Maint	1,063	1,584	1,320
441 Building/Office Rental	1,920	1,920	1,920
450 Construction Services	0	0	0
520 Insurance/Bond Premiums	0	0	0
530 Telephone	4,469	4,102	6,000
538 Postage	1,647	336	1,500
540 Public Notices	0	715	1,430
580 Travel	13,242	19,716	12,000
598 Misc Services & Charges	3,041	3,076	100
Other Services and Charges	<u>49,286</u>	<u>51,038</u>	<u>38,420</u>
610 General Supplies	10,096	16,468	5,500
650 NCO Furniture/Equipment	0	0	0
698 Other Supplies	10,298	1,500	3,000
Supplies	<u>20,394</u>	<u>17,968</u>	<u>8,500</u>
740 Machinery and Equipment	<u>0</u>	<u>0</u>	<u>0</u>
Capital Outlay	<u>0</u>	<u>0</u>	<u>0</u>
WIC	\$ <u>506,922</u>	\$ <u>487,595</u>	\$ <u>543,471</u>

**SAN PATRICIO COUNTY, TEXAS
LAW LIBRARY
BUDGET 2013**

	2011 <u>ACTUAL</u>	2012 <u>ESTIMATE</u>	2013 <u>BUDGET</u>
Beginning Balance	\$ 55,338	\$ 37,897	\$ 23,429
Revenues	63,762	67,435	65,500
Transfers In	<u>0</u>	<u>0</u>	<u>0</u>
Total Revenues and Transfers In	<u>63,762</u>	<u>67,435</u>	<u>65,500</u>
Available Resources	<u>119,100</u>	<u>105,332</u>	<u>88,929</u>
Expenditures	81,203	81,903	87,525
Transfers Out	<u>0</u>	<u>0</u>	<u>0</u>
Total Expenditures and Transfer Out	<u>81,203</u>	<u>81,903</u>	<u>87,525</u>
Ending Balance	\$ <u><u>37,897</u></u>	\$ <u><u>23,429</u></u>	\$ <u><u>1,404</u></u>

**SAN PATRICIO COUNTY, TEXAS
LAW LIBRARY
BUDGET 2013**

	2011 ACTUAL	2012 ESTIMATE	2013 BUDGET
340-317 Law Library-County Clerk	\$ 39,104	\$ 41,792	\$ 40,400
340-319 Law Library-Dist Clerk	24,562	25,526	25,000
360-101 Interest Earnings	96	117	100
390-010 General Fund	<u>0</u>	<u>0</u>	<u>0</u>
Total Revenue	\$ <u>63,762</u>	\$ <u>67,435</u>	\$ <u>65,500</u>
480 Law Library			
110 Regular Employees	\$ 4,612	\$ 4,612	\$ 4,611
115 Temporary Employees	0	0	0
190 Longevity Pay	0	0	0
210 Group Insurance	1034	1,098	1,280
220 Social Security Taxes	353	353	353
230 Retirement Contributions	425	447	472
250 Unemployment Insurance	0	0	34
260 Workers' Compensation Ins	12	11	19
Personal Services	<u>6,436</u>	<u>6,521</u>	<u>6,769</u>
520 Insurance/Bond Premiums	128	102	256
540 Public Notices	0	0	200
598 Misc Services & Charges	0	0	200
Other Services and Charges	<u>128</u>	<u>102</u>	<u>656</u>
610 General Supplies	0	0	100
641 Books, Subscriptions	74,639	75,280	75,000
650 NCO Furniture/Equipment	0	0	5,000
Supplies	<u>74,639</u>	<u>75,280</u>	<u>80,100</u>
740 Machinery and Equipment	<u>0</u>	<u>0</u>	<u>0</u>
Capital Outlay	<u>0</u>	<u>0</u>	<u>0</u>
Law Library	\$ <u>81,203</u>	\$ <u>81,903</u>	\$ <u>87,525</u>

**SAN PATRICIO COUNTY, TEXAS
COURTHOUSE SECURITY FUND
BUDGET 2013**

	2011 <u>ACTUAL</u>	2012 <u>ESTIMATE</u>	2013 <u>BUDGET</u>
Beginning Balance	\$ <u>584,066</u>	\$ <u>602,168</u>	\$ <u>572,592</u>
Revenues	58,867	61,935	60,200
Transfers In	<u>0</u>	<u>0</u>	<u>0</u>
Total Revenues and Transfers In	<u>58,867</u>	<u>61,935</u>	<u>60,200</u>
Available Resources	<u>642,933</u>	<u>664,103</u>	<u>632,792</u>
Expenditures	40,765	91,511	149,770
Transfers Out	<u>0</u>	<u>0</u>	<u>0</u>
Total Expenditures and Transfer Out	<u>40,765</u>	<u>91,511</u>	<u>149,770</u>
Ending Balance	\$ <u><u>602,168</u></u>	\$ <u><u>572,592</u></u>	\$ <u><u>483,022</u></u>

**SAN PATRICIO COUNTY, TEXAS
COURTHOUSE SECURITY FUND
BUDGET 2013**

	2011 <u>ACTUAL</u>	2012 <u>ESTIMATE</u>	2013 <u>BUDGET</u>
340-106 County Clerk	\$ 13,809	\$ 15,563	\$ 14,600
340-112 District Clerk	5,230	5,132	5,100
340-113 Justice Courts	38,857	39,754	39,300
360-101 Interest Earnings	<u>971</u>	<u>1,486</u>	<u>1,200</u>
Total Revenue	\$ <u>58,867</u>	\$ <u>61,935</u>	\$ <u>60,200</u>
670 Courthouse Security			
110 Regular Employees	\$ 28,576	\$ 28,733	\$ 29,433
190 Longevity Pay	267	288	267
195 Overtime	92	272	0
210 Group Insurance	4,493	4,833	6,400
220 Social Security Taxes	2,213	2,241	2,272
230 Retirement Contributions	2,665	2,838	3,038
250 Unemployment Insurance	191	202	220
260 Workers' Compensation Ins	435	416	740
Personal Services	<u>38,932</u>	<u>39,823</u>	<u>42,370</u>
312 Conference and Assoc Dues	189	72	950
434 Equipment Repairs/Maint	160	50	4,000
442 Vehicle/Equipment Rental	0	0	0
520 Insurance/Bond Premiums	324	279	1,000
580 Travel	0	375	750
598 Misc Services & Charges	0	0	0
Other Services and Charges	<u>673</u>	<u>776</u>	<u>6,700</u>
610 General Supplies	1,160	912	700
650 NCO Furniture/Equipment	0	50,000	100,000
Supplies	<u>1,160</u>	<u>50,912</u>	<u>100,700</u>
740 Machinery and Equipment	0	0	0
Capital Outlay	<u>0</u>	<u>0</u>	<u>0</u>
Courthouse Security	\$ <u>40,765</u>	\$ <u>91,511</u>	\$ <u>149,770</u>

**SAN PATRICIO COUNTY, TEXAS
RECORDS MANAGEMENT FUND
BUDGET 2013**

	2011 <u>ACTUAL</u>	2012 <u>ESTIMATE</u>	2013 <u>BUDGET</u>
Beginning Balance	\$ 845,563	\$ 763,151	\$ 689,943
Revenues	138,399	155,902	147,000
Transfers In	<u>0</u>	<u>0</u>	<u>0</u>
Total Revenues and Transfers In	<u>138,399</u>	<u>155,902</u>	<u>147,000</u>
Available Resources	<u>983,962</u>	<u>919,053</u>	<u>836,943</u>
Expenditures	220,811	229,110	733,505
Transfers Out	<u>0</u>	<u>0</u>	<u>0</u>
Total Expenditures and Transfer Out	<u>220,811</u>	<u>229,110</u>	<u>733,505</u>
Ending Balance	\$ <u><u>763,151</u></u>	\$ <u><u>689,943</u></u>	\$ <u><u>103,438</u></u>

**SAN PATRICIO COUNTY, TEXAS
RECORDS MANAGEMENT FUND
BUDGET 2013**

	2011 ACTUAL	2012 ESTIMATE	2013 BUDGET
340-325 Records Mgmt - County Clerk	\$ 7,758	\$ 9,461	\$ 8,600
340-326 Records Mgmt - District Clerk	16,696	19,064	17,800
340-327 Rec Mgmt - County Clerk - Special	53,066	57,259	55,100
340-328 Co Clerk Records Archive Fee	44,440	50,705	47,500
340-329 Digital Record Preservation	3,950	5,243	4,500
340-330 Digital Record Preservation	7,470	8,310	7,800
340-331 Dist Clerk Archive Fee	3,708	3,957	3,800
360-101 Interest Earnings	1,311	1,903	1,900
390-010 General Fund	<u>0</u>	<u>0</u>	<u>0</u>
Total Revenue	\$ <u>138,399</u>	\$ <u>155,902</u>	\$ <u>147,000</u>
403 County Clerk			
110 Regular Employees	\$ 37,391	\$ 37,278	\$ 38,791
115 Temporary Employees	0	0	0
190 Longevity Pay	241	288	386
195 Overtime	570	983	0
210 Group Insurance	10,851	11,637	12,800
220 Social Security Taxes	2,923	2,923	2,997
230 Retirement Contributions	3,518	3,702	4,008
250 Unemployment Insurance	190	201	290
260 Workers' Compensation Ins	60	110	202
Personal Services	<u>55,744</u>	<u>57,122</u>	<u>59,474</u>
312 Conference and Assoc Dues	0	250	500
341 Other Professional Services	778	75,000	150,000
410 Utilities	52	2,554	6,000
434 Equipment Repairs/Maint	27,644	12,500	25,000
450 Construction Services	85,206	0	0
520 Insurance/Bond Premiums	671	624	500
580 Travel	631	350	700
598 Misc Services & Charges	44	17,500	35,000
Other Services and Charges	<u>115,026</u>	<u>108,778</u>	<u>217,700</u>
610 General Supplies	1,089	21,461	40,000
Supplies	<u>1,089</u>	<u>21,461</u>	<u>40,000</u>
740 Machinery and Equipment	23,589	5,800	5,800
Capital Outlay	<u>23,589</u>	<u>5,800</u>	<u>5,800</u>
County Clerk	<u>195,448</u>	<u>193,161</u>	<u>322,974</u>
404 Records Archive/Preservation			
341 Other Professional Services	<u>0</u>	<u>0</u>	<u>356,000</u>
Other Services and Charges	<u>0</u>	<u>0</u>	<u>356,000</u>
Records Archive/Preservation	<u>0</u>	<u>0</u>	<u>356,000</u>

**SAN PATRICIO COUNTY, TEXAS
RECORDS MANAGEMENT FUND
BUDGET 2013**

	2011 <u>ACTUAL</u>	2012 <u>ESTIMATE</u>	2013 <u>BUDGET</u>
465 District Clerk			
110 Regular Employees	\$ 16,600	\$ 16,640	17,340
190 Longevity Pay	24	48	96
195 Overtime	248	313	300
210 Group Insurance	5,426	5,819	6,400
220 Social Security Taxes	1,291	1,268	1,357
230 Retirement Contributions	1,554	1,643	1,815
250 Unemployment Insurance	82	89	131
260 Workers' Compensation Ins	19	50	92
Personal Services	<u>25,244</u>	<u>25,870</u>	<u>27,531</u>
312 Conference and Assoc Dues	0	0	0
434 Equipment Repairs/Maint	0	0	0
520 Insurance/Bond Premiums	119	116	0
580 Travel	0	0	0
598 Misc Services & Charges	0	9,963	20,000
Other Services and Charges	<u>119</u>	<u>10,079</u>	<u>20,000</u>
610 General Supplies	0	0	0
650 NCO Furniture/Equipment Supplies	<u>0</u>	<u>0</u>	<u>0</u>
740 Machinery and Equipment Capital Outlay	<u>0</u>	<u>0</u>	<u>0</u>
District Clerk	<u>25,363</u>	<u>35,949</u>	<u>47,531</u>
466 Records Archive/Preservation			
341 Other Professional Services	0	0	7,000
Other Services and Charges	<u>0</u>	<u>0</u>	<u>7,000</u>
Records Archive/Preservation	<u>0</u>	<u>0</u>	<u>7,000</u>
Records Management Fund	<u>\$ 220,811</u>	<u>\$ 229,110</u>	<u>\$ 733,505</u>

**SAN PATRICIO COUNTY, TEXAS
JUSTICE COURT TECHNOLOGY FEE FUND
BUDGET 2013**

	2011 <u>ACTUAL</u>	2012 <u>ESTIMATE</u>	2013 <u>BUDGET</u>
Beginning Balance	\$ <u>152,283</u>	\$ <u>123,578</u>	\$ <u>110,049</u>
Revenues	45,347	41,045	43,050
Transfers In	<u>0</u>	<u>0</u>	<u>0</u>
Total Revenues and Transfers In	<u>45,347</u>	<u>41,045</u>	<u>43,050</u>
Available Resources	<u>197,630</u>	<u>164,623</u>	<u>153,099</u>
Expenditures	74,052	54,574	78,613
Transfers Out	<u>0</u>	<u>0</u>	<u>0</u>
Total Expenditures and Transfer Out	<u>74,052</u>	<u>54,574</u>	<u>78,613</u>
Ending Balance	\$ <u><u>123,578</u></u>	\$ <u><u>110,049</u></u>	\$ <u><u>74,486</u></u>

**SAN PATRICIO COUNTY, TEXAS
JUSTICE COURT TECHNOLOGY FEE FUND
BUDGET 2013**

	2011 <u>ACTUAL</u>	2012 <u>ESTIMATE</u>	2013 <u>BUDGET</u>
340-302 Justice Court Technolog Fee	\$ 38,307	\$ 32,433	\$ 35,300
340-331 County Clerk Technology Fee	6,088	7,387	6,700
340-332 District Clerk Technology Fee	<u>703</u>	<u>911</u>	<u>800</u>
Total Charges for Services	<u>45,098</u>	<u>40,731</u>	<u>42,800</u>
360-101 Interest Earnings	<u>249</u>	<u>314</u>	<u>250</u>
Investment Earnings	<u>249</u>	<u>314</u>	<u>250</u>
Total Revenue	\$ <u>45,347</u>	\$ <u>41,045</u>	\$ <u>43,050</u>
479 Justices of the Peace			
312 Conference and Assoc Dues	\$ 0	\$ 0	\$ 0
434 Equipment Repairs/Maint	14,687	50,000	25,000
530 Telephone	0	0	45,613
580 Travel	0	0	0
598 Misc Services & Charges	<u>35,406</u>	<u>0</u>	<u>0</u>
Other Services and Charges	<u>50,093</u>	<u>50,000</u>	<u>70,613</u>
610 General Supplies	1,812	2,952	3,000
650 NCO Furniture/Equipment	<u>22,147</u>	<u>1,622</u>	<u>5,000</u>
Supplies	<u>23,959</u>	<u>4,574</u>	<u>8,000</u>
740 Machinery and Equipment	<u>0</u>	<u>0</u>	<u>0</u>
Capital Outlay	<u>0</u>	<u>0</u>	<u>0</u>
Justices of the Peace	\$ <u>74,052</u>	\$ <u>54,574</u>	\$ <u>78,613</u>

**SAN PATRICIO COUNTY, TEXAS
COURT REPORTER SERVICE FUND
BUDGET 2013**

	2011 <u>ACTUAL</u>	2012 <u>ESTIMATE</u>	2013 <u>BUDGET</u>
Beginning Balance	\$ 68,151	\$ 77,451	\$ 60,544
Revenues	14,411	16,980	15,550
Transfers In	<u>0</u>	<u>0</u>	<u>0</u>
Total Revenues and Transfers In	<u>14,411</u>	<u>16,980</u>	<u>15,550</u>
Available Resources	<u>82,562</u>	<u>94,431</u>	<u>76,094</u>
Expenditures	5,111	33,887	76,000
Transfers Out	<u>0</u>	<u>0</u>	<u>0</u>
Total Expenditures and Transfer Out	<u>5,111</u>	<u>33,887</u>	<u>76,000</u>
Ending Balance	\$ <u>77,451</u>	\$ <u>60,544</u>	\$ <u>94</u>

**SAN PATRICIO COUNTY, TEXAS
COURT REPORTER SERVICE FUND
BUDGET 2013**

	2011 <u>ACTUAL</u>	2012 <u>ESTIMATE</u>	2013 <u>BUDGET</u>
340-106 County Clerk	\$ 4,316	\$ 6,441	\$ 5,300
340-112 District Clerk	<u>9,976</u>	<u>10,351</u>	<u>10,100</u>
Total Charges for Services	<u>14,292</u>	<u>16,792</u>	<u>15,400</u>
360-101 Interest Earnings	<u>119</u>	<u>188</u>	<u>150</u>
Investment Earnings	<u>119</u>	<u>188</u>	<u>150</u>
370-401 Refunds, Sundry	<u>0</u>	<u>0</u>	<u>0</u>
Other Revenue & Transfers In	<u>0</u>	<u>0</u>	<u>0</u>
Total Revenue	<u>\$ 14,411</u>	<u>\$ 16,980</u>	<u>\$ 15,550</u>
450 County Court			
321 Court Costs	\$ 0	\$ 0	\$ 1,000
329 Court Reporter Services	<u>2,000</u>	<u>12,500</u>	<u>25,000</u>
Other Services and Charges	<u>2,000</u>	<u>12,500</u>	<u>26,000</u>
460 District Court			
321 Court Costs	0	0	1,000
329 Court Reporter Services	<u>3,111</u>	<u>21,387</u>	<u>49,000</u>
Other Services and Charges	<u>3,111</u>	<u>21,387</u>	<u>50,000</u>
District Court	<u>\$ 5,111</u>	<u>\$ 33,887</u>	<u>\$ 76,000</u>

**SAN PATRICIO COUNTY, TEXAS
COASTAL BEND COG GRANT
BUDGET 2013**

	2011 <u>ACTUAL</u>	2012 <u>ESTIMATE</u>	2013 <u>BUDGET</u>
Beginning Balance	\$ <u>179,899</u>	\$ <u>400,898</u>	\$ <u>63,070</u>
Revenues	305,303	982	700
Transfers In	<u>0</u>	<u>0</u>	<u>0</u>
Total Revenues and Transfers In	<u>305,303</u>	<u>982</u>	<u>700</u>
Available Resources	<u>485,202</u>	<u>401,880</u>	<u>63,770</u>
Expenditures	84,304	38,810	63,000
Transfers Out	<u>0</u>	<u>300,000</u>	<u>0</u>
Total Expenditures and Transfer Out	<u>84,304</u>	<u>338,810</u>	<u>63,000</u>
Ending Balance	\$ <u><u>400,898</u></u>	\$ <u><u>63,070</u></u>	\$ <u><u>770</u></u>

**SAN PATRICIO COUNTY, TEXAS
COASTAL BEND COG GRANT
BUDGET 2013**

	2011 <u>ACTUAL</u>	2012 <u>ESTIMATE</u>	2013 <u>BUDGET</u>
330-276 SHS Grant	\$ 0	\$ 0	\$ 0
330-362 Coastal Bend COG-911 Funding	<u>304,689</u>	<u>0</u>	<u>0</u>
Total Charges for Services	<u>304,689</u>	<u>0</u>	<u>0</u>
360-101 Interest Earnings	<u>614</u>	<u>982</u>	<u>700</u>
Investment Earnings	<u>614</u>	<u>982</u>	<u>700</u>
Total Revenue	\$ <u>305,303</u>	\$ <u>982</u>	\$ <u>700</u>
660 County Sheriff			
115 Temporary Employees	\$ 0	\$ 0	\$ 0
195 Overtime	0	0	0
220 Social Security Taxes	0	0	0
230 Retirement Contributions	0	0	0
250 Unemployment Insurance	0	0	0
260 Workers' Compensation Ins	<u>0</u>	<u>0</u>	<u>0</u>
312 Conference and Assoc Dues	0	0	2,000
434 Equipment Repairs/Maint	0	0	2,000
450 Construction Services	0	0	0
530 Telephone	158	0	1,000
580 Travel	864	0	2,000
598 Misc Services & Charges	<u>6,265</u>	<u>0</u>	<u>10,000</u>
Other Services and Charges	<u>7,287</u>	<u>0</u>	<u>17,000</u>
610 General Supplies	2,428	22,271	5,000
650 NCO Furniture/Equipment	<u>74,589</u>	<u>16,539</u>	<u>16,000</u>
Supplies	<u>77,017</u>	<u>38,810</u>	<u>21,000</u>
740 Machinery and Equipment		<u>0</u>	<u>25,000</u>
Capital Outlay	<u>0</u>	<u>0</u>	<u>25,000</u>
900 Operating Transfers Out			
010 General Fund	<u>0</u>	<u>300,000</u>	<u>0</u>
Operating Transfers Out	<u>0</u>	<u>300,000</u>	<u>0</u>
County Sheriff	\$ <u>84,304</u>	\$ <u>338,810</u>	\$ <u>63,000</u>

**SAN PATRICIO COUNTY, TEXAS
COMMUNICATIONS SYSTEM
BUDGET 2013**

	2011 <u>ACTUAL</u>	2012 <u>ESTIMATE</u>	2013 <u>BUDGET</u>
Beginning Balance	\$ <u>141,743</u>	\$ <u>208,250</u>	\$ <u>266,548</u>
Revenues	82,855	89,747	86,200
Transfers In	<u>0</u>	<u>0</u>	<u>0</u>
Total Revenues and Transfers In	<u>82,855</u>	<u>89,747</u>	<u>86,200</u>
Available Resources	<u>224,598</u>	<u>297,997</u>	<u>352,748</u>
Expenditures	16,348	31,449	350,000
Transfers Out	<u>0</u>	<u>0</u>	<u>0</u>
Total Expenditures and Transfer Out	<u>16,348</u>	<u>31,449</u>	<u>350,000</u>
Ending Balance	\$ <u><u>208,250</u></u>	\$ <u><u>266,548</u></u>	\$ <u><u>2,748</u></u>

**SAN PATRICIO COUNTY, TEXAS
COMMUNICATIONS SYSTEM
BUDGET 2013**

	2011 <u>ACTUAL</u>	2012 <u>ESTIMATE</u>	2013 <u>BUDGET</u>
340-405 Radio Maintenance Fee	\$ 82,575	\$ 89,190	\$ 85,800
Total Charges for Services	<u>82,575</u>	<u>89,190</u>	<u>85,800</u>
360-101 Interest Earnings	280	557	400
Investment Earnings	<u>280</u>	<u>557</u>	<u>400</u>
390-010 General Fund	0	0	0
Other Revenue & Transfers In	<u>0</u>	<u>0</u>	<u>0</u>
Total Revenue	<u>\$ 82,855</u>	<u>\$ 89,747</u>	<u>\$ 86,200</u>
665 Communications System			
434 Equipment Repairs/Maint	\$ 15,720	\$ 6,498	\$ 75,000
450 Construction Services	0	0	100,000
598 Misc Services & Charges	550	2,162	25,000
Other Services and Charges	<u>16,270</u>	<u>8,660</u>	<u>200,000</u>
610 General Supplies	78	3,026	20,000
650 NCO Furniture/Equipment	0	12,500	50,000
Supplies	<u>78</u>	<u>15,526</u>	<u>70,000</u>
740 Machinery and Equipment	0	7,263	80,000
Capital Outlay	<u>0</u>	<u>7,263</u>	<u>80,000</u>
Communications System	<u>\$ 16,348</u>	<u>\$ 31,449</u>	<u>\$ 350,000</u>

**SAN PATRICIO COUNTY, TEXAS
SAN PATRICIO COUNTY AIRPORT FUND
BUDGET 2013**

	2011 <u>ACTUAL</u>	2012 <u>ESTIMATE</u>	2013 <u>BUDGET</u>
Beginning Balance	\$ 640,530	\$ 492,466	\$ 271,108
Revenues	276,053	324,740	394,000
Transfers In	<u>0</u>	<u>0</u>	<u>40,000</u>
Total Revenues and Transfers In	<u>276,053</u>	<u>324,740</u>	<u>434,000</u>
Available Resources	<u>916,583</u>	<u>817,206</u>	<u>705,108</u>
Expenditures	424,117	546,098	696,732
Transfers Out	<u>0</u>	<u>0</u>	<u>0</u>
Total Expenditures and Transfer Out	<u>424,117</u>	<u>546,098</u>	<u>696,732</u>
Ending Balance	\$ <u><u>492,466</u></u>	\$ <u><u>271,108</u></u>	\$ <u><u>8,376</u></u>

**SAN PATRICIO COUNTY, TEXAS
SAN PATRICIO COUNTY AIRPORT FUND
BUDGET 2013**

	2011 <u>ACTUAL</u>	2012 <u>ESTIMATE</u>	2013 <u>BUDGET</u>
330-295 TXDOT Grant	\$ 0	\$ 0	\$ 0
360-101 Interest Earnings	955	1,157	1,000
370-100 Sale of Fixed Assets	0	0	0
370-201 Rental Income	28,274	43,547	43,000
370-307 Fuel Sales	239,900	279,291	350,000
370-401 Refunds, Sundry	6,924	745	0
390-010 General Fund	<u>0</u>	<u>0</u>	<u>40,000</u>
Total Revenue and Transfers In	\$ <u>276,053</u>	\$ <u>324,740</u>	\$ <u>434,000</u>
732 Sinton Airport			
115 Temporary Employees	\$ 0	\$ 0	\$ 0
185 Phone Allowance	0	0	0
190 Longevity Pay	0	0	0
210 Group Insurance	0	0	0
220 Social Security Taxes	0	0	0
230 Retirement Contributions	0	0	0
250 Unemployment Insurance	0	0	0
260 Workers' Compensation Ins	0	0	0
Personal Services	<u>0</u>	<u>0</u>	<u>0</u>
330 Pre-Employment Physicals	0	0	0
336 Engineering/Architectural	943	0	0
410 Utilities	6,368	6,810	6,400
421 Waste Disposal	0	0	500
424 Grounds Maintenance	5,944	5,944	6,000
430 Building Repairs/Maint	994	1,000	1,000
434 Equipment Repairs/Maint	0	3,313	6,000
450 Construction Services	0	0	0
451 Sealcoating	0	0	1,000
520 Insurance/Bond Premiums	7,007	10,905	7,007
530 Telephone	166	621	600
540 Public Notices	0	0	200
598 Misc Services & Charges	1,136	1,000	1,100
<i>Other Services and Charges</i>	<u>22,558</u>	<u>29,593</u>	<u>29,807</u>
602 Repair Materials	0	4,454	600
608 Signage	0	0	0
610 General Supplies	0	516	500
698 Other Supplies	0	0	0
<i>Supplies</i>	<u>0</u>	<u>4,970</u>	<u>1,100</u>
740 Machinery and Equipment	<u>0</u>	<u>0</u>	<u>60,000</u>
<i>Capital Outlay</i>	<u>0</u>	<u>0</u>	<u>60,000</u>
Sinton Airport	<u>22,558</u>	<u>34,563</u>	<u>90,907</u>

**SAN PATRICIO COUNTY, TEXAS
SAN PATRICIO COUNTY AIRPORT FUND
BUDGET 2013**

	2011 <u>ACTUAL</u>	2012 <u>ESTIMATE</u>	2013 <u>BUDGET</u>
734 T. P. McCampbell Airport			
110 Regular Employees	\$ 46,960	\$ 39,071	\$ 29,700
115 Temporary Employees	1,875	1,500	5,000
185 Phone Allowance	600	600	600
190 Longevity Pay	54	72	126
195 Overtime	1,228	522	3,500
210 Group Insurance	5,426	5,819	6,400
220 Social Security Taxes	3,906	3,086	2,979
230 Retirement Contributions	4,530	3,909	3,983
250 Unemployment Insurance	222	271	288
260 Workers' Compensation Ins	1,728	292	1,796
Personal Services	<u>66,529</u>	<u>55,142</u>	<u>54,372</u>
312 Conference and Assoc Dues	333	175	303
336 Engineering/Architectural	0	18,431	25,000
341 Other Professional Services	0	0	0
410 Utilities	15,592	11,044	15,000
424 Grounds Maintenance	2,893	3,765	3,000
430 Building Repairs/Maint	10,509	4,788	3,000
432 Vehicle Repairs/Maint	418	885	500
434 Equipment Repairs/Maint	17,814	5,135	10,000
442 Vehicle/Equipment Rental	97	500	1,000
450 Construction Services	0	64,079	100,000
451 Sealcoating	0	5,000	10,000
520 Insurance/Bond Premiums	8,989	8,729	6,500
530 Telephone	3,134	1,082	3,800
538 Postage	88	25	50
540 Public Notices	73	100	200
580 Travel	797	1,853	1,000
588 Hauling Charges	0	0	0
598 Misc Services & Charges	3,399	4,985	5,000
<i>Other Services and Charges</i>	<u>64,136</u>	<u>130,576</u>	<u>184,353</u>
602 Repair Materials	0	2,961	5,000
604 Repair Parts	2,792	3,684	2,000
608 Signage	579	23	1,000
610 General Supplies	7,061	4,120	5,000
626 Fuel, Oil, Lubricants	216,273	310,481	350,000
641 Books, Subscriptions	0	0	100
650 NCO Furniture/Equipment	1,761	3,000	1,000
698 Other Supplies	2,928	1,548	3,000
<i>Supplies</i>	<u>231,394</u>	<u>325,817</u>	<u>367,100</u>
740 Machinery and Equipment	39,500	0	0
<i>Capital Outlay</i>	<u>39,500</u>	<u>0</u>	<u>0</u>
T. P. McCampbell Airport	<u>401,559</u>	<u>511,535</u>	<u>605,825</u>
San Patricio County Airport Fund	<u>\$ 424,117</u>	<u>\$ 546,098</u>	<u>\$ 696,732</u>

CAPITAL PROJECTS FUNDS


Capital Projects Funds are used to account for the acquisition and construction of major capital facilities other than those financed by Enterprise Funds.

**SAN PATRICIO COUNTY, TEXAS
RIGHT-OF-WAY
BUDGET 2013**

	2011 <u>ACTUAL</u>	2012 <u>ESTIMATE</u>	2013 <u>BUDGET</u>
Beginning Balance	\$ 1,285,884	\$ 644,486	\$ 488,005
Revenues	1,854	22,749	1,200
Transfers In	<u>0</u>	<u>0</u>	<u>0</u>
Total Revenues and Transfers In	<u>1,854</u>	<u>22,749</u>	<u>1,200</u>
Available Resources	<u>1,287,738</u>	<u>667,235</u>	<u>489,205</u>
Expenditures	93,252	179,230	319,287
Transfers Out	<u>550,000</u>	<u>0</u>	<u>0</u>
Total Expenditures and Transfer Out	<u>643,252</u>	<u>179,230</u>	<u>319,287</u>
Ending Balance	\$ <u><u>644,486</u></u>	\$ <u><u>488,005</u></u>	\$ <u><u>169,918</u></u>

**SAN PATRICIO COUNTY, TEXAS
RIGHT-OF-WAY
BUDGET 2013**

		2011 <u>ACTUAL</u>	2012 <u>ESTIMATE</u>	2013 <u>BUDGET</u>
330-351	Row Reimb.	\$ 0	\$ 0	\$ 0
360-101	Interest Earnings	1,854	1,597	1,200
370-401	Refunds, Sundry	0	21,152	0
390-010	General Fund	<u>0</u>	<u>0</u>	<u>0</u>
	Total Revenue and Transfers In	\$ <u>1,854</u>	\$ <u>22,749</u>	\$ <u>1,200</u>
730	Right-Of-Way			
110	Regular Employees	\$ 37,620	\$ 37,666	\$ 38,320
190	Longevity Pay	714	720	720
195	Overtime	444	298	0
210	Group Insurance	4,374	4,689	6,400
220	Social Security Taxes	2,739	2,685	2,987
230	Retirement Contributions	3,571	3,748	3,994
250	Unemployment Insurance	241	251	289
260	Workers' Compensation Ins	43	112	201
	<i>Personal Services</i>	<u>49,746</u>	<u>50,169</u>	<u>52,911</u>
312	Conference and Assoc Dues	0	0	200
326	Appraisal Services	0	25,000	50,000
336	Engineering/Architectural	40,000	1,500	3,000
434	Equipment Repairs/Maint	0	1,000	2,000
455	Utility Adjustments	0	50,000	100,000
520	Insurance/Bond Premiums	1,325	466	5,000
530	Telephone	220	239	2,000
538	Postage	0	333	1,000
580	Travel	0	0	700
598	Misc Services & Charges	0	0	1,476
	<i>Other Services and Charges</i>	<u>41,545</u>	<u>78,538</u>	<u>165,376</u>
610	General Supplies	1,961	523	1,000
650	NCO Furniture/Equipment	0	0	0
	<i>Supplies</i>	<u>1,961</u>	<u>523</u>	<u>1,000</u>
710	Land	<u>0</u>	<u>50,000</u>	<u>100,000</u>
740	Machinery and Equipment	<u>0</u>	<u>0</u>	<u>0</u>
	<i>Capital Outlay</i>	<u>0</u>	<u>50,000</u>	<u>100,000</u>
900	Operating Transfers Out			
970	Capital Improvements	<u>550,000</u>	<u>0</u>	<u>0</u>
	<i>Operating Transfers Out</i>	<u>550,000</u>	<u>0</u>	<u>0</u>
	Right-Of-Way	\$ <u>643,252</u>	\$ <u>179,230</u>	\$ <u>319,287</u>



DEBT SERVICE FUNDS

Debt Service Funds have been established to receive funds from a tax levy and other sources for the accumulation of funds to meet the annual principal and interest requirements on the outstanding general obligation debt of the County.

SAN PATRICIO COUNTY, TEXAS

STATEMENT OF INDEBTEDNESS

DECEMBER 31, 2012

<u>PERMANENT IMPROVEMENTS DEBT</u>	<u>RATES</u>	<u>DUE DATES</u>	<u>DATE OF ISSUE</u>	<u>FINAL MATURITY DATE</u>
TAX AND REVENUE CERTIFICATES OF OBLIGATION, 2006	4.25% to 4.75%	(4-1 ; 10-1)	8-1-2006	4-1-2036
TOTAL PERMANENT IMPROVEMENTS DEBT (COUNTY)				
GRAND TOTALS - DEBT				

AMOUNT ISSUED	AMOUNT PAID	OUTSTANDING		
		PRINCIPAL	INTEREST	TOTAL
\$ 19,330,000	\$ 1,825,000	\$ 17,505,000	\$ 11,623,682	\$ 29,128,682
<u>19,330,000</u>	<u>1,825,000</u>	<u>17,505,000</u>	<u>11,623,682</u>	<u>29,128,682</u>
<u>\$ 19,330,000</u>	<u>\$ 1,825,000</u>	<u>\$ 17,505,000</u>	<u>\$ 11,623,682</u>	<u>\$ 29,128,682</u>

SAN PATRICIO COUNTY, TEXAS

DEBT SERVICE

BUDGET REQUIREMENTS FOR 2013

<u>PERMANENT IMPROVEMENTS DEBT (COUNTY)</u>	<u>PRINCIPAL</u>	<u>INTEREST</u>	<u>OTHER EXPENSES</u>	<u>TOTALS</u>
TAX AND REVENUE CERTIFICATES OF OBLIGATION, 2006	<u>410,000</u>	<u>801,135</u>	<u>4,000</u>	<u>1,215,135</u>
<u>TOTAL PERMANENT IMPROVEMENTS DEBT (COUNTY)</u>	<u>410,000</u>	<u>801,135</u>	<u>4,000</u>	<u>1,215,135</u>
GRAND TOTAL - ALL DEBT	<u>\$ 410,000</u>	<u>\$ 801,135</u>	<u>\$ 4,000</u>	<u>\$ 1,215,135</u>

**SAN PATRICIO COUNTY, TEXAS
PERMANENT IMPROVEMENT I & S
BUDGET 2013**

	<u>2011 ACTUAL</u>	<u>2012 ESTIMATE</u>	<u>2013 BUDGET</u>
Beginning Balance	\$ 23,782	\$ -28,214	\$ 48,890
Revenues	1,163,389	1,233,253	1,179,724
Transfers In	<u>0</u>	<u>58,092</u>	<u>0</u>
Total Revenues and Transfers In	<u>1,163,389</u>	<u>1,291,345</u>	<u>1,179,724</u>
Available Resources	<u>1,187,171</u>	<u>1,263,131</u>	<u>1,228,614</u>
Expenditures	1,215,385	1,214,241	1,215,135
Transfers Out	<u>0</u>	<u>0</u>	<u>0</u>
Total Expenditures and Transfer Out	<u>1,215,385</u>	<u>1,214,241</u>	<u>1,215,135</u>
Ending Balance	\$ <u>-28,214</u>	\$ <u>48,890</u>	\$ <u>13,479</u>

**SAN PATRICIO COUNTY, TEXAS
PERMANENT IMPROVEMENT I & S
BUDGET 2013**

	2011 <u>ACTUAL</u>	2012 <u>ESTIMATE</u>	2013 <u>BUDGET</u>
310-110 Ad Valorem - Current	\$ 1,118,789	\$ 1,183,203	\$ 1,135,713
310-120 Ad Valorem - Delinquent	44,036	48,254	43,011
General Property Taxes	<u>1,162,825</u>	<u>1,231,457</u>	<u>1,178,724</u>
360-101 Interest Earnings	564	1,796	1,000
390-063 Transfer In - Road Bond I&S	0	58,092	0
Other Revenue	<u>564</u>	<u>59,888</u>	<u>1,000</u>
Total Revenues	\$ <u>1,163,389</u>	\$ <u>1,291,345</u>	\$ <u>1,179,724</u>
800 Debt Service			
801 Principal	\$ 380,000	\$ 395,000	\$ 410,000
802 Interest	834,710	818,241	801,135
803 Other Expenses	675	1,000	4,000
Debt Service	<u>1,215,385</u>	<u>1,214,241</u>	<u>1,215,135</u>
PERMANENT IMPROVEMENT I & S	\$ <u>1,215,385</u>	\$ <u>1,214,241</u>	\$ <u>1,215,135</u>

**SAN PATRICIO COUNTY, TEXAS
ROAD BOND I & S
BUDGET 2013**

	2011 <u>ACTUAL</u>	2012 <u>ESTIMATE</u>	2013 <u>BUDGET</u>
Beginning Balance	\$ 56,352	\$ 56,794	\$ 0
Revenues	442	1,298	0
Transfers In	<u>0</u>	<u>0</u>	<u>0</u>
Total Revenues and Transfers In	<u>442</u>	<u>1,298</u>	<u>0</u>
Available Resources	<u>56,794</u>	<u>58,092</u>	<u>0</u>
Expenditures	0	0	0
Transfers Out	<u>0</u>	<u>58,092</u>	<u>0</u>
Total Expenditures and Transfer Out	<u>0</u>	<u>58,092</u>	<u>0</u>
Ending Balance	\$ <u>56,794</u>	\$ <u>0</u>	\$ <u>0</u>

**SAN PATRICIO COUNTY, TEXAS
ROAD BOND I & S
BUDGET 2013**

	2011 <u>ACTUAL</u>	2012 <u>ESTIMATE</u>	2013 <u>BUDGET</u>
310-110 Ad Valorem - Current	\$ 0	\$ 0	\$ 0
310-120 Ad Valorem - Delinquent	348	1,159	0
General Property Taxes	<u>348</u>	<u>1,159</u>	<u>0</u>
360-101 Interest Earnings	94	139	0
Other Revenue	<u>94</u>	<u>139</u>	<u>0</u>
Total Revenues	\$ <u>442</u>	\$ <u>1,298</u>	\$ <u>0</u>
800 Debt Service			
801 Principal	\$ 0	\$ 0	\$ 0
802 Interest	0	0	0
803 Other Expenses	<u>0</u>	<u>0</u>	<u>0</u>
Debt Service	<u>0</u>	<u>0</u>	<u>0</u>
900 Operating Transfers Out			
912 Transfer Out - Perm Improv I&S	<u>0</u>	<u>58,092</u>	<u>0</u>
Debt Service	<u>0</u>	<u>58,092</u>	<u>0</u>
ROAD BOND I & S	\$ <u>0</u>	\$ <u>58,092</u>	\$ <u>0</u>